



**PROPOSED COMPLETION OF ACCOMODATION FACILITY (HOSTEL  
BLOCK) FOR KENYA INSTITUTE FOR THE BLIND**

---

**TENDER DOCUMENTS**

**TENDER NO: KIB/CON/01/2025-2026**

---

**PROCURING ENTITY**

**KENYA INSTITUTE FOR THE BLIND  
P.O BOX 31082 – 0060  
NAIROBI**

**TENDER ISSUING DATE**

**17<sup>TH</sup> MARCH 2026**

**TENDER CLOSING DATE**

**26<sup>TH</sup> MARCH 2026 AT 10.00 A.M**

**PROPOSED COMPLETION OF ACCOMODATION FACILITY (HOSTEL BLOCK) FOR  
KENYA INSTITUTE FOR THE BLIND**

**TENDER DOCUMENTS**

**Consisting**

A	Contents page	(i)
B	Signature and Special notes page	(ii)
C	Standard Tender Documents for Procurement of Works:	
	Section I: Instructions to Tenderers	1
	Section II: Tender Data Sheet (TDS)	18
	Section III: Evaluation and Qualification Criteria	22
	Section IV: Tendering Forms	28
	Section V: Bills of Quantities	60
	Section VI: Specifications	73
	Section VII: Drawings	73
	Section VIII: General Conditions of Contract (GCC)	74
	Section IX: Special Conditions of Contract (SCC)	130
	Section X: Contract Forms	132
D	Preambles and pricing notes	PN/1 - PN/2
E	Particular Preliminaries	PP/1 - PP/9
F	General Preliminaries	GP/1 - GP/10
G	Builder's Works:	GF/1 – RC/2
H	Plumbing & Drainage Installations:	BoQ/1 – BoQ/14
J	Electrical Installations:	D/1 – Elec D/13
K	Provisional Sums	PS/1
L	Grand Summary	GS/1
M	Appendix	

**PROPOSED COMPLETION OF ACCOMODATION FACILITY (HOSTEL BLOCK) FOR KENYA INSTITUTE FOR THE BLIND**

Prepared by: -

**Quantities and Contract Department,  
STATE DEPARTMENT FOR PUBLIC WORKS,  
MINISTRY OF LANDS, PUBLIC WORKS, HOUSING AND URBAN DEVELOPMEN.  
P. O. Box 30743-00100,  
NAIROBI.**

The contract for the above-mentioned works entered into this..... day of..... 2026 by the undersigned refers to these Tender Documents and the MINISTRY OF LANDS, PUBLIC WORKS, HOUSING & URBAN DEVELOPMENT General Specification dated March, 1976 (together with any amendments issued thereto) shall be read and construed as part of the said contract.

.....  
**THE CONTRACTOR**

.....  
**THE PRINCIPAL  
KENYA INSTITUTE FOR THE BLIND**

Date : .....

Date: .....

**SPECIAL NOTES**

The Contractor is required to check the numbers of the pages of these Bills of Quantities and should he find any missing or in duplicate or figures indistinct he must inform the Principal Secretary for State Department for Public Works, Head Office, Ngong Road, Nairobi at once and have the same rectified.

Should the Contractor be in doubt about the precise meaning of any item or figure for any reason whatsoever, he must inform the Principal Secretary, State Department for Public Works, Head Office in order that the correct meaning may be decided before the date for submission of tenders.

No liability will be admitted nor claim allowed in respect of errors in the Contractor's Tender due to mistakes in the specifications, which should have been rectified in the manner, described above.

**SIGNATURE PAGE AND NOTES**

# TABLE OF CONTENTS

<b>INVITATION TO TENDER</b> .....	v
<b>PART 1: TENDERING PROCEDURES</b> .....	1
<b>SECTION I - INSTRUCTIONS TO TENDERERS</b> .....	1
<b>A. GENERAL PROVISIONS</b> .....	1
1.0 Scope of tender .....	1
2.0 Fraud and corruption.....	1
3.0 Eligible tenderers .....	1
4.0 Eligible goods, equipment, and services.....	3
5.0 Tenderer's responsibilities .....	3
<b>B. CONTENTS OF TENDER DOCUMENTS</b> .....	4
6.0 Sections of Tender Document.....	4
7.0 Clarification of Tender Document, Site Visit,Pre-tender Meeting.....	4
8.0 Amendment of Tender Documents .....	5
10.0 Language of Tender.....	5
11.0 Documents Comprising the Tender .....	5
12.0 Form of Tender and Schedules .....	6
13.0 Alternative Tenders.....	6
14.0 Tender Prices and Discounts.....	6
15.0 Currencies of Tender and Payment.....	6
16.0 Documents Comprising the Technical Proposal.....	7
17.0 Documents Establishing the Eligibility and Qualifications of The Tenderer .....	7
18.0 Period of Validity of Tenders .....	8
19.0 Tender Security.....	8
20.0 Format and Signing ofTender .....	9
<b>D. SUBMISSION AND OPENING OF TENDERS</b> .....	11
21.0 Sealing and Marking of Tenders.....	11
22.0 Deadline for Submission of Tenders.....	11
23.0 Late Tenders .....	11
24.0 Withdrawal, Substitution, and Modification of Tenders.....	11
25.0 Tender Opening .....	12
<b>E. EVALUATION AND COMPARISON OF TENDERS</b> .....	12
26.0 Confidentiality .....	12
27.0 Clarification of Tenders .....	13
29.0 Determination of Responsiveness.....	13
30.0 Non-material Non-conformities.....	13
31.0 Arithmetical Errors .....	14
33.0 Margin of PreferenceandReservations.....	14
34.0 Nominated Subcontractors.....	14
35.0 Evaluation of Tenders.....	15
36.0 Comparison of tenders .....	15
37.0 Abnormally low tenders and abnormally high tenders .....	15
Abnormally LowTenders .....	15
Abnormally high tenders.....	15
38.0 Unbalanced and/or front-loaded tenders.....	16
39.0 Qualifications of the tenderer.....	16
40.0 Lowest evaluated tender .....	16
41.0 Procuring entity's right to accept any tender, and to reject any oral tenders. ....	16

<b>F. AWARD OF CONTRACT.....</b>	<b>17</b>
42.0 Award criteria .....	17
43.0 Notice of intention to enter into a contract .....	17
44.0 Standstill Period.....	17
44.0 Standstill Period.....	17
45.0 Debriefing By The Procuring Entity .....	17
46.0 Letter of Award.....	17
47.0 Signing of Contract.....	17
48.0 Performance Security.....	17
49.0 Publication of Procurement Contract.....	18
50.0 Procurement related Complaint .....	18
<b>SECTION II - TENDER DATA SHEET (TDS) .....</b>	<b>18</b>
<b>SECTION III - EVALUATION AND QUALIFICATION CRITERIA .....</b>	<b>22</b>
1. General Provisions .....	22
2. Preliminary examination for Determination of Responsiveness.....	22
3. Tender Evaluation .....	22
4. Multiple Contracts .....	22
5. AlternativeTenders.....	23
6. Margin of Preference .....	23
7. Post qualification and Contract Award .....	23
8. QUALIFICATION FORM .....	25
<b>SECTION IV –TENDERING FORMS .....</b>	<b>28</b>
1. FOREIGN TENDERERS 40% RULE .....	28
2. Form EQU: EQUIPMENT .....	29
3. FORM PER - 1: .....	30
4. FORM PER - 2: .....	31
5. TENDERERS QUALIFICATION WITHOUT PRE-QUALIFICATION .....	33
<b>OTHER FORMS .....</b>	<b>43</b>
1. FORM OF TENDER .....	43
a) TENDERER'S ELIGIBILITY- CONFIDENTIALBUSINESS QUESTIONNAIRE.....	46
b) CERTIFICATE OF INDEPENDENTTENDERDETERMINATION .....	50
c) SELF-DECLARATION FORM - SELF DECLARATION OFTHETENDERER.....	51
d) APPENDIX 1 - FRAUD AND CORRUPTION.....	54
2. FORM OF TENDER SECURITY - DEMANDBANKGUARANTEE .....	56
3. FORM OF TENDER SECURITY (TENDER BOND) .....	57
4. FORM OF TENDER-SECURING DECLARATION .....	58
5. APPENDIX TO TENDER.....	59
ii	
<b>SECTION V – BILLS OF QUANTITIES .....</b>	<b>60</b>
1. PREAMBLES .....	63
2. Bill No. 1 – Preliminary Items .....	67
3. Bill No. 2: Work Items .....	38
4. Bill No. 3: Schedule of Daywork Rates - Labour .....	69
5. Bill No. 3: Schedule of Daywork Rates - Materials.....	70
6. Bill No. 3: Schedule of Daywork Rates - Contractor's Equipment.....	71
7. Bill No. 3: Daywork Summary .....	71
8. Bill No. 4: Provisional Sums.....	72
9. GRAND SUMMARY .....	72

**SECTION VI - SPECIFICATIONS..... 73**

**SECTION VII - DRAWINGS..... 73**

**SECTION VIII - GENERAL CONDITIONS OF CONTRACT (GCC) ..... 74**

1. General Provisions..... 74

2. The Procuring Entity ..... 80

3. The Engineer..... 81

4. The Contractor ..... 83

5. Nominated Subcontractors..... 91

6. Staff and Labor. .... 92

7. Plant, Materials and Workmanship ..... 95

8. Commencement, Delays and Suspension ..... 97

9. Tests on Completion ..... 100

10. Procuring Entity's Taking Over ..... 100

11. Defects Liability ..... 102

12. Measurement and Evaluation ..... 104

13. Variations and Adjustments..... 105

14. Contract Price and Payment..... 109

15. Termination by Procuring Entity ..... 115

16. Suspension and Termination by Contractor ..... 117

17. Risk and Responsibility ..... 119

18. Insurance..... 121

19. Force Majeure..... 124

20. Settlement of Claims and Disputes..... 126

**Section IX - Special Conditions of Contract..... 130**

**SECTION X – CONTRACT FORMS ..... 132**

FORM No. 1 - NOTIFICATION OF INTENTION TO AWARD ..... 133

FORM No. 2 – REQUEST FOR REVIEW ..... 135

Form No. 3 – LETTER OF AWARD.....

FORM No. 4 – CONTRACT AGREEMENT ..... 136

FORM No. 5 - PERFORMANCE SECURITY [Option 1 - Unconditional Demand Bank Guarantee]..... 137

FORM No. 6- PERFORMANCE SECURITY [Option 2 – Performance Bond] ..... 138

FORM No. 7 – ADVANCE PAYMENT SECURITY ..... 140

FORM No. 8 – RETENTION MONEY SECURITY ..... 141

Form No. 9 - BENEFICIAL OWNERSHIP DISCLOSURE FORM.....

Form No. 10 – MANUFACTURER’S AUTHORIZATION FORM.....

## REPUBLIC OF KENYA

### **TENDER DOCUMENTS FOR PROCUREMENT OF WORKS (BUILDING AND ASSOCIATED CIVIL ENGINEERING WORKS)**

1) NAME AND CONTACT ADDRESSES OF PROCURING ENTITY

Name: **KENYA INSTITUTE FOR THE BLIND**

Address: **P.O BOX 31082 – 00600, Nairobi**

Email address.....

2) Invitation to Tender (ITT) No: KIB/CON/01/2025-2026

3) Tender Name: **PROPOSED COMPLETION OF ACCOMODATION FACILITY (HOSTEL BLOCK) FOR KENYA INSTITUTE FOR THE BLIND**

# **INVITATION TO TENDER**

**PROCURING ENTITY: KENYA INSTITUTE FOR THE BLIND**

**CONTRACT NAME AND DESCRIPTION:** Completion works for the ground and first floor of an existing accommodation facility (Hostel Block) including associated Electrical and Mechanical Installations works at Kenya Institute for the Blind, Nairobi County. The time for completion is Twenty-Four (24) Weeks.

1. **KENYA INSTITUTE FOR THE BLIND** invites sealed tenders for the construction of the ***PROPOSED COMPLETION OF ACCOMODATION FACILITY (HOSTEL BLOCK) FOR KENYA INSTITUTE FOR THE BLIND***
2. Tendering will be conducted under open competitive method **National** using a standardized tender document. Tendering is open to **all qualified and interested NCA 4 and above Tenderers.**
3. Qualified and interested tenderers may obtain further information and inspect the Tender Documents during office hours ***0900 to 1700 hours*** at the address given below.

**PRINCIPAL  
KENYA INSTITUTE FOR THE BLIND  
P.O BOX 31082 – 00600  
NAIROBI**

4. A complete set of tender documents shall be obtained by interested tenders electronically from the Website [keib.or.ke](http://keib.or.ke) free of charge or Public procurement information Portal (PPIP) [tenders.go.ke](http://tenders.go.ke). Tenderers who download the tender document must forward their particulars immediately to [kblind@keib.or.ke](mailto:kblind@keib.or.ke) to facilitate any further clarification or addendum.
5. Tenders shall be quoted be in Kenya Shillings and shall include all taxes. Tenders shall remain valid for 126 days from the date of opening of tenders.
6. All Tenders Tenders must be accompanied by a tender Security of **Kenya Shillings 1,200,000.00** valid for a period of 156 days issued by recognized financial institution CBK or insurance companies listed by PPRA and registered by IRA.
7. The Tenderer Shall Chronologically and sequentially serialize all pages of their bid document submitted in the format of 1,2,3,4..... From the cover page to the last page including all attachment.
8. Completed tenders must be delivered to the address below on or before [*As per tender advertisement*]. Electronic Tenders ***will not be*** permitted.

**PRINCIPAL  
KENYA INSTITUTE FOR THE BLIND  
P.O BOX 31082 – 00600  
NAIROBI**

9. Tenders will be opened immediately after the deadline date and time specified above or any dead line date and times specified later. Tenders will be publicly opened in the presence of the Tenderers' designated representatives who choose to attend at the address below.
10. Late tenders will be rejected.

11. The addresses referred to above are:

**A. Address for obtaining further information and for purchasing tender documents**

- (1) Name of Procuring Entity: KENYA INSTITUTE FOR THE BLIND
- (2) Physical address for hand Courier Delivery to an office or Tender Box (Kenya Institute for the Blind, Administration Block, Reception).
- (3) Postal Address: P.O. Box 31082 – 00600, Nairobi
- (4) Name of Officer to be contacted: Head of Supply Chain Management, Phone No. 0720 853 703, Email; kblind@keib.or.ke.

**B. Address for Submission of Tenders.**

- 1) Name of Procuring Entity: KENYA INSTITUTE FOR THE BLIND
- 2) Postal Address: P. O Box 31082 – 00600, Nairobi
- 3) Physical address for hand Courier Delivery to an office or Tender Box (Kenya Institute for the Blind, Administration Block, Reception).).

**C. Address for Opening of Tenders.**

- 1) Name of Procuring Entity: KENYA INSTITUTE FOR THE BLIND
- 2) Physical address for the location: Boardroom

**The PRINCIPAL  
KENYA INSTITUTE FOR THE BLIND**

Name \_\_\_\_\_

*(Official of the Procuring Entity issuing the invitation)*

Designation \_\_\_\_\_

Signature \_\_\_\_\_

Date \_\_\_\_\_

---

# **PART I: TENDERING PROCEDURES**

---

# **SECTION I - INSTRUCTIONS TO TENDERERS**

## **A GENERAL PROVISIONS**

### **10 Scope of tender**

- 11** The Procuring Entity as defined in the Appendix to Conditions of Contract invites tenders for Works Contract as described in the tender documents. The name, identification, and number of lots (contracts) of this Tender Document are specified in the TDS.
- 12** Throughout this tendering document:
- The term “in writing” means communicated in written form (e.g. by mail, e-mail, fax, including if specified in the TDS, distributed or received through the electronic-procurement system used by the Procuring Entity) with proof of receipt;
  - if the context so requires, “singular” means “plural” and vice versa;
  - “Day” means calendar day, unless otherwise specified as “Business Day”. A Business Day is any day that is an official working day of the Procuring Entity. It excludes official public holidays.

### **20 Fraud and corruption**

- 21** The Procuring Entity requires compliance with the provisions of the Public Procurement and Asset Disposal Act, 2015, Section 62 “Declaration not to engage in corruption”. The tender submitted by a person shall include a declaration that the person shall not engage in any corrupt or fraudulent practice and a declaration that the person or his or her sub-contractors are not debarred from participating in public procurement proceedings.
- 22** The Procuring Entity requires compliance with the provisions of the Competition Act 2010, regarding collusive practices in contracting. Any tenderer found to have engaged in collusive conduct shall be disqualified and criminal and/or civil sanctions may be imposed. To this effect, Tenders shall be required to complete and sign the “Certificate of Independent Tender Determination” annexed to the Form of Tender.
- 23** Tenderers shall permit and shall cause their agents (whether declared or not), subcontractors, sub-consultants, service providers, suppliers, and their personnel, to permit the Procuring Entity to inspect all accounts, records and other documents relating to any initial selection process, pre-qualification process, tender submission, proposal submission, and contract performance (in the case of award), and to have them audited by auditors appointed by the Procuring Entity.
- 24** Unfair Competitive Advantage - Fairness and transparency in the tender process require that the firms or their Affiliates competing for a specific assignment do not derive a competitive advantage from having provided consulting services related to this tender. To that end, the Procuring Entity shall indicate in the **Data Sheet** and make available to all the firms together with this tender document all information that would in that respect give such firm any unfair competitive advantage over competing firms.

### **30 Eligible tenderers**

- 31** A Tenderer may be a firm that is a private entity, a state-owned enterprise or institution subject to ITT 3.8, or an individual or any combination of such entities in the form of a joint venture (JV) under an existing agree mentor with the intent to enter in to such an agreement supported by a letter of intent. In the case of a joint venture, all members shall be jointly and severally liable for the execution of the entire Contract in accordance with the Contract terms. The JV shall nominate a Representative who shall have the authority to conduct all business for and on behalf of any and all the members of the JV during the tendering process and, in the event the JV is awarded the Contract, during contract execution. Members of a joint venture may not also make an individual tender, be a subcontractor in a separate tender or be part of another joint venture for the purposes of the same Tender. The maximum number of JV members shall be specified in the **TDS**.
- 32** Public Officers of the Procuring Entity, their Spouses, Child, Parent, Brothers or Sister. Child, Parent, Brother or Sister of a Spouse, their business associates or agents and firms/organizations in which they have a substantial or controlling interest shall not be eligible to tender or be awarded a contract. Public Officers are also not allowed to participate in any procurement proceedings.
- 33** A Tenderer shall not have a conflict of interest. Any tenderer found to have a conflict of interest shall be disqualified. A tenderer may be considered to have a conflict of interest for the purpose of this tendering process, if the tenderer:

- a) Directly or indirectly controls, is controlled by or is under common control with an other tenderer;
  - b) Receives or has received any director indirect subsidy from another tenderer;
  - c) Has the same legal representative as an other tenderer;
  - d) Has a relationship with an other tenderer, directly or through common third parties, that puts it in a position to influence the tender of an other tenderer, or influence the decisions of the Procuring Entity regarding this tendering process;
  - e) Any of its affiliates participated as a consultant in the preparation of the design or technical specifications of the goods or works that are the subject of the tender;
  - f) Any of its affiliates has been hired (or is proposed to be hired) by the Procuring Entity as a consultant for Contract implementation;
  - g) Would be providing goods, works, or non-consulting services resulting from or directly related to consulting services for the preparation or implementation of the contract specified in this Tender Document;
  - h) Has a close business or personal relationship with senior management or professional staff of the Procuring Entity who has the ability to influence the bidding process and:
    - i) Are directly or indirectly involved in the preparation of the Tender document or specifications of the Contract, and/or the Tender evaluation process of such contract; or
    - ii) May be involved in the implementation or supervision of such Contract unless the conflicts stemming from such relationship has been resolved in a manner acceptable to the Procuring Entity throughout the tendering process and execution of the Contract.
- 34 A tenderer shall not be involved in corrupt, coercive, obstructive or fraudulent practice. A tenderer that is proven to have been involved in any of these practices shall be automatically disqualified
- 35 A Tenderer (either individually or as a JV member) shall not participate in more than one Tender, except for permitted alternative tenders. This includes participation as a subcontractor in other Tenders. Such participation shall result in the disqualification of all Tenders in which the firm is involved. Members of a joint venture may not also make an individual tender, be a sub-contractor in a separate tender or be part of another joint venture for the purposes of the same Tender. A firm that is not a tenderer or a JV member may participate as a subcontractor in more than one tender.
- 36 A Tenderer may have the nationality of any country, subject to the restrictions pursuant to ITT3.9. A Tenderer shall be deemed to have the nationality of a country if the Tenderer is constituted, incorporated or registered in and operates in conformity with the provisions of the laws of that country, as evidenced by its articles of incorporation (or equivalent documents of constitution or association) and its registration documents, as the case may be. This criterion also shall apply to the determination of the nationality of proposed sub-contractors or sub-consultants for any part of the Contract including related Services.
- 37 A Tenderer that has been debarred from participating in public procurement shall be ineligible to tender or be awarded a contract. The list of debarred firms and individuals is available from the website of PPRA [www.ppra.go.ke](http://www.ppra.go.ke).
- 38 A Tenderer that is a state-owned enterprise or a public institution in Kenya may be eligible to tender and be awarded Contract(s) only if it is determined by the Procuring Entity to meet the following conditions, i.e. if it is:
- i) A legal public entity of Government and/or public administration,
  - ii) financially autonomous and not receiving any significant subsidies or budget support from any public entity or Government, and;
  - (iii) Operating under commercial law and vested with legal rights and liabilities similar to any commercial enterprise to enable it compete with firms in the private sector on an equal basis.
- 39 Firms and individuals shall be ineligible if their countries of origin are:
- (a) As a matter of law or official regulations, Kenya prohibits commercial relations with that country;
  - (b) By an act of compliance with a decision of the United Nations Security Council taken under Chapter VII of the Charter of the United Nations, Kenya prohibits any import of goods or contracting of works or services from that country, or any payments to any country, person, or entity in that country.

A tenderer shall provide such documentary evidence of eligibility satisfactory to the Procuring Entity, as the Procuring Entity shall reasonably request.

- 3.10 Foreign tenderers are required to source at least forty (40%) percent of their contract inputs (in supplies, local sub-contracts and labor) from citizen suppliers and contractors. To this end, a foreign tenderer shall provide in its tender documentary evidence that this requirement is met. Foreign tenderers not meeting this criterion will be automatically disqualified. Information required to enable the Procuring Entity determine if this condition is met shall be provided for this purpose in “*SECTION III - EVALUATION AND QUALIFICATION CRITERIA, Item 9*”.
- 3.11 Pursuant to the eligibility requirements of ITT 3.10, a tender is considered a foreign tenderer, if it is registered in Kenya and has less than 51 percent ownership by nationals of Kenya and if it does not subcontract to foreign firms or individuals more than 10 percent of the contract price, excluding provisional sums. JVs are considered as foreign tenderers if the individual member firms registered in Kenya have less 51 percent ownership by nationals of Kenya. The JV shall not subcontract to foreign firms more than 10 percent of the contract price, excluding provisional sums.
- 3.12 The National Construction Authority Act of Kenya requires that all local and foreign contractors be registered with the National Construction Authority and be issued with a Registration Certificate before they can undertake any construction works in Kenya. Registration shall not be a condition for tender, but it shall be a condition of contract award and signature. A selected tenderer shall be given opportunity to register before such award and signature of contract. Application for registration with National Construction Authority may be accessed from the website [www.nca.go.ke](http://www.nca.go.ke).
- 3.13 The Competition Act of Kenya requires that firms wishing to tender as Joint Venture undertakings which may prevent, distort or lessen competition in provision of services are prohibited unless they are exempt in accordance with the provisions of Section 25 of the Competition Act, 2010. JVs will be required to seek for exemption from the Competition Authority. Exemption shall not be a condition for tender, but it shall be a condition of contract award and signature. A JV tenderer shall be given opportunity to seek such exemption as a condition of award and signature of contract. Application for exemption from the Competition Authority of Kenya may be accessed from the website [www.cak.go.ke](http://www.cak.go.ke).
- 3.14 A Kenyan tenderer shall be eligible to tender if it provides evidence of having fulfilled his/her tax obligations by producing valid tax compliance certificate or tax exemption certificate issued by the Kenya Revenue Authority.

#### **40 Eligible goods, equipment, and services**

- 41 Goods, equipment and services to be supplied under the Contract may have their origin in any country that is not ineligible under ITT 3.9. At the Procuring Entity's request, Tenderers may be required to provide evidence of the origin of Goods, equipment and services.
- 42 Any goods, works and production processes with characteristics that have been declared by the relevant national environmental protection agency or by other competent authority as harmful to human beings and to the environment shall not be eligible for procurement.

#### **50 Tenderer's responsibilities**

- 51 The tenderer shall bear all costs associated with the preparation and submission of his/her tender, and the Procuring Entity will in no case be responsible or liable for those costs.
- 52 The tenderer, at the tenderer's own responsibility and risk, is encouraged to visit and examine and inspect the Site of the Works and its surroundings and obtain all information that may be necessary for preparing the tender and entering into a contract for construction of the Works. The costs of visiting the Site shall be the tenderer's own expense.
- 53 The Tenderer and any of its personnel or agents will be granted permission by the Procuring Entity to enter upon its premises and lands for the purpose of such visit. The Tenderer shall indemnify the Procuring Entity against liability arising from death or personal injury, loss of or damage to property, and any other losses and expenses incurred as a result of the examination and inspection.

- 54 The tenderer shall provide in the Form of Tender and Qualification Information, a preliminary description of the proposed work method and schedule, including charts, as necessary or required.

## B. CONTENTS OF TENDER DOCUMENTS

### 60 Sections of Tender Document

- 61 The tender document consists of Parts 1, 2, and 3, which includes all the sections specified below, and which should be read in conjunction with any Addenda issued in accordance with ITT 10.

#### **PART 1: Tendering Procedures**

Section I – Instructions to Tenderers

Section II – Tender Data Sheet (TDS)

Section III- Evaluation and Qualification

Criteria Section IV – Tendering Forms

#### **PART 2: Works' Requirements**

Section V - Bills of Quantities

Section VI - Specifications

Section VII - Drawings

#### **PART 3: Conditions of Contract and Contract Forms**

Section VIII - General Conditions (GCC)

Section IX - Special Conditions of Contract

Section X- Contract Forms

- 62 The Invitation to Tender Notice issued by the Procuring Entity is not part of the Contract documents. Unless obtained directly from the Procuring Entity, the Procuring Entity is not responsible for the completeness of the Tender document, responses to requests for clarification, the minutes of a pre-arranged site visit and those of the pre-Tender meeting (if any), or Addenda to the Tender document in accordance with ITT 10. In case of any contradiction, documents obtained directly from the Procuring Entity shall prevail.

- 63 The Tenderer is expected to examine all instructions, forms, terms, and specifications in the Tender Document and to furnish with its Tender all information and documentation as is required by the Tender document.

### 70 Clarification of Tender Document, Site Visit, Pre-tender Meeting

- 71 A Tenderer requiring any clarification of the Tender Document shall contact the Procuring Entity in writing at the Procuring Entity's address specified in the **TDS** or raise its enquiries during the pre-Tender meeting if provided for in accordance with ITT 7.2. The Procuring Entity will respond in writing to any request for clarification, provided that such request is received no later than the period specified in the **TDS** prior to the deadline for submission of tenders. The Procuring Entity shall forward copies of its response to all tenderers who have acquired the Tender documents in accordance with ITT 7.4, including a description of the inquiry but without identifying its source. If so specified in the **TDS**, the Procuring Entity shall also promptly publish its response at the web page identified in the **TDS**. Should the clarification result in changes to the essential elements of the Tender Documents, the Procuring Entity shall amend the Tender Documents following the procedure under ITT 8 and ITT 22.2.

- 72 The Tenderer, at the Tenderer's own responsibility and risk, is encouraged to visit and examine and inspect the site(s) of the required contracts and obtain all information that may be necessary for preparing a tender. The costs of visiting the Site shall be at the Tenderer's own expense. The Procuring Entity shall specify in the **TDS** if a pre-arranged Site visit and or a pre-tender meeting will be held, when and where. The Tenderer's designated representative is invited to attend a pre-arranged site visit and a pre-tender meeting, as the case may be. The purpose of the site visit and the pre-tender meeting will be to clarify issues and to answer questions on any matter that may be raised at that stage.

- 73 The Tenderer is requested to submit any questions in writing, to reach the Procuring Entity not later than the period specified in the **TDS** before the meeting.

- 74 Minutes of a pre-arranged site visit and those of the pre-tender meeting, if applicable, including the text of the questions asked by Tenderers and the responses given, together with any responses prepared after the meeting, will be transmitted promptly to all Tenderers who have acquired the Tender Documents. Minutes shall not identify the source of the questions asked.
- 75 The Procuring Entity shall also promptly publish anonymized (*no names*) Minutes of the pre-arranged site visit and those of the pre-tender meeting at the web page identified in the **TDS**. Any modification to the Tender Documents that may become necessary as a result of the pre-arranged site visit and those of the pre-tender meeting shall be made by the Procuring Entity exclusively through the issue of an Addendum pursuant to ITT 8 and not through the minutes of the pre-Tender meeting. Non-attendance at the pre-arranged site visit and the pre-tender meeting will not be a cause for disqualification of a Tenderer.
- 80 Amendment of Tender Documents**
- 81 At any time prior to the deadline for submission of Tenders, the Procuring Entity may amend the Tender Documents by issuing addenda.
- 82 Any addendum issued shall be part of the Tender Documents and shall be communicated in writing to all who have obtained the Tender Documents from the Procuring Entity. The Procuring Entity shall also promptly publish the addendum on the Procuring Entity's website in accordance with ITT 7.5.
- 83 To give Tenderers reasonable time in which to take an addendum into account in preparing their Tenders, the Procuring Entity should extend the dead line for the submission of Tenders, pursuant to ITT 22.2.

## C. PREPARATION OF TENDERS

### 9.0 Cost of Tendering

The Tenderer shall bear all costs associated with the preparation and submission of its Tender, and the Procuring Entity shall not be responsible or liable for those costs, regardless of the conduct or outcome of the tendering process.

### 10.0 Language of Tender

The Tender, as well as all correspondence and documents relating to the tender exchanged by the tenderer and the Procuring Entity, shall be written in the English Language. Supporting documents and printed literature that are part of the Tender may be in another language provided they are accompanied by an accurate and notarized translation of the relevant passages into the English Language, in which case, for purposes of interpretation of the Tender, such translation shall govern.

### 11.0 Documents Comprising the Tender

- 11.1 The Tender shall comprise the following:
- a) Form of Tender prepared in accordance with ITT 12;
  - b) Schedules including priced Bill of Quantities, completed in accordance with ITT 12 and ITT 14;
  - c) Tender Security or Tender-Securing Declaration, in accordance with ITT 19.1;
  - d) Alternative Tender, if permissible, in accordance with ITT 13;
  - e) **Authorization**: written confirmation authorizing the signatory of the Tender to commit the Tenderer, in accordance with ITT 20.3;
  - f) **Qualifications**: documentary evidence in accordance with ITT 17 establishing the Tenderer's qualifications to perform the Contract if its Tender is accepted;
  - g) **Conformity**: a technical proposal in accordance with ITT 16;
  - h) Any other document required in the **TDS**.
- 11.2 In addition to the requirements under ITT 11.1, Tenders submitted by a JV shall include a copy of the Joint Venture Agreement entered into by all members. Alternatively, a letter of intent to execute a Joint Venture Agreement in the event of a successful Tender shall be signed by all members and submitted with the Tender, together with a copy of the proposed JV Agreement. Change of membership and conditions of the JV prior to contract signature will render the tender liable for disqualification.

## 12.0 Form of Tender and Schedules

- 12.1 The Form of Tender and Schedules, including the Bill of Quantities, shall be prepared using the relevant forms furnished in Section IV, Tendering Forms. The forms must be completed with out any alterations to the text, and no substitutes shall be accepted except as provided under ITT 20.3. All blank spaces shall be filled in with the information requested. The Tenderer shall chronologically serialize all pages of the tender documents submitted.
- 12.2 The Tenderer shall furnish in the Form of Tender information on commissions and gratuities, if any, paid or to be paid to agents or any other party relating to this Tender.

## 13. Alternative Tenders

- 13.1 Unless otherwise specified in the TDS, alternative Tenders shall not be considered.
- 13.2 When alternative times for completion are explicitly invited, a statement to that effect will be included in the **TDS**, and the method of evaluating different alternative times for completion will be described in Section III, Evaluation and Qualification Criteria.
- 13.3 Except as provided under ITT 13.4 below, Tenderers wishing to offer technical alternatives to the requirements of the Tender Documents must first price the Procuring Entity's design as described in the Tender Documents and shall further provide all information necessary for a complete evaluation of the alternative by the Procuring Entity, including drawings, design calculations, technical specifications, breakdown of prices, and proposed construction methodology and other relevant details. Only the technical alternatives, if any, of the Tenderer with the Winning Tender conforming to the basic technical requirements shall be considered by the Procuring Entity.
- 13.4 When specified in the **TDS**, Tenderers are permitted to submit alternative technical solutions for specified parts of the Works, and such parts will be identified in the **TDS**, as will the method for their evaluating, and described in Section VII, Works' Requirements.

## 14.0 Tender Prices and Discounts

- 14.1 The prices and discounts (including any price reduction) quoted by the Tenderer in the Form of Tender and in the Bill of Quantities shall conform to the requirements specified below.
- 14.2 The Tenderer shall fill in rates and prices for all items of the Works described in the Bill of Quantities. Items against which no rate or price is entered by the Tenderer shall be deemed covered by the rates for other items in the Bill of Quantities and will not be paid for separately by the Procuring Entity. An item not listed in the priced Bill of Quantities shall be assumed to be not included in the Tender, and provided that the Tender is determined substantially responsive notwithstanding this omission, the average price of the item quoted by substantially responsive Tenderers will be added to the Tender price and the equivalent total cost of the Tender so determined will be used for price comparison.
- 14.3 The price to be quoted in the Form of Tender, in accordance with ITT 12.1, shall be the total price of the Tender, including any discounts offered.
- 14.4 The Tenderer shall quote any discounts and the methodology for their application in the Form of Tender, in accordance with ITT 12.1.
- 14.5 It will be specified in the **TDS** if the rates and prices quoted by the Tenderer are or are not subject to adjustment during the performance of the Contract in accordance with the provisions of the Conditions of Contract, except incases where the contract is subject to fluctuations and adjustments, not fixed price. In such a case, the Tenderer shall furnish the indices and weightings for the price adjustment formulae in the Schedule of Adjustment Data and the Procuring Entity may require the Tenderer to justify its proposed indices and weightings.
- 14.6 Where tenders are being invited for individual lots (contracts) or for any combination of lots (packages), tenderers wishing to offer discounts for the award of more than one Contract shall specify in their Tender the price reductions applicable to each package, or alternatively, to individual Contracts within the package. Discounts shall be submitted in accordance with ITT 14.4, provided the Tenders for all lots (contracts) are opened at the sametime.

**147** All duties, taxes, and other levies payable by the Contractor under the Contract, or for any other cause, as of the date 30 days prior to the deadline for submission of Tenders, shall be included in the rates and prices and the total Tender Price submitted by the Tenderer.

#### **150 Currencies of Tender and Payment**

**151** The currency (ies) of the Tender and the currency (ies) of payments shall be the same.

**152** Tenderers shall quote entirely in Kenya Shillings. The unit rates and the prices shall be quoted by the Tenderer in the Bill of Quantities, entirely in Kenya shillings.

a) A Tenderer expecting to incur expenditures in other currencies for inputs to the Works supplied from outside Kenya (referred to as “the foreign currency requirements”) shall (if so allowed in the **TDS**) indicate in the Appendix to Tender the percentage(s) of the Tender Price (excluding Provisional Sums), needed by the Tenderer for the payment of such foreign currency requirements, limited to no more than two foreign currencies.

b) The rates of exchange to be used by the Tenderer in arriving at the local currency equivalent and the percentage(s) mentioned in (a) above shall be specified by the Tenderer in the Appendix to Tender and shall be based on the exchange rate provided by the Central Bank of Kenya on the date 30 days prior to the actual date of tender opening. Such exchange rate shall apply for all foreign payments under the Contract.

**153** Tenderers may be required by the Procuring Entity to justify, to the Procuring Entity's satisfaction, their local and foreign currency requirements, and to substantiate that the amounts included in the unit rates and prices and shown in the Schedule of Adjustment Data in the Appendix to Tender are reasonable, in which case a detailed break down of the foreign currency requirements shall be provided by Tenderers.

#### **16.0 Documents Comprising the Technical Proposal**

The Tenderer shall furnish a technical proposal including a statement of work methods, equipment, personnel, schedule and any other information as stipulated in Section IV, Tender Forms, and in sufficient detail to demonstrate the adequacy of the Tenderer's proposal to meet the work's requirements and the completion time.

#### **170 Documents Establishing the Eligibility and Qualifications of the Tenderer**

**171** Tenderers shall complete the Form of Tender, included in Section IV, Tender Forms, to establish Tenderer's eligibility in accordance with ITT 4.

**172** In accordance with Section III, Evaluation and Qualification Criteria, to establish its qualifications to perform the Contract the Tenderer shall provide the information requested in the corresponding information sheets included in Section IV, Tender Forms.

**173** If a margin of preference applies as specified in accordance with ITT 33.1, national tenderers, individually or in joint ventures, applying for eligibility for national preference shall supply all information required to satisfy the criteria for eligibility specified in accordance with ITT 33.1.

**174** Tenderers shall be asked to provide, as part of the data for qualification, such information, including details of ownership, as shall be required to determine whether, according to the classification established by the Procuring Entity, a particular contractor or group of contractors qualifies for a margin of preference. Further the information will enable the Procuring Entity identify any actual or potential conflict of interest in relation to the procurement and/or contract management processes, or a possibility of collusion between tenderers, and thereby help to prevent any corrupt influence in relation to the procurement process or contract management.

**175** The purpose of the information described in **ITT 17.4** above overrides any claims to confidentiality which a tenderer may have. There can be no circumstances in which it would be justified for a tenderer to keep information relating to its ownership and control confidential where it is tendering to undertake public sector work and receive public sector funds. Thus, confidentiality will not be accepted by the Procuring Entity as a justification for a Tenderer's failure to disclose, or failure to provide required information on its ownership and control.

**176** The Tenderer shall provide further documentary proof, information or authorizations that the Procuring Entity may request in relation to ownership and control which information on any changes to the information which was provided by the tenderer under ITT 6.4. The obligations to require this information shall continue for the duration of the procurement process and contract performance and after completion of the contract, if any change to the information previously provided may reveal a conflict of interest in relation to the award or management of the contract.

- 177** All information provided by the tenderer pursuant to these requirements must be complete, current and accurate as at the date of provision to the Procuring Entity. In submitting the information required pursuant to these requirements, the Tenderer shall warrant that the information submitted is complete, current and accurate as at the date of submission to the Procuring Entity.
- 178** If a tenderer fails to submit the information required by these requirements, its tender will be rejected. Similarly, if the Procuring Entity is unable, after taking reasonable steps, to verify to a reasonable degree the information submitted by a tenderer pursuant to these requirements, then the tender will be rejected.
- 179** If information submitted by a tenderer pursuant to these requirements, or obtained by the Procuring Entity (whether through its own enquiries, through notification by the public or otherwise), shows any conflict of interest which could materially and improperly benefit the tenderer in relation to the procurement or contract management process, then:
- i) If the procurement process is still ongoing, the tenderer will be disqualified from the procurement process,
  - ii) if the contract has been awarded to that tenderer, the contract award will be set aside pending the outcome of (iii),
  - iii) the tenderer will be referred to the relevant law enforcement authorities for investigation of whether the tenderer or any other person have committed any criminal offence.
- 17.10** If a tenderer submits information pursuant to these requirements that is incomplete, inaccurate or out-of-date, or attempts to obstruct the verification process, then the consequences ITT 17.8 will ensue unless the tenderer can show to the reasonable satisfaction of the Procuring Entity that any such act was not material, or was due to genuine error which was not attributable to the intentional act, negligence or recklessness of the tenderer.

## **18.0 Period of Validity of Tenders**

- 18.1.** Tenders shall remain valid for the Tender Validity period specified in the **TDS**. The Tender Validity period starts from the date fixed for the Tender submission deadline (as prescribed by the Procuring Entity in accordance with ITT 22). A tender valid for a shorter period shall be rejected by the Procuring Entity as non-responsive.
- 18.2** In exceptional circumstances, prior to the expiration of the Tender validity period, the Procuring Entity may request Tenderers to extend the period of validity of their Tenders. The request and the responses shall be made in writing. If a Tender Security is requested in accordance with ITT 19, it shall also be extended for thirty (30) days beyond the deadline of the extended validity period. A Tenderer may refuse the request without forfeiting its Tender security. A Tenderer granting the request shall not be required or permitted to modify its Tender.

## **190 Tender Security**

- 191** The Tenderer shall furnish as part of its Tender, either a Tender-Securing Declaration or a Tender Security as specified in the **TDS**, in original form and, in the case of a Tender Security, in the amount and currency **specified** in the **TDS**. A Tender-Securing Declaration shall use the form included in Section IV, Tender Forms.
- 192** If a Tender Security is specified pursuant to ITT 19.1, the Tender Security shall be a demand guarantee in any of the following forms at the Tenderer's option:
- I) cash;
  - ii) a bank guarantee;
  - iii) a guarantee by an insurance company registered and licensed by the Insurance Regulatory Authority listed by the Authority;
  - (iv) a guarantee issued by a financial institution approved and licensed by the Central Bank of Kenya, from a reputable source, and an eligible country.
- 193** If an unconditional bank guarantee is issued by a bank located outside Kenya, the issuing bank shall have a correspondent bank located in Kenya to make it enforceable. The Tender Security shall be valid for thirty (30) days beyond the original validity period of the Tender, or beyond any period of extension if requested under ITT 18.2.

- 194** If a Tender Security or Tender-Securing Declaration is specified pursuant to ITT 19.1, any Tender not accompanied by a substantially responsive Tender Security or Tender-Securing Declaration shall be rejected by the Procuring Entity as non-responsive.
- 195** If a Tender Security is specified pursuant to ITT 19.1, the Tender Security of unsuccessful Tenderers shall be returned as promptly as possible upon the successful Tenderer's signing the Contract and furnishing the Performance Security and any other documents required in the TDS. The Procuring Entity shall also promptly return the tender security to the tenderers where the procurement proceedings are terminated, all tenders were determined non-responsive or a bidder declines to extend tender validity period.
- 196** The Tender Security of the successful Tenderer shall be returned as promptly as possible once the successful Tenderer has signed the Contract and furnished the required Performance Security, and any other documents required in the TDS.
- 197** The Tender Security may be forfeited or the Tender-Securing Declaration executed:
- a) if a Tenderer withdraws its Tender during the period of Tender validity specified by the Tenderer on the Form of Tender, or any extension there to provided by the Tenderer; or
  - b) if the successful Tenderer fails to:
    - i) sign the Contract in accordance with ITT47; or
    - ii) furnish a Performance Security and if required in the TDS, and any other documents required in the TDS.
- 198** Where tender securing declaration is executed, the Procuring Entity shall recommend to the PPRA to debar the Tenderer from participating in public procurement as provided in the law.
- 199** The Tender Security or the Tender-Securing Declaration of a JV shall be in the name of the JV that submits the Tender. If the JV has not been legally constituted into a legally enforceable JV at the time of tendering, the Tender Security or the Tender-Securing Declaration shall be in the names of all future members as named in the letter of intent referred to in ITT 4.1 and ITT 11.2.
- 19.10** A tenderer shall not issue a tender security to guarantee itself.
- 200** **Format and Signing of Tender**
- 201** The Tenderer shall prepare one original of the documents comprising the Tender as described in ITT 11 and clearly mark it "ORIGINAL." Alternative Tenders, if permitted in accordance with ITT 13, shall be clearly marked "ALTERNATIVE." In addition, the Tenderer shall submit copies of the Tender, in the number specified in the TDS and clearly mark them "COPY." In the event of any discrepancy between the original and the copies, the original shall prevail.
- 202** Tenderers shall mark as "CONFIDENTIAL" all information in their Tenders which is confidential to their business. This may include proprietary information, trade secrets, or commercial or financially sensitive information.
- 203** The original and all copies of the Tender shall be typed or written in indelible ink and shall be signed by a person duly authorized to sign on behalf of the Tenderer. This authorization shall consist of a written confirmation as specified in the TDS and shall be attached to the Tender. The name and position held by each person signing the authorization must be typed or printed below the signature. All pages of the Tender where entries or amendments have been made shall be signed or initialed by the person signing the Tender.
- 204** In case the Tenderer is a JV, the Tender shall be signed by an authorized representative of the JV on behalf of the JV, and so as to be legally binding on all the members as evidenced by a power of attorney signed by their legally authorized representatives.
- 205** Any inter-lineation, erasures, or overwriting shall be valid only if they are signed or initialed by the person signing the Tender.

## D. SUBMISSION AND OPENING OF TENDERS

### **210 Sealing and Marking of Tenders**

**211** The Tenderer shall deliver the Tender in a single sealed envelope, or in a single sealed package, or in a single sealed container bearing the name and Reference number of the Tender, addressed to the Procuring Entity and a warning not to open before the time and date for Tender opening date. Within the single envelope, package or container, the Tenderer shall place the following separate, sealed envelopes:

- a) in an envelope or package or container marked “ORIGINAL”, all documents comprising the Tender, as described in ITT 11; and
- b) in a nvelope or package or container marked “COPIES”, all required copies of the Tender; and
- c) if alternative Tenders are permitted in accordance with ITT 13, and if relevant:
  - i) in an envelope or package or container marked “ORIGINAL –ALTERNATIVE TENDER”, the alternative Tender; and
  - ii) in the envelope or package or container marked “COPIES- ALTERNATIVE TENDER”, all required copies of the alternative Tender.

The inner envelopes or packages or containers shall:

- a) bear the name and address of the Procuring Entity,
- b) bear the name and address of the Tenderer; and
- c) bear the name and Reference number of the Tender.

**212** If an envelope or package or container is not sealed and marked as required, the *Procuring Entity* will assume no responsibility for the misplacement or premature opening of the Tender. Tenders misplaced or opened prematurely will not be accepted.

### **220 Deadline for Submission of Tenders**

**221** Tenders must be received by the Procuring Entity at the address specified in the **TDS** and no later than the date and time also specified in the **TDS**. When so specified in the **TDS**, tenderers shall have the option of submitting their Tenders electronically. Tenderers submitting Tenders electronically shall follow the electronic Tender submission procedures specified in the **TDS**.

**222** The Procuring Entity may, at its discretion, extend the deadline for the submission of Tenders by amending the Tender Documents in accordance with ITT 8, in which case all rights and obligations of the Procuring Entity and Tenderers previously subject to the deadline shall there after be subject to the deadline as extended.

### **23.0 Late Tenders**

The Procuring Entity shall not consider any Tender that arrives after the deadline for submission of tenders, in accordance with ITT 22. Any Tender received by the Procuring Entity after the deadline for submission of Tenders shall be declared late, rejected, and returned unopened to the Tenderer.

### **240 Withdrawal, Substitution, and Modification of Tenders**

**241** A Tenderer may withdraw, substitute, or modify its Tender after it has been submitted by sending a written notice, duly signed by an authorized representative, and shall include a copy of the authorization in accordance with ITT 20.3, (except that withdrawal notices do not require copies). The corresponding substitution or modification of the Tender must accompany the respective written notice. All notices must be:

- a) prepared and submitted in accordance with ITT 20 and ITT 21 (except that withdrawal notices do not require copies), and in addition, the respective envelopes shall be clearly marked “WITHDRAWAL,” “SUBSTITUTION,” “MODIFICATION;” and
- b) received by the Procuring Entity prior to the deadline prescribed for submission of Tenders, in accordance with ITT 22.

**242** Tenders requested to be withdrawn in accordance with ITT 24.1 shall be returned unopened to the Tenderers.

**243** No Tender may be withdrawn, substituted, or modified in the interval between the deadline for submission of Tenders and the expiration of the period of Tender validity specified by the Tenderer on the Form of Tender or any extension thereof.

## 25. Tender Opening

- 251 Except in the cases specified in ITT 23 and ITT 24.2, the Procuring Entity shall publicly open and read out all Tenders received by the deadline, at the date, time and place specified **in the TDS**, in the presence of Tenderers' designated representatives who chooses to attend. Any specific electronic Tender opening procedures required if electronic Tendering is permitted in accordance with ITT 22.1, shall be as specified in the **TDS**.
- 252 First, envelopes marked "WITHDRAWAL" shall be opened and read out and the envelopes with the corresponding Tender shall not be opened but returned to the Tenderer. No Tender withdrawal shall be permitted unless the corresponding withdrawal notice contains a valid authorization to request the withdrawal and is read out at Tender opening.
- 253 Next, envelopes marked "SUBSTITUTION" shall be opened and read out and exchanged with the corresponding Tender being substituted, and the substituted Tender shall not be opened, but returned to the Tenderer. No Tender substitution shall be permitted unless the corresponding substitution notice contains a valid authorization to request the substitution and is read out at Tender opening.
- 254 Next, envelopes marked "MODIFICATION" shall be opened and read out with the corresponding Tender. No Tender modification shall be permitted unless the corresponding modification notice contains a valid authorization to request the modification and is read out at Tender opening.
- 255 Next, all remaining envelopes shall be opened one at a time, reading out: the name of the Tenderer and whether there is a modification; the total Tender Price, per lot (contract) if applicable, including any discounts and alternative Tenders; the presence or absence of a Tender Security or Tender-Securing Declaration, if required; and any other details as the Procuring Entity may consider appropriate.
- 256 Only Tenders, alternative Tenders and discounts that are opened and read out at Tender opening shall be considered further for evaluation. The Form of Tender and pages of the Bill of Quantities (to be decided on by the tender opening committee) are to be initialed by the members of the tender opening committee attending the opening.
- 257 At the Tender Opening, the Procuring Entity shall neither discuss the merits of any Tender nor reject any Tender (except for late Tenders, in accordance with ITT 23.1).
- 258 The Procuring Entity shall prepare minutes of the Tender Opening that shall include, as a minimum: -
- a) the name of the Tenderer and whether there is a withdrawal, substitution, or modification;
  - b) the Tender Price, per lot (contract) if applicable, including any discounts;
  - c) any alternative Tenders;
  - d) the presence or absence of a Tender Security, if new as required;
  - e) number of pages of each tender document submitted.
- 259 The Tenderers' representatives who are present shall be requested to sign the minutes. The omission of a Tenderer's signature on the minutes shall not invalidate the contents and effect of the minutes. A copy of the tender opening register shall be distributed to all Tenderers.

## E. EVALUATION AND COMPARISON OF TENDERS

### 26. Confidentiality

- 261 Information relating to the evaluation of Tenders and recommendation of contract award shall not be disclosed to Tenderers or any other persons not officially concerned with the Tender process until information on Intention to Award the Contract is transmitted to all Tenderers in accordance with ITT 43.
- 262 Any effort by a Tenderer to influence the Procuring Entity in the evaluation of the Tenders or Contract award decisions may result in the rejection of its tender.
- 263 Notwithstanding ITT 26.2, from the time of tender opening to the time of contract award, if a tenderer wishes to contact the Procuring Entity on any matter related to the tendering process, it shall do so in writing.

## **270 Clarification of Tenders**

**271** To assist in the examination, evaluation, and comparison of the tenders, and qualification of the tenderers, the Procuring Entity may, at its discretion, ask any tenderer for a clarification of its tender, given a reasonable time for a response. Any clarification submitted by a tenderer that is not in response to a request by the Procuring Entity shall not be considered. The Procuring Entity's request for clarification and the response shall be in writing. No change, including any voluntary increase or decrease, in the prices or substance of the tender shall be sought, offered, or permitted, except to confirm the correction of arithmetic errors discovered by the Procuring Entity in the evaluation of the tenders, in accordance with ITT 31.

**272** If a tenderer does not provide clarifications of its tender by the date and time set in the Procuring Entity's request for clarification, its Tender may be rejected.

## **280 Deviations, Reservations, and Omissions**

**281** During the evaluation of tenders, the following definitions apply: -

- a) "*Deviation*" is a departure from the requirements specified in the tender document;
- b) "*Reservation*" is the setting of limiting conditions or withholding from complete acceptance of the requirements specified in the tender document; and
- c) "*Omission*" is the failure to submit part or all of the information or documentation required in the Tender document.

## **290 Determination of Responsiveness**

**291** The Procuring Entity's determination of a Tender's responsiveness is to be based on the contents of the tender itself, as defined in ITT 11.

**292** A substantially responsive Tender is one that meets the requirements of the Tender document without material deviation, reservation, or omission. A material deviation, reservation, or omission is one that, if accepted, would:

- a) Affect in any substantial way the scope, quality, or performance of the Works specified in the Contract;
- b) limit in any substantial way, inconsistent with the tender document, the Procuring Entity's rights or the tenderer's obligations under the proposed contract;
- c) if rectified, would unfairly affect the competitive position of other tenderers presenting substantially responsive tenders.

**293** The Procuring Entity shall examine the technical aspects of the tender submitted in accordance with ITT 16, to confirm that all requirements of Section VII, Works' Requirements have been met without any material deviation, reservation or omission.

**294** If a tender is not substantially responsive to the requirements of the tender document, it shall be rejected by the Procuring Entity and may not subsequently be made responsive by correction of the material deviation, reservation, or omission.

## **300 Non-material Non-conformities**

**301** Provided that a tender is substantially responsive, the Procuring Entity may waive any non-conformities in the tender.

**302** Provided that a Tender is substantially responsive, the Procuring Entity may request that the tenderer submit the necessary information or documentation, within a reasonable period of time, to rectify non-material non-conformities in the tender related to documentation requirements. Requesting information or documentation on such non-conformities shall not be related to any aspect of the price of the tender. Failure of the tenderer to comply with the request may result in the rejection of its tender.

**303** Provided that a tender is substantially responsive, the Procuring Entity shall rectify quantifiable non-material non-conformities related to the Tender Price. To this effect, the Tender Price shall be adjusted, for comparison purposes only, to reflect the price of a missing or non-conforming item or component in the manner specified **in the TDS.**

### **31.0 Arithmetical Errors**

**31.1** The tender sum as submitted and read out during the tender opening shall be absolute and final and shall not be the subject of correction, adjustment or amendment in any way by any person or entity.

**31.2** Provided that the Tender is substantially responsive, the Procuring Entity shall handle errors on the following basis: -

- a) Any error detected if considered a major deviation that affects the substance of the tender, shall lead to disqualification of the tender as non-responsive.
- b) Any errors in the submitted tender arising from a miscalculation of unit price, quantity, subtotal and total bid prices shall be considered as a major deviation that affects the substance of the tender and shall lead to disqualification of the tender as non-responsive. and
- c) if there is a discrepancy between words and figures, the amount in words shall prevail

**31.3** Tenderers shall be notified of any error detected in their bid during the notification of award.

### **32.0 Conversion to Single Currency**

For evaluation and comparison purposes, the currency (ies) of the Tender shall be converted in to a single currency as specified in the **TDS**.

### **33.0 Margin of Preference and Reservations**

**33.1** A margin of preference may be allowed only when the contract is open to international competitive tendering where foreign contractors are expected to participate in the tendering process and where the contract exceeds the value/threshold specified in the Regulations.

**33.2** A margin of preference shall not be allowed unless it is specified so in the **TDS**.

**33.3** Contracts procured on basis of international competitive tendering shall not be subject to reservations exclusive to specific groups as provided in ITT 33.4.

**33.4** Where it is intended to reserve a contract to a specific group of businesses (these groups are Small and Medium Enterprises, Women Enterprises, Youth Enterprises and Enterprises of persons living with disability, as the case may be), and who are appropriately registered as such by the authority to be specified in the **TDS**, a procuring entity shall ensure that the invitation to tender specifically indicates that only businesses or firms belonging to the specified group are eligible to tender. No tender shall be reserved to more than one group. If not so stated in the Invitation to Tender and in the Tender documents, the invitation to tender will be open to all interested tenderers.

### **34.0 Nominated Subcontractors**

**34.1** Unless otherwise stated in the **TDS**, the Procuring Entity does not intend to execute any specific elements of the Works by subcontractors selected/nominated by the Procuring Entity. In case the Procuring Entity nominates a subcontractor, the subcontract agreement shall be signed by the Subcontractor and the Procuring Entity. The main contract shall specify the working arrangements between the main contractor and the nominated subcontractor.

**34.2** Tenderers may propose sub-contracting up to the percentage of total value of contracts or the volume of works as specified in the **TDS**. Subcontractors proposed by the Tenderer shall be fully qualified for their parts of the Works.

**34.3** Domestic subcontractor's qualifications shall not be used by the Tenderer to qualify for the Works unless their specialized parts of the Works were previously designated so by the Procuring Entity in the **TDS** as can be met by subcontractors referred to hereafter as 'Specialized Subcontractors', in which case, the qualifications of the Specialized Subcontractors proposed by the Tenderer may be added to the qualifications of the Tenderer.

### **35. Evaluation of Tenders**

**35.1** The Procuring Entity shall use the criteria and methodologies listed in this ITT and Section III, Evaluation and Qualification Criteria. No other evaluation criteria or methodologies shall be permitted. By applying the criteria and methodologies the Procuring Entity shall determine the Lowest Evaluated Tender in accordance with ITT 40.

- 352 To evaluate a Tender, the Procuring Entity shall consider the following:
- a) Price adjustment in accordance with ITT 31.1 (iii); excluding provisional sums and contingencies, if any, but including Daywork items, where priced competitively;
  - b) price adjustment due to discounts offered in accordance with ITT 14.4;
  - c) converting the amount resulting from applying (a) and (b) above, if relevant, to a single currency in accordance with ITT 32;
  - d) price adjustment due to quantifiable non material non-conformities in accordance with ITT 30.3; and
  - e) any additional evaluation factors specified in the **TDS** and Section III, Evaluation and Qualification Criteria.
- 353 The estimated effect of the price adjustment provisions of the Conditions of Contract, applied over the period of execution of the Contract, shall not be considered in Tender evaluation.
- 354 Where the tender involves multiple lots or contracts, the tenderer will be allowed to tender for one or more lots (contracts). Each lot or contract will be evaluated in accordance with ITT 35.2. The methodology to determine the lowest evaluated tenderer or tenderers base done lot (contract) or based on a combination of lots (contracts), will be specified in Section III, Evaluation and Qualification Criteria. In the case of multiple lots or contracts, tenderer will be will be required to prepare the Eligibility and Qualification Criteria Form for each Lot.

### **36.0 Comparison of tenders**

The Procuring Entity shall compare the evaluated costs of all substantially responsive Tenders established in accordance with ITT 35.2 to determine the Tender that has the lowest evaluated cost.

### **37.0 Abnormally low tenders and abnormally high tenders**

#### **Abnormally Low Tenders**

- 371 An Abnormally Low Tender is one where the Tender price, in combination with other elements of the Tender, appears so low that it raises material concerns as to the capability of the Tenderer in regards to the Tenderer's ability to perform the Contract for the offered Tender Price or that genuine competition between Tenderers is compromised.
- 372 In the event of identification of a potentially Abnormally Low Tender, the Procuring Entity shall seek written clarifications from the Tenderer, including detailed price analyses of its Tender price in relation to the subject matter of the contract, scope, proposed methodology, schedule, allocation of risks and responsibilities and any other requirements of the Tender document.
- 373 After evaluation of the price analyses, in the event that the Procuring Entity determines that the Tenderer has failed to demonstrate its capability to perform the Contract for the offered Tender Price, the Procuring Entity shall reject the Tender.

#### **Abnormally high tenders**

- 374 An abnormally high tender price is one where the tender price, in combination with other constituent elements of the Tender, appears unreasonably too high to the extent that the Procuring Entity is concerned that it (the Procuring Entity) may not be getting value for money or it may be paying too high a price for the contract compared with market prices or that genuine competition between Tenderers is compromised.
- 375 In case of an abnormally high price, the Procuring Entity shall make a survey of the market prices, check if the estimated cost of the contract is correct and review the Tender Documents to check if the specifications, scope of work and conditions of contract are contributory to the abnormally high tenders. The Procuring Entity may also seek written clarification from the tenderer on the reason for the high tender price. The Procuring Entity shall proceed as follows:
- i) If the tender price is abnormally high based on wrong estimated cost of the contract, the Procuring Entity may accept or not accept the tender depending on the Procuring Entity's budget considerations.
  - ii) If specifications, scope of work and/or conditions of contract are contributory to the abnormally high tender prices, the Procuring Entity shall reject all tenders and may retender for the contract based on revised estimates, specifications, scope of work and conditions of contract, as the case may be.

**376** If the Procuring Entity determines that the Tender Price is abnormally too high because genuine competition between tenderers is compromised (*often due to collusion, corruption or other manipulations*), the Procuring Entity shall reject all Tenders and shall institute or cause competent Government Agencies to institute an investigation on the cause of the compromise, before retendering.

#### **380 Unbalanced and/ or front-loaded tenders**

**381** If in the Procuring Entity's opinion, the Tender that is evaluated as the lowest evaluated price is seriously unbalanced and/or frontloaded, the Procuring Entity may require the Tenderer to provide written clarifications. Clarifications may include detailed price analyses to demonstrate the consistency of the tender prices with the scope of works, proposed methodology, schedule and any other requirements of the Tender document.

**382** After the evaluation of the information and detailed price analyses presented by the Tenderer, the Procuring Entity may as appropriate:

- a) accept the Tender;
- b) require that the total amount of the Performance Security be increased at the expense of the Tenderer to a level not exceeding a 30% of the Contract Price;
- c) agree on a payment mode that eliminates the inherent risk of the Procuring Entity paying too much for undelivered works;
- d) reject the Tender,

#### **390 Qualifications of the tenderer**

**391** The Procuring Entity shall determine to its satisfaction whether the eligible Tenderer that is selected as having submitted the lowest evaluated cost and substantially responsive Tender, meets the qualifying criteria specified in Section III, Evaluation and Qualification Criteria.

**392** The determination shall be based upon an examination of the documentary evidence of the Tenderer's qualifications submitted by the Tenderer, pursuant to ITT 17. The determination shall not take into consideration the qualifications of other firms such as the Tenderer's subsidiaries, parent entities, affiliates, subcontractors (other than Specialized Sub-contractors if permitted in the Tender document), or any other firm(s) different from the Tenderer.

**393** An affirmative determination shall be a prerequisite for award of the Contract to the Tenderer. A negative determination shall result in disqualification of the Tender, in which event the Procuring Entity shall proceed to the Tenderer who offers a substantially responsive Tender with the next lowest evaluated price to make a similar determination of that Tenderer's qualifications to perform satisfactorily.

#### **400 Lowest evaluated tender**

Having compared the evaluated prices of Tenders, the Procuring Entity shall determine the Lowest Evaluated Tender. The Lowest Evaluated Tender is the Tender of the Tenderer that meets the Qualification Criteria and whose Tender has been determined to be:

- a) Most responsive to the Tender document; and
- b) the lowest evaluated price.

#### **41.0 Procuring entity's right to accept any tender, and to reject any or all tenders.**

The Procuring Entity reserves the right to accept or reject any Tender and to annul the Tender process and reject all Tenders at any time prior to Contract Award, without there by incurring any liability to Tenderers. In case of annulment, all Tenders submitted and specifically, Tender securities, shall be promptly returned to the Tenderers.

### **F. AWARD OF CONTRACT**

#### **42.0 Award criteria**

The Procuring Entity shall award the Contract to the successful tenderer whose tender has been determined to be the Lowest Evaluated Tender.

#### **430 Notice of Intention to Enter into a Contract/Notification of Award**

Upon award of the contract and Prior to the expiry of the Tender Validity Period the Procuring Entity shall issue a Notification of Intention to Enter into a Contract/Notification of award to all tenderers which shall contain, at a minimum, the following information:

- a) the name and address of the Tenderer submitting the successful tender;
- b) the Contract price of the successful tender;
- c) a statement of the reason(s) the tender of the unsuccessful tenderer to whom the letter is addressed was unsuccessful, unless the price information in (c) above already reveals the reason;
- d) the expiry date of the Standstill Period; and
- e) instruction son how to request a debriefing and/ or submit a complaint during the stand still period;

#### **440 Stand still Period**

**441** The Contract shall not be signed earlier than the expiry of a Standstill Period of 14 days to allow any dissatisfied tender to launch a complaint. Where only one Tender is submitted, the Standstill Period shall not apply.

**442** Where a Standstill Period applies, it shall commence when the Procuring Entity has transmitted to each Tenderer the Notification of Intention to Enter into a Contract with the successful Tenderer.

#### **450 Debriefing by The Procuring Entity**

**451** On receipt of the Procuring Entity's Notification of Intention to Enter into a Contract referred to in ITT 43, an unsuccessful tenderer may make a written request to the Procuring Entity for a debriefing on specific issues or concerns regarding their tender. The Procuring Entity shall provide the debriefing within five days of receipt of the request.

**452** Debriefings of unsuccessful Tenderers may be done in writing or verbally. The Tenderer shall bear its own costs of attending such a debriefing meeting.

#### **46.0 Letter of Award**

Prior to the expiry of the Tender Validity Period and upon expiry of the Standstill Period specified in ITT 42.1, upon addressing a complaint that has been filed with in the Standstill Period, the Procuring Entity shall transmit the Letter of Award to the successful Tenderer. The letter of award shall request the successful tenderer to furnish the Performance Security within 21 days of the date of the letter.

#### **470 Signing of Contract**

**471** Upon the expiry of the fourteen days of the Notification of Intention to enter in to contract and upon the parties meeting their respective statutory requirements, the Procuring Entity shall send the successful Tenderer the Contract Agreement.

**472** Within fourteen (14) days of receipt of the Contract Agreement, the successful Tenderer shall sign, date, and return it to the Procuring Entity.

**473** The written contract shall be entered into within the period specified in the notification of award and before expiry of the tender validity period.

#### **480 Performance Security**

**481** Within twenty-one (21) days of the receipt of the Letter of Award from the Procuring Entity, the successful Tenderer shall furnish the Performance Security and, any other documents required in the **TDS**, in accordance with the General Conditions of Contract, subject to ITT 38.2 (b), using the Performance Security and other Forms included in Section X, Contract Forms, or another form acceptable to the Procuring Entity. A foreign institution providing a bank guarantee shall have a correspondent financial institution located in Kenya, unless the Procuring Entity has agreed in writing that a correspondent bank is not required.

**482** Failure of the successful Tenderer to submit the above-mentioned Performance Security and other documents required in the **TDS** or sign the Contract shall constitute sufficient grounds for the annulment of the award and forfeiture of the Tender Security. In that event the Procuring Entity may award the Contract to the Tenderer offering the next Best Evaluated Tender.

**483** Performance security shall not be required for contracts estimated to cost less than the amount specified in the Regulations.

**490 Publication of Procurement Contract**

Within fourteen days after signing the contract, the Procuring Entity shall publish the awarded contract at its notice boards and websites; and on the Website of the Authority. At the minimum, the notice shall contain the following information:

- a) name and address of the Procuring Entity;
- b) name and reference number of the contract being awarded, a summary of its scope and the selection method used;
- c) the name of the successful Tenderer, the final total contract price, the contract duration;
- d) dates of signature, commencement and completion of contract;
- e) names of all Tenderers that submitted Tenders, and their Tender prices as readout at Tender opening.

**50.0 Procurement related Complaint**

The procedures for making Procurement-related Complaints are as specified in the **TDS**.

**SECTION II - TENDER DATA SHEET**

The following specific data shall complement, supplement, or amend the provisions in the Instruction to Tenderers (ITT). Whenever there is a conflict, the conditions herein shall prevail over those in ITT

<b>A. GENERAL</b>	
<b>ITT 1.1</b>	<p>The name of the Contract is: <b>PROPOSED COMPLETION OF ACCOMODATION FACILITY (HOSTEL BLOCK) FOR KENYA INSTITUTE FOR THE BLIND</b></p> <p>The reference number of the contract is:</p> <p>The number and identification of Lots (contracts) comprising this tender are: <i>Not applicable</i></p> <p>Lot 1 Name: _____</p> <p>Lot 2 Name: _____</p> <p>Lot...Name: _____</p>
<b>ITT 2.3</b>	<p>The information made available on competing firms is as follows:</p> <p>1. The Bids are to be submitted Manually</p>
<b>ITT 2.4</b>	<p>The firms that provided consultancy services for the contract being tendered for are:</p> <p><b>STATE DEPARTMENT FOR PUBLIC WORKS, P.O.BOX 30743-00100 NAIROBI</b></p>
<b>ITT 3.1</b>	<p>The maximum number of members in a Joint Venture (JV) shall be: <i>Two (2)</i></p>

<b>B. Contents of Tender Document</b>	
<b>ITT 7.1</b>	<p>(i) The Tenderer will submit any request for clarifications in writing at the Address: <b><i>As indicated in the tender advertisement</i></b></p> <p>To reach the Procuring Entity not later than <b><u>as indicated in the tender advertisement</u></b></p> <p>(ii) The Procuring Entity shall publish its response at the website <b><u>as indicated in the tender advertisement</u></b></p>
<b>ITT 7.2</b>	<p>(A) A pre-arranged pretender site visit [<i>insert "shall" or "shall not"</i>] take place at the following date, time and place: <b><u>As indicated in the tender advertisement</u></b></p> <p>Date: _____  Time: _____  Place: _____</p> <p>(B) Pre-Tender meeting [<i>insert "shall" or "shall not"</i>] take place at the following date, time and place: <b><u>As indicated in the tender advertisement</u></b></p> <p>Date:- _____  Time: _____  Place: _____</p>
<b>ITT 7.3</b>	The Tenderer will submit any questions in writing, to reach the Procuring Entity not later than <b><u>as indicated in the tender advertisement</u></b> before the meeting.
<b>ITT 7.5</b>	The Procuring Entity's website where Minutes of the pre-Tender meeting and the pre-arranged pretender will be published is: <b><u>as indicated in the tender advertisement</u></b>
<b>ITT 9.1</b>	<p>For Clarification of Tender purposes, for obtaining further information and for purchasing tender documents, the Procuring Entity's address is:</p> <p>Name of Procuring Entity: <b><i>KENYA INSTITUTE FOR THE BLIND</i></b></p> <p>(1) Physical address for hand Courier Delivery to an office or Tender Box (City, Street, Building, Floor Number and Room) <b><u>As indicated in the tender advertisement</u></b></p> <p>(2) Postal Address <b><i>P.O. Box 31082 – 00600, NAIROBI</i></b></p> <p>(3) Insert name, telephone number and e-mail address of the officer to be contacted: <b><u>As indicated in the tender advertisement</u></b></p>
<b>C. Preparation of Tenders</b>	
<b>ITT 11.1 (h)</b>	The Tenderer shall submit the following additional documents in its Tender: <b><i>The list of additional documents is as per the evaluation criteria.</i></b>
<b>ITT 13.1</b>	Alternative Tenders <b>shall not</b> be considered.
<b>ITT 13.2</b>	Alternative times for completion <b>shall not be</b> permitted.
<b>ITT 13.4</b>	Alternative technical solutions shall be permitted for the following parts of the Works: <b><i>Not applicable</i></b>
<b>ITT 14.5</b>	The prices quoted by the Tenderer shall be: <b><i>Fixed</i></b>
<b>ITT 15.2 (a)</b>	Foreign currency requirements <b><i>not allowed.</i></b>
<b>ITT 18.1</b>	The Tender validity period shall be <b><i>One Hundred and Twenty Six (126)</i></b> days.
<b>ITT 18.3</b>	<p>(a) The Number of days beyond the expiry of the initial tender validity period will be <b>Thirty (30)</b> days.</p> <p>(b) The Tender price shall be adjusted by the following percentages of the tender price:</p> <p>(i) By <b><u>Not applicable %</u></b> the local currency portion of the Contract price adjusted to reflect local inflation during the period of extension, and</p>

	(ii) By <u>Not applicable</u> % the foreign currency portion of the Contract price adjusted to reflect the international inflation during the period of extension.
ITT 19.1	Tender shall provide a Tender Security. The type of Tender security shall either be <i>Cash, Bank guarantee, Insurance company registered and licensed by IRA, guarantee issued by a financial institution approved and licensed by CBK</i> in the amount of <b>Kenya shillings One Million, Two Hundred Thousand (Ksh 1,200,000.00)</b> in the prescribed format <b>valid for 156 days</b> from the tender opening date.  Bidders will be required to submit an original tender security together with the tender document.
ITT 20.1	In addition to the original of the Tender, the number of copies is: <b>One (1) Copy</b>
ITT 20.3	The written confirmation of authorization to sign on behalf of the Tenderer shall consist of <b><u>Delegated Authority through Power of Attorney certified by a Commissioner of Oaths.</u></b>
<b>D. Submission and Opening of Tenders</b>	
ITT 22.1	(A) For <u>Tender submission purposes</u> only, the Procuring Entity's address is:  (1) Name of Procuring Entity: <b>KENYA INSTITUTE FOR THE BLIND</b> (2) Postal Address: <b>P.O. Box 31082 – 00600, NAIROBI</b>  (3) Physical address for hand Courier Delivery to an office or Tender Box (City, Street, Building, Floor Number and Room) <b>As indicated in tender advertisement</b>  (4) Date and time for submission of Tenders: <b>As indicated in tender advertisement</b>  (5) Tenders shall <b>shall not submit</b> tenders electronically.
ITT 25.1	The Tender opening shall take place at the time and the address for Opening of Tenders Provided below: <b>As indicated in the tender advertisement</b>  (1) Name of Procuring Entity: (2) Physical address for the location (City, Street, Building, Floor Number and Room) (3) State date and time of tender opening.
ITT 25.1	If Tenderers are allowed to submit Tenders electronically, they shall follow the electronic tender submission procedures specified below <i>[insert a description of the electronic Tender opening procedures]</i> : <b>NOT APPLICABLE</b>
<b>E. Evaluation, and Comparison of Tenders</b>	
ITT 30.3	The adjustment shall be based on the " <b>average</b> " price of the item or component as quoted in other substantially responsive Tenders. If the price of the item or component cannot be derived from the price of other substantially responsive Tenders, the Procuring Entity shall use its best estimate.
ITT 31.2	The error shall be considered a major deviation that leads to disqualification of the tender if the percentage of the error (error over the tender price quoted) is: <b>More than 0%</b> of the Quoted Sum.
ITT 32.0	The currency that shall be used for Tender Evaluation and comparison purposes to convert at the selling exchange rate all Tender prices expressed in various currencies into a single currency is Kenya Shillings
ITT 33.2	A margin of preference <b>shall not</b> apply.
ITT 33.4	The invitation to tender is extended to the following group that qualify for Reservations <b>Not applicable</b>
ITT 34.1	At this time, the Procuring Entity <b>does not intend</b> to execute certain specific parts of the Works by subcontractors selected in advance.

ITT 34.2	<p>Contractor's may propose subcontracting: Maximum percentage of subcontracting permitted is: 0 % of the total contract amount.</p> <p>Tenderers planning to subcontract more than 0% of total volume of work shall specify, in the Form of Tender, the activity (ies) or parts of the Works to be subcontracted along with complete details of the subcontractors and their qualification and experience.</p>
ITT 34.3	<p>The parts of the Works for which the Procuring Entity permits Tenderers to propose Specialized Subcontractors are designated as follows:</p> <p><i>N/A</i></p> <p>For the above-designated parts of the Works that may require Specialized Subcontractors, the relevant qualifications of the proposed Specialized Subcontractors will be added to the qualifications of the Tenderer for the purpose of evaluation.</p>
ITT 35.2 (e)	<p>Additional requirements apply. These are detailed in the evaluation criteria in Section III, Evaluation and Qualification Criteria.</p>
ITT 48.1	<p>Other documents required in addition to the Performance Security are:</p> <ol style="list-style-type: none"> <li>1. All the requisite Insurances</li> <li>2. Program of Works / Progress Chart</li> </ol>
ITT 48.2	<p>Additional requirements are: <b>Not applicable</b></p>
ITT 49.1	<p>The procedures for making a Procurement-related Complaint are detailed in the "Notice of Intention to Award the Contract" herein and are also available from the PPRA Website <a href="http://www.ppra.go.ke">www.ppra.go.ke</a> or email <a href="mailto:complaints@ppra.go.ke">complaints@ppra.go.ke</a>.</p> <p>If a Tenderer wishes to make a Procurement-related Complaint, the Tenderer should submit its complaint following these procedures, in writing (by the quickest means available, that is either by hand delivery or email to: <b><i>As indicated in the tender advertisement</i></b></p> <p>For the attention: <i>[insert full name of person receiving complaints]</i>  Title/position: <i>[insert title/position]</i>  Procuring Entity: <i>[insert name of Procuring Entity]</i>  Email address: <i>[insert email address]</i></p> <p>In summary, a Procurement-related Complaint may challenge any of the following (among others):</p> <ol style="list-style-type: none"> <li>(i) the terms of the Tender Documents; and</li> <li>(ii) the Procuring Entity's decision to award the contract.</li> </ol>

## **SECTION III - EVALUATION AND QUALIFICATION CRITERIA**

### **1.0 GENERAL PROVISIONS**

- 10** This section contains the criteria that the Employer shall use to evaluate tender and qualify tenderers. No other factors, methods or criteria shall be used other than specified in this tender document. The Tenderer shall provide all the information requested in the forms included in Section IV, Tendering Forms. The Procuring Entity shall use **the Standard Tender Evaluation Document for Goods and Works** for evaluating Tenders.
- 11** Wherever a Tenderer is required to state a monetary amount, Tenderers should indicate the Kenya Shilling equivalent using the rate of exchange determined as follows:
- a) For construction turnover or financial data required for each year - Exchange rate prevailing on the last day of the respective calendar year (in which the amounts for that year is to be converted) was originally established.
  - b) Value of single contract - Exchange rate prevailing on the date of the contract signature.
  - c) Exchange rates shall be taken from the publicly available source identified in the ITT 14.3. Any error in determining the exchange rates in the Tender may be corrected by the Procuring Entity.

### **12 EVALUATION AND CONTRACT AWARD CRITERIA**

The Procuring Entity shall use the criteria and methodologies listed in this Section to evaluate tenders and arrive at the Lowest Evaluated Tender. The tender that (i) meets the qualification criteria, (ii) has been determined to be substantially responsive to the Tender Documents, and (iii) is determined to have the Lowest Evaluated Tender price shall be selected for award of contract.

### **2.0 PRELIMINARY EXAMINATION FOR DETERMINATION OF ESPONSIVENESS**

The Procuring Entity will start by examining all tenders to ensure they meet in all respects the eligibility criteria and other requirements in the ITT, and that the tender is complete in all aspects in meeting the requirements of “Part 2 – Procuring Entity's Works Requirements”, including checking for tenders with unacceptable errors, abnormally low tenders, abnormally high tenders and tenders that are front loaded. The Standard Tender Evaluation Report for Goods and Works for evaluating Tenders provides clear guidelines on how to deal with review of these requirements. Tenders that do not pass the Preliminary Examination will be considered irresponsive and will not be considered further.

#### **EVALUATION AND OUALIEICATION CRITERIA**

After tender opening, the tenders will be evaluated in 4 stages, namely:

1. Preliminary examination
2. Technical Examination.
3. Financial Evaluation.
4. Recommendation for award
5. Post qualification: Due diligence

## A. PRELIMINARY EVALUATION

### The Following is the Preliminary / Mandatory Evaluation Criteria

S/No	CRITERIA / MANDATORY REQUIREMENTS FOR MAIN CONTRACTOR
MR1	Dully filled and signed form of tender prepared in accordance with ITT 12
MR2	Provide proof of registration with the National Construction Authority (NCA) <b>category 1- 4</b> under builders works category with valid current annual contractors practicing license (Verifiable)
MR3	Must submit <b>one original and one copy</b> of the Tender Document. Submission of Original in the format required by the procuring entity and all the tender document to be <b>BOUND</b>
MR4	Properly bound (perfect cover, hard cover or case bound), paginated, <b>serialized tender document</b> (each page of the tender submission must have a number and the numbers must be in chronological order). <b>For pagination, Arabic Numerals shall be used, i.e. 1,2,3,4,5,6,7,8,9,10.....n</b> ( n being the last numerical page of the tender document)
MR5	Original Tender Security in accordance with ITT 19.1;
MR6	Provide proof of power of attorney (of tender signatory if not director of the company/ partner, signed and stamped by Commissioner of Oaths)
MR7	Valid Copy of Certificate of Incorporation/ Registration. (Certified by a Commissioner of Oaths)
MR8	Valid Current Tax Compliance Certificate-Statement of tax compliance KRA itax PIN certificate with both income and Vat obligation.
MR9	Dully filled, signed and stamped Confidential Business Questionnaire
MR10	Valid Copy of Current Business permit from county government authorizing the said tenderer to conduct business under category of construction related services (Verifiable)
MR11	Submission of valid CR12 form showing the list of directors /shareholding (issued within the last 6months) and National Identity Card(s) for all directors of the company, Sole Proprietorship or Partnership
MR12	Valid NSSF Compliance Certificate
MR13	Valid SHA Compliance Certificate
MR14	Confirmation of business premises, workshops, and service center with relevant tools and equipment whether owned or leased with evidence of valid lease agreements.
MR15	Submission of evidence of an established up-to-date safety program, policies, and work practices. Bidder to provide a written occupational health and safety policy. Bidders to attach Certificate of registration of a work place (DOSHS 22)
MR16	Contractor must provide Programme of Works and Work Methodology
MR17	Letter of authority to seek references from the Tenderer's bankers.
MR18	Must fill and submit the Certificate of Independent Tender Determination in the format provided
MR19	The tenderer SHALL provide the latest Audited financial reports for the last 3 years signed by a certified public accountant and company directors. Submit Valid ICPAK Practicing License of the certified public accountant
MR20	Must fill and submit the Self-declaration form that the person/tenderer is not debarred in the matter of the Public Procurement and Asset Disposal Act 2015 in the format provided - <b>Form SD1.</b>
MR18	Must fill and submit the Self-declaration that the person/tenderer will not engage in any corrupt or fraudulent practice in the format provided - <b>Form SD2</b>
MR19	Must fill and submit the Beneficial Ownership Disclosure Form in the format provided - <b>Form No.9</b>
MR20	Must fill and submit Declaration and Commitment to The Code of Ethics in the format provided - <b>Form SD3</b>
MR21	Domestic Contractor's Agreement- A duly signed and stamped Agreement dated within the period of tender for this works between the Main contractor and the
	<p style="text-align: center;"><b>a) Electrical Installation works subcontractor</b>  <b>b) Mechanical Installation Works Subcontractor</b></p> <p>Stating that if the main contractor is awarded the contract, he shall work with the firms as their domestic subcontractors  The agreement must be witnessed by an attorney/advocate  (Not necessary if the main contractor is registered for specialist work)</p>

<b>S/No</b>	<b>CRITERIA / MANDATORY REQUIREMENTS FOR ELECTRICAL &amp; MECHANICAL WORKS</b>
MR2	Provide proof of registration with the National Construction Authority (NCA) for the following with valid current annual contractors practicing license (Verifiable);- <b>Electrical: NCA 1 – 4</b> <b>Mechanical: NCA 1 - 4</b>
MR1	Valid Copy of Certificate of Incorporation/ Registration. (Certified by a Commissioner of Oaths)
MR2	Valid Current Tax Compliance Certificate-Statement of tax compliance KRA itax PIN certificate with both income and Vat obligation.
MR3	Valid Copy of Current Business permit from county government authorizing the said tenderer to conduct business under category of construction related services (Verifiable)
MR4	Submission of valid CR12 form showing the list of directors /shareholding (issued within the last 6months) and National Identity Card(s) for all directors of the company, Sole Proprietorship or Partnership
M5	Electrical - Current Class of Licenses with Energy and Petroleum Regulatory Authority(EPRA) category B and above (Verifiable)
MR6	Valid NSSF Compliance Certificate
MR7	Valid SHA Compliance Certificate
MR8	Confirmation of business premises, workshops, and service center with relevant tools and equipment whether owned or leased with evidence of valid lease agreements.
MR9	Submission of evidence of an established up-to-date safety program, policies, and work practices. Bidder to provide a written occupational health and safety policy. Bidders to attach Certificate of registration of a work place (DOSHS 22)
MR10	The tenderer SHALL submit catalogues and brochures containing technical data as provided in the technical specifications. Catalogues and brochures downloaded from the internet shall be rejected.

Clarification/confirmation, if necessary, to confirm authenticity/compliance of any condition of the tender by the Employer shall be conducted.

<b>Category</b>	<b>Bidder 1</b>	<b>Bidder 2</b>	<b>Bidder n</b>
Builder's – Main Works			
Electrical Works			
Mechanical Works			
<b>Remarks</b>	<b>MET or NOT MET</b>	<b>MET or NOT MET</b>	

**NB: The tenderers who do not satisfy any of the above requirements shall be considered non-Responsive and their tenders including those of their subcontractors will not be evaluated further.**

## B. TECHNICAL EVALUATION

**The following is the technical qualification requirement** – The Tenderer to also refer to the Qualification form

### i) **Evaluation of the Main Works**

S/No	Requirement	Comment
1	<p>Copies of the following documents as proof of access to liquid assets of not less than <b>Kshs.20 Million</b> or capacity to have a minimum cash flow of <b>Kshs 20 million</b>. This shall be evidenced by any of the following:</p> <ol style="list-style-type: none"> <li>1. Letter showing line of credit from an approved financial institution specific to this project and indicating the amount available.</li> <li>2. Overdraft facility from a commercial bank specifically for this project and indicating the amount to be availed.</li> <li>3. Current bank statement for the last six months</li> <li>4. Or a combination of the above</li> </ol>	Must Meet
2	<p>Average annual turnover of not less than <b>Kshs.120 Million</b> for the last three consecutive years as demonstrated by the submitted Audited Accounts for the years (2022, 2023 and 2024).</p> <p><b>NOTE:</b> - The Auditor valid license should be attached and the Auditor and Director should sign on each page</p>	Must Meet
3	<p><b>Company past works experience in the last 5 years</b></p> <p>Proof of <b>at least Three (3) similar</b> works in general building works, of similar magnitude, nature and complexity costing not less than Kshs. <b>50 million (Kenya Shillings Fifty Million)</b> on average previously undertaken in the last <b>Five</b> years (2021 to date) Bidder shall attach copies of the following:</p> <ol style="list-style-type: none"> <li>1. Letters of Award and,</li> <li>2. Signed Contract and Completion Certificate for the respective projects, and</li> <li>3. Recommendation letters from clients</li> </ol> <p>If project is ongoing, it must be at least 80% complete. Bidder to attach copies of interim payment certificates for the ongoing projects.</p>	Must Meet
4	<p><b>Equipment and Machinery</b></p> <p>Must demonstrate access to the following key minimum equipment (invoices, receipts, leased or hire agreement) necessary to undertake the work;</p> <ol style="list-style-type: none"> <li>1. Lorries / Tippers – Two (2)</li> <li>2. Pick Ups – Three (3)</li> <li>3. Scaffolding (28 step-set) – Two (2)</li> <li>4. Safety harness – Five (5)</li> <li>5. Aluminum Ladders-Three (3)</li> <li>6. Hoisting Equipment-One (1)</li> <li>7. Drill machines - Three (3)</li> </ol> <p><b>Notes</b></p> <ul style="list-style-type: none"> <li>• If the equipment is owned, must provide <b>CLEAR</b> copies of log book or proof of ownership;</li> <li>• If equipment is hired or leased Provide a commitment letter from the lessor of the equipment addressed to the <b>Principal, Kenya Institute for the Blind indicating</b> that the lessor shall avail the equipment upon award of the tender and submit a copy of a written agreement to lease between lessee and lessor indicating list of equipment and their corresponding copies of log books or proof of ownership by lessor;</li> </ul> <p>The equipment listed shall be available on site when required</p>	Must Meet

S/No	Requirement	Comment
5	<p><b>Work Plan and methodology</b> The firm should provide a logical, well-structured work plan consistent with the time frame for the completion and demonstrate:</p> <ol style="list-style-type: none"> <li>Understanding of the Scope of Construction of Building and civil works. (Detailed Write up)</li> <li>Methodology clearly indicating how to execute the works</li> <li>Logical Work plan that clearly indicate time-frames and deliverable indicating all the elements.</li> </ol>	Must Meet
6	<p><b>Qualifications and technical experience of site personnel to manage and execute the works on the site.</b></p> <p><b>Bidders shall submit the following documents which shall be certified by the employer as true copies of the original to be used for evaluation:</b></p> <ul style="list-style-type: none"> <li>Copies of academic certificates</li> <li>Copies of professional certificates</li> <li>Copies of current practicing license</li> <li>Curriculum vitae signed by the nominee</li> <li>A written undertaking signed by the nominee confirming his/her availability to carry out the assignment upon winning the bid. The written undertaking shall be addressed to <b>The Principle – Kenya Institute for the Blind</b> and must be specific to this tender</li> </ul> <p><b>Director of the firm.</b></p> <ol style="list-style-type: none"> <li>Bachelor’s Degree / Diploma holder in any of the following: Architecture, Quantity Surveying, Construction Project Management/Building Construction or Structural Engineering field.</li> </ol> <p><b>Project Manager – 1No.</b></p> <ol style="list-style-type: none"> <li>Bachelors in any of the following: Architecture, Quantity Surveying, Construction Project Management/Building Construction or Structural Engineering field.</li> <li>Registered Professional with the respective registration bodies E.g. Civil Engineer with <b>Engineers Board of Kenya (EBK)</b> and Architecture, Quantity Surveying, Construction Project Management with <b>Board of Registration of Architects &amp; Quality Surveyors (BORAQS)</b>. Must have a valid practicing license - <b>Mandatory</b></li> <li>General Experience – Minimum <b>Five (5)</b> years.</li> <li>Specific experience on Construction of building works – <b>3 years.</b></li> </ol> <p><b>Site Agent – 1No.</b></p> <ol style="list-style-type: none"> <li>Higher Diploma in Building and Construction related field.</li> <li>General Experience – Minimum <b>Five (5)</b> years.</li> </ol> <p><b>Site Foreman – 1No.</b></p> <ol style="list-style-type: none"> <li>Diploma in relevant field.</li> <li>General Experience – Minimum <b>Three (3)</b> years.</li> </ol> <p><b>Occupational Safety and Health Personnel</b></p> <ol style="list-style-type: none"> <li>At least a Certificate in Occupational Safety and Health</li> <li>Experience -2 years</li> <li>Valid DOSH License</li> </ol> <p><b>Technician – 2No. for; Building Works</b></p> <ol style="list-style-type: none"> <li>Certificate in relevant field.</li> <li>General Experience – Minimum <b>Three (3)</b> years.</li> </ol> <p><b>Artisans – 2No. for; Building Works</b></p> <ol style="list-style-type: none"> <li>Trade Test/ Craft Certificate in relevant field.</li> <li>General Experience – Minimum <b>Three (3)</b> years.</li> </ol>	Must Meet

ii) Evaluation of the Electrical & Mechanical Works

S/No	Requirement	Comment
1	<p><b>Company past works experience in the last 5 years</b></p> <p>Proof of <b>at least Three (3) similar</b> works in Electrical &amp; Mechanical works, of similar magnitude, nature and complexity costing not less than Kshs. <b>10 million each (Kenya Shillings Ten Million each)</b> on average previously undertaken in the last <b>Five</b> years (2021 to date) Bidder shall attach copies of the following:</p> <ol style="list-style-type: none"> <li>4. Letters of Award or,</li> <li>5. Signed Contract and Completion Certificate for the respective projects. or</li> </ol> <p>If project is ongoing, it must be at least 80% complete. Bidder to attach copies of interim payment certificates for the ongoing projects.</p>	
2	<p><b>Equipment and Machinery</b></p> <p>Must demonstrate access to the following key minimum equipment (invoices, receipts, leased or hire agreement) necessary to undertake the work;</p> <ol style="list-style-type: none"> <li>1. Lorries / Tippers – One (1)</li> <li>2. Pick Ups – Two (2)</li> <li>3. Electrical tool kit - Two (3)</li> <li>4. Mechanical tool kit -Two (2)</li> </ol> <p><b>Notes</b></p> <ul style="list-style-type: none"> <li>• If the equipment is owned, must provide <b>CLEAR</b> copies of log book or proof of ownership;</li> <li>• If equipment is hired or leased Provide a commitment letter from the lessor of the equipment addressed to the <b>Principal, Kenya Institute for the Blind</b> indicating that the lessor shall avail the equipment upon award of the tender and submit a copy of a written agreement to lease between lessee and lessor indicating list of equipment and their corresponding copies of log books or proof of ownership by lessor;</li> </ul> <p>The equipment listed shall be available on site when required</p>	
3	<p><b>Qualifications and technical experience of site personnel to manage and execute the works on the site.</b></p> <p><b>Bidders shall submit the following documents which shall be certified by the employer as true copies of the original to be used for evaluation:</b></p> <ul style="list-style-type: none"> <li>• Copies of academic certificates</li> <li>• Curriculum vitae signed by the nominee</li> <li>• A written undertaking signed by the nominee confirming his/her availability to carry out the assignment upon winning the bid. The written undertaking shall be addressed to <b>The Principle – Kenya Institute for the Blind</b> and must be specific to this tender</li> </ul> <p><b>Director of Firm - Degree / Diploma holder in construction related profession</b></p> <ol style="list-style-type: none"> <li>1. General Experience in Construction related works</li> </ol> <p><b>Technician – 1No. Electrician &amp; 1No. Plumber</b></p> <ol style="list-style-type: none"> <li>2. Diploma holder in the specific field: Electrical, Mechanical or Engineering field.</li> <li>3. General Experience – Minimum <b>Five (5)</b> years.</li> <li>4. Specific experience on Construction of building works – <b>3 years.</b></li> <li>5. Electrician to have valid EPRA license</li> </ol> <p><b>Artisan - 1No. Electrician &amp; 1No. Plumber</b></p> <ol style="list-style-type: none"> <li>1. Trade test/ Craft Certificate in relevant field</li> <li>2. Experience – Minimum Three <b>(3)</b> years</li> </ol>	Must Meet

S/No	Requirement	Comment
4	<p>Compliance with Mechanical &amp; Electrical <u>Key Technical Specifications</u> as set out in the bid document. In this regard, the bidders will be required to submit relevant technical brochures/catalogues with the tender document, highlighting (using a mark-pen or highlighter) the Catalogue Number/model of the proposed items. Such brochures/catalogues should indicate comprehensive relevant data of the proposed equipment/items which should include but not limited to the following:</p> <ul style="list-style-type: none"> <li>i) Standards of manufacture</li> <li>ii) Performance ratings/characteristics</li> <li>iii) Material of manufacture</li> <li>iv) Electrical power ratings; &amp;</li> <li>v) All other requirements as indicated in the technical schedule of the bid</li> </ul> <p>The tenderer shall also fill in the Technical Schedule as specified in the tender document for Equipment and Items indicating the Country of Origin, Model/Make/Manufacturer and catalogue numbers of the Items/Equipment they propose to supply.</p> <p><b>NOTE:</b></p> <ul style="list-style-type: none"> <li>a) Compliance to all technical specifications as detailed in Section (Particular specs) of Electrical / Mechanical Document shall be evaluated.</li> <li>b) Bidders who do not highlight catalogue number and model of the proposed items shall be considered non-compliant.</li> <li>c) Non-compliance to any of the specifications shall render the bid as non-compliant.</li> </ul>	Must Meet

Category	Bidder 1	Bidder 2	Bidder n
Builder's – Main Works			
Electrical Works			
Mechanical Works			
<b>Remarks</b>	<b>MET or NOT MET</b>	<b>MET or NOT MET</b>	

**NB: The tenderers who do not satisfy any of the above requirements shall be considered non-Responsive and their tenders including those of their subcontractors will not be evaluated further.**

## C. FINANCIAL EVALUATION

Upon completion of the technical evaluation a detailed financial evaluation shall follow. The financial evaluation shall proceed in the manner described in the Public Procurement and Disposal Act (2015) of the laws of Kenya and the Public Procurement and Disposal Regulations, 2020.

The financial evaluation shall be in **three stages**;

- a) Checking for arithmetic errors
- b) Comparison of Rates; and
- c) Consistency of the Rates.

### A) Arithmetic errors

Arithmetic Errors will be corrected as follows; -

- i)* In the event of a discrepancy between the amount as stated in the form of tender and the corrected tender figure in the main summary of the Bills of Quantities, the amount in the Form of Tender shall prevail. Pursuant to section 82 of the Public Procurement and Assect Disposal Act 2015, the tender sum as submitted and read out during the tender opening shall be absolute and final and shall not be the subject of correction, adjustment or amendment in any way by any person or entity
- ii)* Tenderers with arithmetic errors shall automatically be disqualified and shall not be evaluated further

### B) Comparison of rates-

Items that are underpriced or overpriced may indicate potential for non-delivery and front loading respectively. The committee shall promptly write to the tenderer through the Head of Procurement asking for detailed breakdown of costs for any of the quoted items, relationship between those prices, proposed construction/installation methods and schedules.

The evaluation committee shall evaluate the responses and make an appropriate recommendation to the procuring entity giving necessary evidence. Such recommendations may include but not limited to:

- a) Recommend no adverse action to the tenderer after a convincing response;
- b) Employer requiring that the amount of the performance bond be raised at the expense of te successful tenderer to a level sufficient to protect the employer against potential losses;
- c) Recommend non-award based on the response provided and the available demonstrable evidence that the scope, quality, completion timing, administration of works to be undertaken by the tenderer, would adversely be affected or the rights of the employer or the tenderers obligations would be limited in a substantial way.

### C) Consistency of the Rates

The evaluation committee will compare the consistency of rates for similar items and note all inconsistencies of the rates for similar items.

No	FINANCIAL EVALUATION	MUST COMPLY
1.	There is no discrepancy between the Figures and Words in the Form of Tender	Must Comply
2.	The BoQ is accurately filled, signed and stamped on every page including the grand summary page	Must Comply
3.	There is no discrepancy between the total in Figures and Words of the BQ grand summary page	Must Comply
4.	The Total Price in the BoQ must be transferred to the Form of Tender. Any discrepancy between the total amount in the BoQ grand summary page and Form of Tender shall lead to automatic disqualification.	Must Comply
5.	Pricing consistency (same rates for similar items, price distribution amongst sections)	Must Comply
6.	Reasonableness of pricing (comparison with prevailing market rates)	Must Comply
7.	Grand Summary filled in the correct format.	Must Comply

The financial evaluation will be based on the **lowest evaluated price**.

**Note: Bidders are hereby notified that due diligence shall be carried out on information provided by the bidder. Any false information provided will lead to automatic disqualification irrespective at any stage of the procurement process or contract execution.**

**30 TENDER EVALUATION (ITT 35)**

Price evaluation: in addition to the criteria listed in ITT 35.2 (a) – (d) the following criteria shall apply:

- (i) Alternative Completion Times, if permitted under ITT 13.2, will be evaluated as follows:  
.....
- (ii) Alternative Technical Solutions for specified parts of the Works, if permitted under ITT 13.4, will be evaluated as follows:.....
- (iii) Other Criteria; if permitted under ITT 35.2(j):  
.....

**40 MULTIPLE CONTRACTS**

**41** Multiple contracts will be permitted in accordance with ITT 35.4. Tenderers are evaluated on basis of Lots and a lowest evaluated tenderer identified for each Lot. The Procuring Entity will select one Option of the two Options listed below for award of Contracts.

**OPTION 1**

- (i) If a tenderer wins only one Lot, the tenderer will be awarded a contract for that Lot, provided the tenderer meets the Eligibility and Qualification Criteria for that Lot.
- (ii) If a tenderer wins more than one Lot, the tender will be awarded a contract for all won Lots, provided the tenderer meets the aggregate Eligibility and Qualification Criteria for all the won Lots. The tenderer will be awarded only the combinations for which the tenderer qualifies and the others will be considered for award to second lowest the tenderers.

**OPTION 2**

The Procuring Entity will consider all possible combinations of won Lots [contract(s)] and determine the combination with the lowest evaluated price. Tenders will then be awarded to the Tenderer or Tenderers in the combination provided the tenderer meets the aggregate Eligibility and Qualification Criteria for all the won Lots.

**5.0 ALTERNATIVE TENDERS (ITT 13.1)**

*An alternative if permitted under ITT 3.1, will be evaluated as follows:*

The Procuring Entity shall consider Tenders offered for alternatives as specified in Part 2 - Works requirements. Only the technical alternatives, if any, of the Tenderer with the Best Evaluated Tender conforming to the basic technical requirements shall be considered by the Procuring Entity.

**60 MARGIN OF PREFERENCE**

- 61** If the TDS so specifies, the Procuring Entity will grant a margin of preference of fifteen percent (15%) to be loaded on evaluated prices of the foreign tenderers, where the percentage of share holding of Kenyan citizens is less than fifty- one percent (51%).
- 62** Contractors shall be asked to provide, as part of the data for qualification, such information, including details of ownership, as shall be required to determine whether, according to the classification established by the Procuring Entity, a particular contractor or group of contractors qualifies for a margin of preference.
- 63** After Tenders have been received and reviewed by the Procuring Entity, responsive Tenders shall be assessed to ascertain their percentage of shareholding of Kenyan citizens. Responsive tenders shall be classified into the following groups:
  - i) *Group A:* tenders offered by Kenyan Contractors and other Tenderers where Kenyan citizens hold shares of over fifty one percent (51%).

- ii) *Group B*: tenders offered by foreign Contractors and other Tenderers where Kenyan citizens hold shares of less than fifty one percent (51%).

**64** All evaluated tenders in each group shall, as a first evaluation step, be compared to determine the lowest tender, and the lowest evaluated tender in each group shall be further compared with each other. If, as a result of this comparison, a tender from Group A is the lowest, it shall be selected for the award of contract. If a tender from Group B is the lowest, an amount equal to the percentage indicated in Item 6.1 of the respective tender price, including unconditional discounts and excluding provisional sums and the cost of day works, if any, shall be added to the evaluated price offered in each tender from Group B. All tenders shall then be compared using new prices with added prices to Group B and the lowest evaluated tender from Group A. If the tender from Group A is still the lowest tender, it shall be selected for award. If not, the lowest evaluated tender from Group B based on the first evaluation price shall be selected.

**7. POST QUALIFICATION AND CONTRACT AWARD (ITT 39), MORE SPECIFICALLY,**

- a) In case the tender was subject to post-qualification, the contract shall be awarded to the lowest evaluated tenderer, subject to confirmation of pre-qualification data, if so required.
- b) In case the tender was not subject to post-qualification, the tender that has been determined to be the lowest evaluated tenderer shall be considered for contract award, subject to meeting each of the following conditions.
  - i) The Tenderer shall demonstrate that it has access to, or has available, liquid assets, unencumbered real assets, lines of credit, and other financial means (independent of any contractual advance payment) sufficient to meet the construction cash flow of Kenya Shillings **20,000,000.00**.
  - ii) Minimum average annual construction turnover of Kenya Shillings **120,000,000.00**, equivalent calculated as total certified payments received for contracts in progress and/or completed within the last **three (3)** years.
  - iii) At least **Three (3)** of contract(s) of a similar nature executed within Kenya, or the East African Community or a broad, that have been satisfactorily and substantially completed as a prime contractor, or joint venture member or sub-contractor each of minimum value Kenya shillings **50,000,000.00** equivalent.
  - iv) Contractor's Representative and Key Personnel, which are specified as in the criteria  
*The Tenderer shall provide details of the Key Personnel and such other Key Personnel that the Tenderer considers appropriate, together with their academic qualifications and work experience. The Tenderer shall complete the relevant Forms in Section IV, Tendering Forms.*
  - v) Contractors key equipment listed on the table "Contractor's Equipment" below and more specifically listed as *[specify requirements for each lot as applicable]* \_\_\_\_\_

vi) Other conditions depending on their seriousness.

a) **History of non-performing contracts:**

Tenderer and each member of JV in case the Tenderer is a JV, shall demonstrate that Non-performance of a contract did not occur because of the default of the Tenderer, or the member of a JV in the last *ten (10) years*. The required information shall be furnished in the appropriate form.

b) **Pending Litigation**

Financial position and prospective long-term profit ability of the Single Tenderer, and in the case the Tenderer is a JV, of each member of the JV, shall remain sound according to criteria established with respect to Financial Capability under Paragraph (i) above if all pending litigation will be resolved against the Tenderer. Tenderer shall provide information on pending litigations in the appropriate form.

c) **Litigation History**

There shall be no consistent history of court/arbitral award decisions against the Tenderer, in the last *10 years*. All parties to the contract shall furnish the information in the appropriate form about any litigation or arbitration resulting from contracts completed or on going under its execution over the years specified. A consistent history of awards against the Tenderer or any member of a JV may result in rejection of the tender.

**QUALIFICATION FORM SUMMARY – BIDDERS TO USE THE CRITERIA GIVEN IN NO.2 ABOVE IN CONJUNCTION WITH THE BELOW SUMMARY AND ALL THE TENDERING FORMS REFERRED HEREIN**

1	2	3	4	5
Item No.	Qualification Subject	Qualification Requirement	Document To be Completed by Tenderer	For Procuring Entity's Use (Qualification met or Not Met)
1	Nationality	Nationality in accordance with ITT 3.6	Forms ELI - 1.1 and 1.2, with attachments	
2	Tax Obligations for Kenyan Tenderers	Has produced a current tax clearance certificate or tax exemption certificate issued by Kenya Revenue Authority in accordance with ITT 3.14.	Attachment	
3	Conflict of Interest	No conflicts of interest in accordance with ITT 3.3	Form of Tender	
4	PPRA Eligibility	Not having been declared ineligible by the PPRA as described in ITT 3.7	Form of Tender	
5	State- owned Enterprise	Meets conditions of ITT 3.8	Forms ELI - 1.1 and 1.2, with attachments	
6	Goods, equipment and services to be supplied under the contract	To have their origin in any country that is not determined ineligible under ITT 4.1	Forms ELI - 1.1 and 1.2, with attachments	
7	History of Non-• Performing Contracts	Non-performance of a contract did not occur as a result of contractor default since <b>1<sup>st</sup> January 2015.</b>	Form CON-2	
8	Suspension Based on Execution of Tender/Proposal Securing Declaration by the Procuring Entity	Not under suspension based on-execution of a Tender/Proposal Securing Declaration pursuant to ITT 19.9	Form of Tender	
9	Pending Litigation	Tender's financial position and prospective long-term profitability still sound according to criteria established in 3.1 and assuming that all pending litigation will NOT be resolved against the Tenderer.	FormCON-2	

1	2	3	4	5
Item No.	Qualification Subject	Qualification Requirement	Document To be Completed by Tenderer	For Procuring Entity's Use (Qualification met or Not Met)
10	Litigation History	No consistent history of court/arbitral award decisions against the tenderer since <b>1<sup>st</sup> January 2015</b>	Form CON - 2	
11	Financial Capabilities	<p>(i) The Tenderer shall demonstrate that it has access to, or has available, liquid assets, unencumbered real assets, lines of credit, and other financial means (independent of any contractual advance payment) sufficient to meet the construction cash flow requirements estimated as Kenya Shillings <b>20,000,000.00</b> equivalent for the subject contract(s) net of the Tenderer's other commitments.</p> <p>(ii) The Tenderers shall also demonstrate, to the satisfaction of the Procuring Entity, that it has adequate sources of finance to meet the cash flow requirements on works currently in progress and for future contract commitments.</p> <p>(iii) The audited balance sheets or, if not required by the laws of the Tenderer's country, other financial statements acceptable to the Procuring Entity, for the <b>last three (3) years</b> shall be submitted and must demonstrate the current soundness of the Tenderer's financial position and indicate its prospective long-term profitability.</p>	Form FIN - 3.1, with attachments	
12	Average Annual Construction Turnover	Minimum average annual construction turnover of Kenya Shillings <b>120,000,000.00</b> , equivalent calculated as total certified payments received for contracts in progress and/or completed within the <b>last three (3) years</b> , divided by <b>three (3) years</b>	Form FIN - 3.2	

1	2	3	4	5
Item No.	Qualification Subject	Qualification Requirement	Document To be Completed by Tenderer	For Procuring Entity's Use (Qualification met or Not Met)
13	General Construction Experience	Experience under construction contracts in the role of prime contractor, JV member, sub-contractor, or management contractor for at least the <b>last five (5) years</b> , starting <b>1<sup>st</sup> January 2020</b>	<b>4. Form EXP - 4.1 Experience</b>	
14	Specific Construction & Contract Management Experience	<p>A minimum number of <b>Three (3)</b> similar contracts specified below that have been satisfactorily and substantially completed as a prime contractor, joint venture member, management contractor or sub-contractor between <b>1st January 2020</b> and tender submission deadline i.e.</p> <p>... (number) contracts, each of minimum value Kenya shillings <b>50,000,000.00</b> equivalent.</p> <p><i>[In case the Works are to be tender as individual contracts under multiple contract procedure, the minimum number of contracts required for purposes of evaluating qualification shall be selected from the options mentioned in ITT 35.4]</i></p> <p>The similarity of the contracts shall be based on the following: <i>[Based on Section VII, Scope of Works, specify the minimum key requirements in terms of physical size, complexity, construction method, technology and/or other characteristics including part of the requirements that may be met by specialized subcontractors, if permitted in accordance with ITT 34.3]</i></p>	Form EXP 4.2(a)	

## SECTION IV - TENDERING FORMS

### QUALIFICATION FORMS

#### 1. FOREIGN TENDERERS 40% RULE

Pursuant to ITT 3.9, a foreign tenderer must complete this form to demonstrate that the tender fulfils this condition.

ITEM	Description of work item	Description of location of source	COST IN K.Shillings	Comments, If any
A	LOCAL LABOR			
1				
2				
3				
4				
5				
B	SUB CONTRACTS FROM LOCAL SOURCES			
1				
2				
3				
4				
5				
C	LOCAL MATERIALS			
1				
2				
3				
4				
5				
D	USE OF LOCAL PLANT AND EQUIPMENT			
1				
2				
3				
4				
5				
E	ADD ANY OTHER ITEM			
1				
2				
3				
4				
5				
6				
	<b>TOTAL COST OF LOCAL CONTENT</b>			
	<b>PERCENTAGE OF CONTRACT PRICE</b>			

## 2. **FORMLEOU: EQUIPMENT**

The Tenderer shall provide adequate information to demonstrate clearly that it has the capability to meet the requirements for the key equipment listed in Section III, Evaluation and Qualification Criteria. A separate Form shall be prepared for each item of equipment listed, or for alternative equipment proposed by the Tenderer.

Item of equipment		
Equipment information	Name of manufacturer	Model and power rating
	Capacity	Year of manufacture
Current	Current location	
	Indicate source of the equipment <input type="checkbox"/> Owned <input type="checkbox"/> Rented <input type="checkbox"/> Leased <input type="checkbox"/> Specially manufactured	
	Omit the following information for equipment owned by the Tenderer.	
Owner	Name of owner	
	Address of owner	
	Telephone	Contact name and title
	Fax	Telex
Agreements	Details of rental / lease / manufacture agreements specific to the project	

### 3. **FORM PER -1**

#### Contractor's Representative and Key Personnel Schedule

Tenderers should provide the names and details of the suitably qualified Contractor's Representative and Key Personnel to perform the Contract. The data on their experience should be supplied using the Form PER-2 below for each candidate.

#### Contractor' Representative and Key Personnel

1.	Title of position: Contractor's Representative	
	Name of candidate:	
	Duration of appointment:	<i>[insert the whole period (start and end dates) for which this position will be engaged]</i>
	Time commitment: for this position:	<i>[insert the number of days/week/months/ that has been scheduled for this position]</i>
	Expected time schedule for this position:	<i>[insert the expected time schedule for this position (e.g. attach high level Gantt chart)]</i>
2.	Title of position: [ _____ ]	
	Name of candidate :	
	Duration of appointment:	<i>[insert the whole period (start and end dates) for which this position will be engaged]</i>
	Time commitment: for this position:	<i>[insert the number of days/week/months/ that has been scheduled for this position]</i>
	Expected time schedule for this position:	<i>[insert the expected time schedule for this position (e.g. attach high level Gantt chart)]</i>
3.	Title of position: [ _____ ]	
	Name of candidate :	
	Duration of appointment:	<i>[insert the whole period (start and end dates) for which this position will be engaged]</i>
	Time commitment: for this position:	<i>[insert the number of days/week/months/ that has been scheduled for this position]</i>
	Expected time schedule for this position:	<i>[insert the expected time schedule for this position (e.g. attach high level Gantt chart)]</i>
4.	Title of position: [ _____ ]	
	Name of candidate :	
	Duration of appointment:	<i>[insert the whole period (start and end dates) for which this position will be engaged]</i>
	Time commitment: for this position:	<i>[insert the number of days/week/months/ that has been scheduled for this position]</i>
	Expected time schedule for this position:	<i>[insert the expected time schedule for this position (e.g. attach high level Gantt chart)]</i>
5.	Title of position: <i>[insert title]</i>	
	Name of candidate	
	Duration of appointment:	<i>[insert the whole period (start and end dates) for which this position will be engaged]</i>
	Time commitment: for this position:	<i>[insert the number of days/week/months/ that has been scheduled for this position]</i>
	Expected time schedule for this position:	<i>[insert the expected time schedule for this position (e.g. attach high level Gantt chart)]</i>

#### 4. **FORM PER - 2:**

Resume and Declaration - Contractor's Representative and Key Personnel.

Name of Tenderer		
Position[#1]:[title of position from Form PER-1]		
Personnel information	Name:	Date of birth:
	Address:	E-mail:
	Professional qualifications:	
	Academic qualifications:	
	Language proficiency: [language and levels of speaking, reading and writing skills]	
Details	Address of Procuring Entity:	
	Telephone:	Contact (manager / personnel officer):
	Fax:	
	Jobtitle:	Years with present Procuring Entity:

Summarize professional experience in reverse chronological order. Indicate particular technical and managerial experience relevant to the project.

Project	Role	Duration of involvement	Relevant experience
[main project details]	[role and responsibilities on the project]	[time in role]	[describe the experience relevant to this position]

#### **Declaration**

I, the undersigned [insert either "Contractor's Representative" or "Key Personnel" as applicable], certify that to the best of my knowledge and belief, the information contained in this Form PER-2 correctly describes myself, my qualifications and my experience.

I confirm that I am available as certified in the following table and throughout the expected time schedule for this position as provided in the Tender:

Commitment	Details
Commitment to duration of contract:	<i>[insert period (start and end dates) for which this Contractor's Representative or Key Personnel is available to work on this contract]</i>
Time commitment:	<i>[insert period (start and end dates) for which this Contractor's Representative or Key Personnel is available to work on this contract]</i>

I understand that any misrepresentation or omission in this Form may:

- a) be taken into consideration during Tender evaluation;
- b) result in my disqualification from participating in the Tender;
- c) result in my dismissal from the contract.

Name of Contractor's Representative or Key Personnel: *[insert name]*

Signature: \_\_\_\_\_

Date: (day month year): \_\_\_\_\_

Counter signature of authorized representative of the Tenderer:

Signature: \_\_\_\_\_

Date: (day month year): \_\_\_\_\_

## 5. TENDERERS QUALIFICATION WITHOUT PREQUALIFICATION

To establish its qualifications to perform the contract in accordance with Section III, Evaluation and Qualification Criteria the Tenderer shall provide the information requested in the corresponding Information Sheets included hereunder.

### 51 FORM ELI -1.1

#### Tenderer Information Form

Date: \_\_\_\_\_

ITT No. and title: \_\_\_\_\_

Tenderer's name
In case of Joint Venture (JV), name of each member:
Tenderer's actual or intended country of registration: <i>[indicate country of Constitution]</i>
Tenderer's actual or intended year of incorporation:
Tenderer's legal address [in country of registration]:
Tenderer's authorized representative information Name: _____ Address: _____ Telephone/Fax numbers: _____ E-mail address: _____
1. Attached are copies of original documents of <input type="checkbox"/> Articles of Incorporation (or equivalent documents of constitution or association), and/or documents of registration of the legal entity named above, in accordance with ITT 3.6 <input type="checkbox"/> In case of JV, letter of intent to form JV or JV agreement, in accordance with ITT 3.5 <input type="checkbox"/> In case of state-owned enterprise or institution, in accordance with ITT 3.8, documents establishing: <ul style="list-style-type: none"><li>• Legal and financial autonomy</li><li>• Operation under commercial law</li><li>• Establishing that the Tenderer is not under the supervision of the Procuring Entity</li></ul>
2. Included are the organizational chart, a list of Board of Directors, and the beneficial ownership.

## 52 FORM ELI -1.2

### Tenderer's JV Information Form (to be completed for each member of Tenderer's JV)

Date: \_\_\_\_\_

ITT No. and title: \_\_\_\_\_

Tenderer's JV name:
JV member's name:
JV member's country of registration:
JV member's year of constitution:
JV member's legal address in country of constitution:
JV member's authorized representative information Name: _____ Address: _____ Telephone/Fax numbers: _____ E-mail address: _____
1. Attached are copies of original documents of <input type="checkbox"/> Articles of Incorporation (or equivalent documents of constitution or association), and/or registration documents of the legal entity named above, in accordance with ITT 3.6. <input type="checkbox"/> In case of a state-owned enterprise or institution, documents establishing legal and financial autonomy, operation in accordance with commercial law, and that they are not under the supervision of the Procuring Entity, in accordance with ITT 3.5.
2. Included are the organizational chart, a list of Board of Directors, and the beneficial ownership.

**53 FORM CON –2**

**Historical Contract Non-Performance, Pending Litigation and Litigation History**

Tenderer's Name: \_\_\_\_\_ Date: \_\_\_\_\_

JV Member's Name \_\_\_\_\_ ITT No. and title: \_\_\_\_\_

Non-Performed Contracts in accordance with Section III, Evaluation and Qualification Criteria			
<input type="checkbox"/> Contract non-performance did not occur since 1 <sup>st</sup> January <i>[insert year]</i> specified in Section III, Evaluation and Qualification Criteria, Sub-Factor 2.1.			
<input type="checkbox"/> Contract(s) not performed since 1 <sup>st</sup> January <i>[insert year]</i> specified in Section III, Evaluation and Qualification Criteria, requirement 2.1			
<input type="checkbox"/> Contract(s) withdrawn since 1 <sup>st</sup> January <i>[insert year]</i> specified in Section III, Evaluation and Qualification Criteria, requirement 2.1			
Year	Non- performed portion of contract	Contract Identification	Total Contract Amount (current value, currency, exchange rate and Kenya Shilling equivalent)
<i>[insert year]</i>	<i>[insert amount and percentage]</i>	Contract Identification: <i>[indicate complete contract name/ number, and any other identification]</i> Name of Procuring Entity: <i>[insert full name]</i> Address of Procuring Entity: <i>[insert street/city/country]</i> Reason(s) for nonperformance: <i>[indicate main reason(s)]</i>	<i>[insert amount]</i>
Pending Litigation, in accordance with Section III, Evaluation and Qualification Criteria			
<input type="checkbox"/> No pending litigation in accordance with Section III, Evaluation and Qualification Criteria, Sub-Factor 2.3.			
<input type="checkbox"/> Pending litigation in accordance with Section III, Evaluation and Qualification Criteria, Sub-Factor 2.3 as indicated below.			

Year of dispute	Amount in dispute (currency)	Contract Identification	Total Contract Amount (currency), Kenya Shilling Equivalent (exchange rate)
		Contract Identification: _____ Name of Procuring Entity: _____ Address of Procuring Entity: _____ Matter in dispute: _____ Party who initiated the dispute: _____ Status of dispute: _____	
		Contract Identification: Name of Procuring Entity: Address of Procuring Entity: Matter in dispute: Party who initiated the dispute: Status of dispute:	
Litigation History in accordance with Section III, Evaluation and Qualification Criteria			
<input type="checkbox"/> No Litigation History in accordance with Section III, Evaluation and Qualification Criteria, Sub-Factor 2.4. <input type="checkbox"/> Litigation History in accordance with Section III, Evaluation and Qualification Criteria, Sub-Factor 2.4 as indicated below.			
Year of award	Outcome as percentage of Net Worth	Contract Identification	Total Contract Amount (currency), Kenya Shilling Equivalent (exchange rate)
<i>[insert year]</i>	<i>[insert percentage]</i>	Contract Identification: <i>[indicate complete contract name, number, and any other identification]</i> Name of Procuring Entity: <i>[insert full name]</i> Address of Procuring Entity: <i>[insert street/city/country]</i> Matter in dispute: <i>[indicate main issues in dispute]</i> Party who initiated the dispute: <i>[indicate "Procuring Entity" or "Contractor"]</i> Reason(s) for Litigation and award decision <i>[indicate main reason(s)]</i>	<i>[insert amount]</i>

Include details relating to potential bid-rigging practices such as previous occasions where tenders were withdrawn, joint bids with competitors, subcontracting work to unsuccessful tenderers, etc.

## Financial Situation and Performance

Tenderer's Name: \_\_\_\_\_

Date: \_\_\_\_\_

JV Member's Name \_\_\_\_\_

ITT No. and title: \_\_\_\_\_

### 5.4.1. Financial Data

Type of Financial information in _____ (currency)	Historic information for previous _____ years, _____ (amount in currency, currency, exchange rate*, USD equivalent)				
	Year1	Year2	Year 3	Year4	Year 5
Statement of Financial Position (Information from Balance Sheet)					
Total Assets (TA)					
Total Liabilities (TL)					
Total Equity/Net Worth (NW)					
Current Assets (CA)					
Current Liabilities (CL)					
Working Capital (WC)					
Information from Income Statement					
Total Revenue (TR)					
Profits Before Taxes (PBT)					
Cash Flow Information					
Cash Flow from Operating Activities					

\*Refer to ITT 15 for the exchange rate

### 542 ~~FORM FN 311~~ Sources of Finance

Specify sources of finance to meet the cash flow requirements on works currently in progress and for future contract commitments.

No.	Source of finance	Amount (Kenya Shilling equivalent)
1		
2		
3		

### 543 Financial documents

The Tenderer and its parties shall provide copies of financial statements for \_\_\_\_\_ years pursuant Section III, Evaluation and Qualifications Criteria, Sub-factor 3.1. The financial statements shall:

- a) reflect the financial situation of the Tenderer or incase of JV member, and not an affiliated entity (such as parent company or group member).
- b) Be independently audited or certified in accordance with local legislation.
- c) Be complete, including all notes to the financial statements.
- d) Correspond to accounting periods already completed and audited.

Attached are copies of financial statements<sup>1</sup> for the \_\_\_\_\_ years required above; and complying with the requirements.

---

<sup>1</sup>If the most recent set of financial statements is for a period earlier than 12 months from the date of Tender, the reason for this should be justified.

## Average Annual Construction Turnover

Tenderer's Name: \_\_\_\_\_

Date: \_\_\_\_\_

JV Member's Name \_\_\_\_\_

ITT No. and title: \_\_\_\_\_

Annual turnover data (construction only)			
Year	Amount Currency	Exchange rate	Kenya Shilling equivalent
<i>[indicate year]</i>	<i>[insert amount and indicate currency]</i>		
Average Annual Construction Turnover *			

\* See Section III, Evaluation and Qualification Criteria, Sub-Factor 3.2.

## 56 FORMFIN-3.3:

### Financial Resources

Specify proposed sources of financing, such as liquid assets, unencumbered real assets, lines of credit, and other financial means, net of current commitments, available to meet the total construction cash flow demands of the subject contractor contracts as specified in Section III, Evaluation and Qualification Criteria.

Financial Resources		
No.	Source of financing	Amount (Kenya Shilling equivalent)
1		
2		
3		
4		

**57 FORM FIN-3.2:**

**Current Contract Commitments / Works in Progress**

Tenderers and each member to a JV should provide information on their current commitments on all contracts that have been awarded, or for which a letter of intent or acceptance has been received, or for contracts approaching completion, but for which an unqualified, full completion certificate has yet to be issued.

<b>Current Contract Commitments</b>					
No.	Name of Contract	Procuring Entity's Contact Address, Tel,	Value of Outstanding Work [Current Kenya Shilling /month Equivalent]	Estimated Completion Date	Average Monthly Invoicing Over Last Six Months [Kenya Shilling /month]
1					
2					
3					
4					
5					

**58 FORM EXP -4.1**

**General Construction Experience**

Tenderer's Name: \_\_\_\_\_ Date: \_\_\_\_\_

JV Member's Name \_\_\_\_\_ ITT No. and title: \_\_\_\_\_

Page \_\_\_\_\_ of \_\_\_\_\_ pages

Starting Year	Ending Year	Contract Identification	Role of Tenderer
		Contract name: _____ Brief Description of the Works performed by the Tenderer: _____ Amount of contract: _____ Name of Procuring Entity: _____ Address: _____	
		Contract name: _____ Brief Description of the Works performed by the Tenderer: _____ Amount of contract: _____ Name of Procuring Entity: _____ Address: _____	
		Contract name: _____ Brief Description of the Works performed by the Tenderer: _____ Amount of contract: _____ Name of Procuring Entity: _____ Address: _____	

## 59 FORM EXP - 4.2(a)

### Specific Construction and Contract Management Experience

Tenderer's Name: \_\_\_\_\_

Date: \_\_\_\_\_

JV Member's Name \_\_\_\_\_

ITT No. and title: \_\_\_\_\_

Similar Contract No.	Information			
Contract Identification				
Award date				
Completion date				
Role in Contract	Prime Contractor <input type="checkbox"/>	Member in JV <input type="checkbox"/>	Management Contractor <input type="checkbox"/>	Sub-contractor <input type="checkbox"/>
Total Contract Amount			<b>Kenya Shilling</b>	
If member in a JV or sub-contractor, specify participation in total Contract amount				
Procuring Entity's Name:				
Address: Telephone/fax number E-mail:				
Description of the similarity in accordance with Sub-Factor 4.2(a) of Section III:				
1 Amount				
2 Physical size of required works items				
3 Complexity				
4 Methods/Technology				
5 Construction rate for key activities				
6 Other Characteristics				

## 5.10 FORM EXP - 4.2 (b)

### Construction Experience in Key Activities

Tenderer's Name: \_\_\_\_\_

Date: \_\_\_\_\_

Tenderer's JV Member Name: \_\_\_\_\_

Sub-contractor's Name<sup>2</sup> (as per ITT 34): \_\_\_\_\_

ITT No. and title: \_\_\_\_\_

All Sub-contractors for key activities must complete the information in this form as per ITT 34 and Section III, Evaluation and Qualification Criteria, Sub-Factor 4.2.

#### 1. Key Activity No One:

Information				
Contract Identification				
Award date				
Completion date				
Role in Contract	Prime Contractor <input type="checkbox"/>	Member in JV <input type="checkbox"/>	Management Contractor <input type="checkbox"/>	Sub-contractor <input type="checkbox"/>
Total Contract Amount				<b>Kenya Shilling</b>
Quantity (Volume, number or rate of production, as applicable) performed under the contract per year or part of the year	Total quantity in the contract (i)	Percentage participation (ii)	Actual Quantity Performed (i) x (ii)	
Year 1				
Year 2				
Year 3				
Year 4				
Procuring Entity's Name:				
Address: Telephone/fax number E-mail:				
Description of the key activities in accordance with Sub-Factor 4.2(b) of Section III:				

<sup>2</sup>If applicable

## **OTHER FORMS**

### **6. FORM OF TENDER**

**(Amended and issued pursuant to PPRA CIRCULAR No. 02/2022)**

#### ***INSTRUCTIONS TO TENDERERS***

- i) *All italicized text is to help the Tenderer in preparing this form.*
- ii) *The Tenderer must prepare this Form of Tender on stationery with its letterhead clearly showing the Tenderer's complete name and business address. Tenderers are reminded that this is a mandatory requirement.*
- iii) *Tenderer must complete and sign CERTIFICATE OF INDEPENDENT TENDER DETERMINATION and the SELF DECLARATION FORMS OF THE TENDERER as listed under (xxii) below.*

**Date of this Tender submission:**.....[insert date (as day, month and year) of Tender submission] **Tender Name**

**and Identification:**.....[insert identification] **Alternative**

**No.:**.....[insert identification No if this is a Tender for an alternative]

To .....[Insert complete name of Procuring Entity]

**Date of this Tender submission:** [insert date (as day, month and year) of Tender submission] **Request for Tender No.:** [insert identification] **Name and description of Tender** [Insert as per ITT] **Alternative No.:** [insert identification No if this is a Tender for an alternative]

**To:** [insert complete name of Procuring Entity]

Dear Sirs,

1. In accordance with the Conditions of Contract, Specifications, Drawings and Bills of Quantities for the execution of the above named Works, we, the undersigned offer to construct and complete the Works and remedy any defects therein for the sum<sup>1</sup> of Kenya Shillings [[Amount in figures]\_\_\_\_\_Kenya Shillings [amount in words]\_\_\_\_\_

The above amount includes foreign currency<sup>2</sup> amount (s) of [state figure or a percentage and currency] [figures]\_\_\_\_\_ [words] \_\_\_\_\_

2. We undertake, if our tender is accepted, to commence the Works as soon as is reasonably possible after the receipt of the Architect notice to commence, and to complete the whole of the Works comprised in the Contract within the time stated in the Special Conditions of Contract.
3. We agree to adhere by this tender until \_\_\_\_\_ [Insert date], and it shall remain binding upon us and may be accepted at any time before that date.
4. We understand that you are not bound to accept the lowest or any tender you may receive.
5. We, the under signed, further declare that:
  - i) No reservations: We have examined and have no reservations to the tender document, including Addenda issued in accordance with ITT 28;
  - ii) Eligibility: We meet the eligibility requirements and have no conflict of interest in accordance with ITT 3 and 4;

<sup>1</sup> This sum should be carried forward from the Summary of the Bills of Quantities.

<sup>2</sup> The percentage quoted above should not include provisional sums, and not more than two foreign currencies are allowed.

- iii) **Tender - Securing Declaration:** We have not been suspended nor declared ineligible by the Procuring Entity based on execution of a Tender-Securing or Proposal-Securing Declaration in the Procuring Entity's Country in accordance with ITT 19.8;
- iv) **Conformity:** We offer to execute in conformity with the tendering documents and in accordance with the implementation and completion specified in the construction schedule, the following Works: *[insert a brief description of the Works]*;
- v) **Tender Price:** The total price of our Tender, excluding any discounts offered in item 1 above is: *[Insert one of the options below as appropriate]*
- vi) **Option 1**, in case of one lot: Total priceis: *[insert the total price of the Tender in words and figures, indicating the various amounts and the respective currencies]*; or  
**Option2**, in case of multiple lots:
  - (a) **Total price of each lot** *[insert the total price of each lot in words and figures, indicating the various amounts and the respective currencies]*; and
  - (b) **Total price of all lots** (sum of all lots) *[insert the total price of all lots in words and figures, indicating the various amounts and the respective currencies]*;
- vii) **Discounts:** The discounts offered and the methodology for their application are:
- viii) The discounts offered are: *[Specify in detail each discount offered.]*
- ix) The exact method of calculations to determine the net price after application of discounts is shown below: *[Specify in detail the method that shall be used to apply the discounts]*;
- x) **Tender Validity Period:** Our Tender shall be valid for the period specified in TDS 18.1 (as amended, if applicable) from the date fixed for the Tender submission deadline specified in TDS 22.1 (as amended, if applicable), and it shall remain binding upon us and may be accepted at any time before the expiration of that period;
- xi) **Performance Security:** If our Tender is accepted, we commit to obtain a Performance Security in accordance with the Tendering document;
- xii) **One Tender Per Tender:** We are not submitting any other Tender(s) as an individual Tender, and we are not participating in any other Tender(s) as a Joint Venture member or as a sub-contractor, and meet the requirements of ITT 3.4, other than alternative Tenders submitted in accordance with ITT 13.3;
- xiii) **Suspension and Debarment:** We, along with any of our subcontractors, suppliers, Engineer, manufacturers, or service providers for any part of the contract, are not subject to, and not controlled by any entity or individual that is subject to, a temporary suspension or a debarment imposed by the Public Procurement Regulatory Authority or any other entity of the Government of Kenya, or any international organization.
- xiv) **State-owned enterprise or institution:** *[select the appropriate option and delete the other]* *[We are not a state-owned enterprise or institution]/[We are a state-owned enterprise or institution but meet the requirements of ITT3.8]*;
- xv) **Commissions, gratuities, fees:** We have paid, or will pay the following commissions, gratuities, or fees with respect to the tender process or execution of the Contract: *[insert complete name of each Recipient, its full address, the reason for which each commission or gratuity was paid and the amount and currency of each such commission or gratuity]*.

Name of Recipient	Address	Reason	Amount

*(If none has been paid or is to be paid, indicate "none.")*

- xvi) **Binding Contract:** We understand that this Tender, together with your written acceptance there of included in your Letter of Acceptance, shall constitute a binding contract between us, until a formal contract is prepared and executed;
- xvii) **Not Bound to Accept:** We understand that you are not bound to accept the lowest evaluated cost Tender, the Most Advantageous Tender or any other Tender that you may receive;
- xviii) **Fraud and Corruption:** We here by certify that we have taken steps to ensure that no person acting for us or on our behalf engages in any type of Fraud and Corruption; and
- xix) **Collusive practices:** We hereby certify and confirm that the tender is genuine, non-collusive and made with the intention of accepting the contract if awarded. To this effect we have signed the “Certificate of Independent Tender Determination” attached below.
- xx) We undertake to adhere by the Code of Ethics for Persons Participating in Public Procurement and Asset Disposal, copy available from \_\_\_\_\_ (*specify website*) during the procurement process and the execution of any resulting contract.
- xxi) **Beneficial Ownership Information:** We commit to provide to the procuring entity the Beneficial Ownership Information in conformity with the Beneficial Ownership Disclosure Form upon receipt of notification of intention to enter into a contract in the event we are the successful tenderer in this subject procurement proceeding.
- xxii) We, the Tenderer, have duly completed, signed and stamped the following Forms as part of our Tender:
  - a) Tenderer's Eligibility; Confidential Business Questionnaire - to establish we are not in any conflict of interest.
  - (b) Certificate of Independent Tender Determination - to declare that we completed the tender without colluding with other tenderers.
  - (a) Self-Declaration of the Tenderer - to declare that we will, if awarded a contract, not engage in any form of fraud and corruption.
  - (d) Declaration and commitment to the Code of Ethics for Persons Participating in Public Procurement and Asset Disposal.

Further, we confirm that we have read and understood the full content and scope of fraud and corruption as informed in “**Appendix 1 - Fraud and Corruption**” attached to the Form of Tender.

**Name of the Tenderer:** *\*[insert complete name of person signing the Tender]*

**Name of the person duly authorized to sign the Tender on behalf of the Tenderer:** *\*\*[insert complete name of person duly authorized to sign the Tender]*

**Title of the person signing the Tender:** *[insert complete title of the person signing the Tender]*

**Signature of the person named above:** *[insert signature of person whose name and capacity are shown above]*

**Date signed** *[insert date of signing]* day of *[insert month]*, *[insert year]*

Dated signed \_\_\_\_\_ day of \_\_\_\_\_, \_\_\_\_\_

Notes

*\* In the case of the Tender submitted by joint venture specify the name of the Joint Venture as Tenderer.*

*\*\*Person signing the Tender shall have the power of attorney given by the Tenderer to be attached with the Tender.*

(a) **TENDERER'S ELIGIBILITY-CONFIDENTIAL BUSINESS QUESTIONNAIRE**

**Instruction to Tenderer**

Tender is instructed to complete the particulars required in this Form, *one form for each entity if Tender is a JV*. Tenderer is further reminded that it is an offence to give false information on this Form.

**(a) Tenderer's details**

	<b>ITEM</b>	<b>DESCRIPTION</b>
1	Name of the Procuring Entity	
2	Reference Number of the Tender	
3	Date and Time of Tender Opening	
4	Name of the Tenderer	
5	Full Address and Contact Details of the Tenderer.	1. Country 2. City 3. Location 4. Building 5. Floor 6. Postal Address 7. Name and email of contact person.
6	Current Trade License Registration Number and Expiring date	
7	Name, country and full address ( <i>postal and physical addresses, email, and telephone number</i> ) of Registering Body/Agency	
8	Description of Nature of Business	
9	Maximum value of business which the Tenderer handles.	
10	State if Tenders Company is listed in stock exchange, give name and full address ( <i>postal and physical addresses, email, and telephone number</i> ) of state which stock exchange	

**General and Specific Details**

(b) **Sole Proprietor**, provide the following details.

Name in full \_\_\_\_\_ Age \_\_\_\_\_  
 Nationality \_\_\_\_\_ Country of Origin \_\_\_\_\_  
 Citizenship \_\_\_\_\_

(c) **Partnership**, provide the following details.

	Names of Partners	Nationality	Citizenship	% Shares owned
1				
2				
3				

(d) **Registered Company**, provide the following details.

- I) Private or public Company \_\_\_\_\_
- ii) State the nominal and issued capital of the Company \_\_\_\_\_

Nominal Kenya Shillings (Equivalent).....

Issued Kenya Shillings (Equivalent).....

iii) Give details of Directors as follows.

	Names of Director	Nationality	Citizenship	% Shares owned
1				
2				
3				

(e) **DISCLOSURE OF INTEREST - Interest of the Firm in the Procuring Entity.**

- i) Are there any person/persons in..... (*Name of Procuring Entity*) who has/have an interest or relationship in this firm? Yes/No.....

If yes, provide details as follows.

	Names of Person	Designation in the Procuring Entity	Interest or Relationship with Tenderer
1			
2			
3			

(ii) **Conflict of interest disclosure**

	Type of Conflict	Disclosure YES OR NO	If YES provide details of the relationship with Tenderer
1	Tenderer is directly or indirectly controls, is controlled by or is under common control with another tenderer.		
2	Tenderer receives or has received any direct or indirect subsidy from another tenderer.		
3	Tenderer has the same legal representative as another tenderer		
4	Tenderer has a relationship with another tenderer, directly or through common third parties, that puts it in a position to influence the tender of another tenderer, or influence the decisions of the Procuring Entity regarding this tendering process.		
5	Any of the Tenderer's affiliates participated as a consultant in the preparation of the design or technical specifications of the works that are the subject of the tender.		
6	Tenderer would be providing goods, works, non-consulting services or consulting services during implementation of the contract Specified in this Tender Document.		
7	Tenderer has a close business or family relationship with a professional staff of the Procuring Entity who are directly or indirectly involved in the preparation of the Tender document or specifications of the Contract, and/or the Tender evaluation process of such contract.		
8	Tenderer has a close business or family relationship with a professional staff of the Procuring Entity who would be involved in the implementation or supervision of the such Contract.		
9	Has the conflict stemming from such relationship stated in item 7 and 8 above been resolved in a manner acceptable to the Procuring Entity throughout the tendering process and execution of the Contract.		

## **Certification**

On behalf of the Tenderer, I certify that the information given above is complete, current and accurate as at the date of submission.

Full Name \_\_\_\_\_

Title or Designation \_\_\_\_\_

\_\_\_\_\_

*(Signature)*

\_\_\_\_\_

*(Date)*

**b) CERTIFICATE OF INDEPENDENT TENDER DETERMINATION**

I, the undersigned, in submitting the accompanying Letter of Tender to the \_\_\_\_\_  
\_\_\_\_\_ [Name of Procuring Entity] for:  
\_\_\_\_\_ [Name and number of tender] in  
response to the request for tenders made by: \_\_\_\_\_ [Name of Tenderer] do hereby  
make the following statements that I certify to be true and complete in every respect:

I certify, on behalf of \_\_\_\_\_ [Name of Tenderer] that:

1. I have read and I understand the contents of this Certificate;
2. I understand that the Tender will be disqualified if this Certificate is found not to be true and complete in every respect;
3. I am the authorized representative of the Tenderer with authority to sign this Certificate, and to submit the Tender on behalf of the Tenderer;
4. For the purposes of this Certificate and the Tender, I understand that the word “competitor” shall include any individual or organization, other than the Tenderer, whether or not affiliated with the Tenderer, who:
  - a) Has been requested to submit a Tender in response to this request for tenders;
  - b) could potentially submit a tender in response to this request for tenders, based on their qualifications, abilities or experience;
5. The Tenderer discloses that [check one of the following, as applicable]:
  - a) The Tenderer has arrived at the Tender independently from, and without consultation, communication, agreement or arrangement with, any competitor;
  - b) the Tenderer has entered into consultations, communications, agreements or arrangements with one or more competitors regarding this request for tenders, and the Tenderer discloses, in the attached document(s), complete details thereof, including the names of the competitors and the nature of, and reasons for, such consultations, communications, agreements or arrangements;
6. In particular, without limiting the generality of paragraphs (5)(a) or (5)(b) above, there has been no consultation, communication, agreement or arrangement with any competitor regarding:
  - a) prices;
  - b) methods, factors or formulas used to calculate prices;
  - c) the intention or decision to submit, or not to submit, a tender; or
  - d) the submission of a tender which does not meet the specifications of the request for Tenders; except as specifically disclosed pursuant to paragraph (5)(b) above;
7. In addition, there has been no consultation, communication, agreement or arrangement with any competitor regarding the quality, quantity, specifications or delivery particulars of the works or services to which this request for tenders relates, except as specifically authorized by the procuring authority or as specifically disclosed pursuant to paragraph (5)(b) above;
8. The terms of the Tender have not been, and will not be, knowingly disclosed by the Tenderer, directly or indirectly, to any competitor, prior to the date and time of the official tender opening, or of the awarding of the Contract, whichever comes first, unless otherwise required by law or as specifically disclosed pursuant to paragraph (5)(b) above.

Name \_\_\_\_\_  
Title \_\_\_\_\_  
Date \_\_\_\_\_

[Name, title and signature of authorized agent of Tenderer and Date]

(c) **SELF-DECLARATION FORMS**

**FORM SD1**

**SELF DECLARATION THAT THE PERSON/TENDERER IS NOT DEBARRED IN THE MATTER OF THE PUBLIC PROCUREMENT AND ASSET DISPOSAL ACT 2015.**

I, ....., of Post Office Box..... being a resident of  
..... in the Republic of..... do hereby make a statement as follows: -

1. THAT I am the Company Secretary/ Chief Executive/Managing Director/Principal Officer/Direct or of  
..... (*insert name of the Company*) who is a Bidder in respect of **Tender No.**  
..... for ..... (*insert tender title/description*) for..... (*insert name of the Procuring entity*) and duly authorized and competent to make this statement.
2. THAT the aforesaid Bidder, its Directors and subcontractors have not been debarred from participating in procurement proceeding under Part IV of the Act.
3. THAT what is deponed to here in above is true to the best of my knowledge, information and belief.

.....  
(Title)

.....  
(Signature)

.....  
(Date)

Bidder Official Stamp

FORM SD2

**SELF DECLARATION THAT THE PERSON/TENDERER WILL NOT ENGAGE IN ANY CORRUPT OR FRAUDULENT PRACTICE.**

I, .....of P.O. Box .....being a resident of ..... in the Republic of..... do hereby make a statement as follows: -

1. THAT I am the Chief Executive/Managing Director/Principal Officer/Director of ..... (insert name of the Company) who is a Bidder in respect of **Tender No.....** for ..... (*insert tender title/description*) for .....(*insert name of the Procuring entity*) and duly authorized and competent to make this statement.
2. THAT theafore said Bidder, its servants and/oragents/subcontractorswillnotengageinanycorruptorfraudulent practice and has not been requested to pay any inducement to any member of the Board, Management, Staff and/or employees and/or agents of ..... (*insert name of the Procuring entity*) which is the procuring entity.
3. THAT the aforesaid Bidder, its servants and/or agents /subcontractors have not offered any inducement to any member of the Board, Management, Staff and/or employees and/or agents of.....(*name of the procuring entity*).
4. THAT the aforesaid Bidder will not engage /has not engaged in any corrosive practice with other bidders participating in the subject tender
5. THAT what is deponed to here in above is true to the best of my knowledge information and belief.

.....  
(Title)

.....  
(Signature)

.....  
(Date)

Bidder's Official Stamp

**DECLARATION AND COMMITMENT TO THE CODE OF ETHICS**

I ..... (person) on behalf of (*Name of the Business/ Company/Firm*) .....  
..... declare that I have read and fully understood the contents of the  
Public Procurement & Asset Disposal Act, 2015, Regulations and the Code of Ethics for persons participating in  
Public Procurement and Asset Disposal and my responsibilities under the Code.

I do here by commit to abide by the provisions of the Code of Ethics for persons participating in Public Procurement  
and Asset Disposal.

Name of Authorized signatory.....

Sign.....

Position.....

Office address..... Telephone.....

E-mail.....

Name of the Firm/Company.....

Date.....

**(Company Seal/ Rubber Stamp where applicable)**

Witness

Name.....

Sign.....

Date.....

**(d) APPENDIX 1 - FRAUD AND CORRUPTION**

*(Appendix 1 shall not be modified)*

**1. Purpose**

1.1 The Government of Kenya's Anti-Corruption and Economic Crime laws and their sanction's policies and procedures, Public Procurement and Asset Disposal Act (*no. 33 of 2015*) and its Regulation, and any other Kenya's Acts or Regulations related to Fraud and Corruption, and similar offences, shall apply with respect to Public Procurement Processes and Contracts that are governed by the laws of Kenya.

**2. Requirements**

2.1 The Government of Kenya requires that all parties including Procuring Entities, Tenderers, (applicants/proposers), Consultants, Contractors and Suppliers; any Sub-contractors, Sub-consultants, Service providers or Suppliers; any Agents (whether declared or not); and any of their Personnel, involved and engaged in procurement under Kenya's Laws and Regulation, observe the highest standard of ethics during the procurement process, selection and contract execution of all contracts, and refrain from Fraud and Corruption and fully comply with Kenya's laws and Regulations as per paragraphs 1.1 above.

2.2 Kenya's public procurement and asset disposal act (*no. 33 of 2015*) under Section 66 describes rules to be followed and actions to be taken in dealing with Corrupt, Coercive, Obstructive, Collusive or Fraudulent practices, and Conflicts of Interest in procurement including consequences for offences committed. A few of the provisions noted below highlight Kenya's policy of no tolerance for such practices and behavior:

- 1) A person to whom this Act applies shall not be involved in any corrupt, coercive, obstructive, collusive or fraudulent practice; or conflicts of interest in any procurement or as set disposal proceeding;
- 2) A person referred to under subsection (1) who contravenes the provisions of that sub-section commits an offence;
- 3) Without limiting the generality of the subsection (1) and (2), the person shall be: -
  - a) disqualified from entering into a contract for a procurement or asset disposal proceeding; or
  - b) if a contract has already been entered into with the person, the contract shall be voidable;
- 4) The voiding of a contract by the procuring entity under subsection (7) does not limit any legal remedy the procuring entity may have;
- 5) An employee or agent of the procuring entity or a member of the Board or committee of the procuring entity who has a conflict of interest with respect to a procurement: -
  - a) Shall not take part in the procurement proceedings;
  - b) shall not, after a procurement contract has been entered in to, take part in any decision relating to the procurement or contract; and
  - c) shall not be a subcontractor or for the tender to whom was awarded contract, or a member of the group of tenderers to whom the contract was awarded, but the subcontractor appointed shall meet all the requirements of this Act.
- 6) An employee, agent or member described in subsection (1) who refrains from doing anything prohibited under that subsection, but for that subsection, would have been within his or her duties shall disclose the conflict of interest to the procuring entity;
- 7) If a person contravenes subsection (1) with respect to a conflict of interest described in subsection (5)(a) and the contract is awarded to the person or his relative or to another person in whom one of them had a direct or indirect pecuniary interest, the contract shall be terminated and all costs incurred by the public entity shall be made good by the awarding officer. Etc.

3. In compliance with Kenya's laws, regulations and policies mentioned above, the Procuring Entity:

- a) Defines broadly, for the purposes of the above provisions, the terms set forth below as follows:
- i) “corrupt practice” is the offering, giving, receiving, or soliciting, directly or indirectly, of anything of value to influence improperly the actions of another party;
  - ii) “fraudulent practice” is any act or omission, including misrepresentation, that knowingly or recklessly misleads, or attempts to mislead, a party to obtain financial or other benefit or to avoid an obligation;
  - iii) “collusive practice” is an arrangement between two or more parties designed to achieve an improper purpose, including to influence improperly the actions of another party; “coercive practice” is impairing or harming, or threatening to impair or harm, directly or indirectly, any party or the property of the party to influence improperly the actions of a party;
  - iv) “obstructive practice” is:
    - Deliberately destroying, falsifying, altering, or concealing of evidence material to the investigation or making false statements to investigators in order to materially impede investigation by Public Procurement Regulatory Authority (PPRA) or any other appropriate authority appointed by Government of Kenya into allegations of a corrupt, fraudulent, coercive, or collusive practice; and/or threatening, harassing, or intimidating any party to prevent it from disclosing its knowledge of matters relevant to the investigation or from pursuing the investigation; or
    - acts intended to materially impede the exercise of the PPRA's or the appointed authority's inspection and audit rights provided for under paragraph 2.3 e. below.
- b) Defines more specifically, in accordance with the above procurement Act provisions set forth for fraudulent and collusive practices as follows:
- "fraudulent practice" includes a misrepresentation of fact in order to influence a procurement or disposal process or the exercise of a contract to the detriment of the procuring entity or the tenderer or the contractor, and includes collusive practices amongst tenderers prior to or after tender submission designed to establish tender prices at artificial non-competitive levels and to deprive the procuring entity of the benefits of free and open competition.
- c) Rejects a proposal for award<sup>1</sup> of a contract if PPRA determines that the firm or individual recommended for award, any of its personnel, or its agents, or its sub-consultants, sub-contractors, service providers, suppliers and/ or their employees, has, directly or indirectly, engaged in corrupt, fraudulent, collusive, coercive, or obstructive practices in competing for the contract in question;
  - d) Pursuant to the Kenya's above stated Acts and Regulations, may recommend to appropriate authority(ies) for sanctioning and debarment of a firm or individual, as applicable under the Acts and Regulations;
  - e) Requires that a clause be included in Tender documents and Request for Proposal documents requiring (i) Tenderers (applicants/proposers), Consultants, Contractors, and Suppliers, and their Sub-contractors, Sub-consultants, Service providers, Suppliers, Agents personnel, permit the PPRA or any other appropriate authority appointed by Government of Kenya to inspect<sup>2</sup> all accounts, records and other documents relating to the procurement process, selection and/or contract execution, and to have them audited by auditors appointed by the PPRA or any other appropriate authority appointed by Government of Kenya; and
  - f) Pursuant to Section 62 of the above Act, requires Applicants/Tenderers to submit along with their Applications/Tenders/Proposals a “Self-Declaration Form” as included in the procurement document declaring that they and all parties involved in the procurement process and contract execution have not engaged/will not engage in any corrupt or fraudulent practices.

<sup>1</sup>For the avoidance of doubt, a party's in eligibility to be awarded a contract shall include, without limitation, (i) applying for pre-qualification, expressing interest in a consultancy, and tendering, either directly or as a nominated sub-contractor, nominated consultant, nominated manufacturer or supplier, or nominated service provider, in respect of such contract, and (ii) entering into an addendum or amendment introducing a material modification to any existing contract.

<sup>2</sup>Inspections in this context usually are investigative (i.e., forensic) in nature. They involve fact-finding activities undertaken by the Investigating Authority or persons appointed by the Procuring Entity to address specific matters related to investigations/audits, such as evaluating the veracity of an allegation of possible Fraud and Corruption, through the appropriate mechanisms. Such activity includes but is not limited to: accessing and examining a firm's or individual's financial records and information, and making copies thereof as relevant; accessing and examining any other documents, data and information (whether in hard copy or electronic format) deemed relevant for the investigation/audit, and making copies thereof as relevant; interviewing staff and other relevant individuals; performing physical inspections and site visits; and obtaining third party verification of information.

## 2. FORM OF TENDER SECURITY-DEMAND BANK GUARANTEE

Beneficiary: \_\_\_\_\_

Request for Tenders No:

\_\_\_\_\_  
Date: \_\_\_\_\_

TENDER GUARANTEE No.: \_\_\_\_\_

Guarantor: \_\_\_\_\_

1. We have been informed that \_\_\_\_\_ (here inafter called "the Applicant") has submitted or will submit to the Beneficiary its Tender (here inafter called" the Tender") for the execution of \_\_\_\_\_ under Request for Tenders No. \_\_\_\_\_ ("the ITT").
2. Furthermore, we understand that, according to the Beneficiary's conditions, Tenders must be supported by a Tender guarantee.
3. At the request of the Applicant, we, as Guarantor, hereby irrevocably undertake to pay the Beneficiary any sum or sums not exceeding in total an amount of \_\_\_\_\_ (\_\_\_\_\_) upon receipt by us of the Beneficiary's complying demand, supported by the Beneficiary's statement, whether in the demand itself or a separate signed document accompanying or identifying the demand, stating that either the Applicant:
  - (a) has withdrawn its Tender during the period of Tender validity set forth in the Applicant's Letter of Tender ("the Tender Validity Period"), or any extension thereto provided by the Applicant; or
  - b) having been notified of the acceptance of its Tender by the Beneficiary during the Tender Validity Period or any extension there to provided by the Applicant, (i) has failed to execute the contract agreement, or (ii) has failed to furnish the Performance.
4. This guarantee will expire: (a) if the Applicant is the successful Tenderer, upon our receipt of copies of the contract agreement signed by the Applicant and the Performance Security and, or (b) if the Applicant is not the successful Tenderer, upon the earlier of (i) our receipt of a copy of the Beneficiary's notification to the Applicant of the results of the Tendering process; or (ii) thirty days after the end of the Tender Validity Period.
5. Consequently, any demand for payment under this guarantee must be received by us at the office indicated above onor before that date.

\_\_\_\_\_  
[signature(s)]

**3. FORM OF TENDER SECURITY (TENDER BOND)**

*[The Surety shall fill in this Tender Bond Form in accordance with the instructions indicated.]* BOND NO. \_\_\_\_\_

1. BY THIS BOND *[name of tenderer]* as Principal (hereinafter called “the Principal”), and *[name, legal title, and address of surety]*, **authorized to transact business in** *[name of country of Purchaser]*, as Surety (hereinafter called “the Surety”), are held and firmly bound unto *[name of Purchaser]* as Obligee (hereinafter called “the Purchaser”) in the sum of *[amount of Bond]**[amount in words]*, for the payment of which sum, well and truly to be made, we, the said Principal and Surety, bind ourselves, our successors and as signs, jointly and severally, firmly by these presents.
2. WHERE AS the Principal has submitted or will submit a written Tender to the Purchaser dated the \_\_\_\_\_ day of \_\_\_\_\_, 20, for the supply of *[name of Contract]* (herein after called the “Tender”).
3. NOW, THEREFORE, THE CONDITION OF THIS OBLIGATION is such that if the Principal:
  - a) Has with drawn its Tender during the period of Tender validity set forth in the Principal's Letter of Tender (“the Tender Validity Period”), or any extension there to provided by the Principal; or
  - b) Having been notified of the acceptance of its Tender by the Purchaser during the Tender Validity Period or any extension there to provided by the Principal; (i) failed to execute the Contract agreement; or (ii) has failed to furnish the Performance Security, in accordance with the Instructions to tenderers (“ITT”) of the Purchaser's Tendering document.

then the Surety undertakes to immediately pay to the Purchaser up to the above amount upon receipt of the Purchaser's first written demand, without the Purchaser having to substantiate its demand, provided that in its demand the Purchaser shall state that the demand arises from the occurrence of any of the above events, specifying which event (s) has occurred.
4. The Surety here by agrees that its obligation will remain in full force and effect upto and including the date 30 days after the date of expiration of the Tender Validity Period set forth in the Principal's Letter of Tender or any extension thereto provided by the Principal.
5. IN TESTIMONY WHEREOF, the Principal and the Surety have caused these presents to be executed in their respective names this day of \_\_\_\_\_ 20.

Principal: \_\_\_\_\_ Surety: \_\_\_\_\_  
Corporate Seal (*where appropriate*)

\_\_\_\_\_  
(Signature)  
(Printed name and title)

\_\_\_\_\_  
(Signature)  
(Printed name and title)

**4. FORM OF TENDER - SECURING DECLARATION**

*[The Bidder shall complete this Form in accordance with the instructions indicated]*

Date:..... *[insert date (as day, month and year) of Tender Submission]*

Tender No. .... *[insert number of tendering process]*

To:..... *[insert complete name of Purchaser]* I/We, the undersigned, declare that:

- 1. I/We understand that, according to your conditions, bids must be supported by a Tender-Securing Declaration.
- 2. I/We accept that I/we will automatically be suspended from being eligible for tendering in any contract with the Purchaser for the period of time of *[insert number of months or years]* starting on *[insert date]*, if we are in breach of our obligation(s) under the bid conditions, because we—(a) have withdrawn our tender during the period of tender validity specified by us in the Tendering Data Sheet; or (b) having been notified of the acceptance of our Bid by the Purchaser during the period of bid validity, (i) fail or refuse to execute the Contract, if required, or (ii) fail or refuse to furnish the Performance Security, in accordance with the instructions to tenders.
- 3. I/We understand that this Tender Securing Declaration shall expire if we are not the successful Tenderer(s), upon the earlier of:
  - a) Our receipt of a copy of your notification of the name of the successful Tenderer; or
  - b) thirty days after the expiration of our Tender.
- 4. I/We understand that if I am /we are/ in a Joint Venture, the Tender Securing Declaration must be in the name of the Joint Venture that submits the bid, and the Joint Venture has not been legally constituted at the time of bidding, the Tender Securing Declaration shall be in the names of all future partners as named in the letter of intent.

Signed .....Capacity/title (director or partner or sole proprietor, etc.) .....

Name:.....Duly authorized to sign the bid for and on behalf of: *[insert complete name of Tenderer]*

Dated on ..... day of .....,..... *[Insert date of signing]* Seal or stamp

## 5. Appendix to Tender

### Schedule of Currency requirements

Summary of currencies of the Tender for \_\_\_\_\_ *[insert name of Section of the Works]*

<i>Name of currency</i>	<i>Amounts payable</i>
Local currency: _____	
Foreign currency #1: _____	
Foreign currency #2: _____	
Foreign currency #3: _____	
Provisional sums expressed in local currency _____	<i>[To be entered by the Procuring Entity]</i>

---

---

---

## **PART II - WORKS REQUIREMENTS**

---

## **SECTION V - BILLS OF QUANTITIES**



**REPUBLIC OF KENYA**

**PROPOSED COMPLETION OF ACCOMODATION FACILITY  
(HOSTEL BLOCK) FOR KENYA INSTITUTE FOR THE BLIND**

---

---

**BILLS OF QUANTITIES**

---

---

**PROCURING ENTITY**  
**KENYA INSTITUTE FOR THE BLIND**  
**P.O BOX 31082 - 00600**  
**NAIROBI**

**MARCH 2026**

# PREAMBLES

**PREAMBLES AND PRICING NOTES**

**A. GENERALLY**

All work to be carried out in accordance with the Ministry of Roads, Housing & Urban Development and Public Works General Specifications for Building Works issued in 1976 or as qualified or amended below.

**B. MANUFACTURERS' NAMES**

Where manufacturers' names and catalogue references are given for guidance to quality and standard only, alternative manufacturer of equal quality will be accepted at the discretion of the Project Manager.

**C. WALLING**

All precast concrete blocks shall be manufactured by the methods and to the sizes specified in the Ministry of Roads, Housing & Urban Development and Public Works "Specification for Metric Sized Concrete Blocks for Building (1972)"

Walling of 100 mm thickness or under shall be reinforced with hoop iron every alternate course.

Prices for walling must allow for all costs in preparing, packing and sending sample blocks for testing as and when required by the Project Manager.

**D. CARPENTRY**

The grading rules for cypress shall be the same for podocarpus and all timber used for structural work shall be select (second grade).

All structural timber must conform to the minimum requirements for moisture content and preservative treatment and timber prices must allow for preparing, packing and sending samples for testing when required.

Prices must also include for all nails and fasteners.

**E. JOINERY**

Cypress for joinery shall be second grade in accordance with the latest grading rules of the Kenya Government.

Where Mahogany is specified, this refers to prime grade only. The Contractor may with the approval of the Project Manager; use either Msharagi or Mvuli in lieu of Mahogany but such approval will be given only in the case of shortages of the hardwoods specified.

Plugging shall be carried out by drilling walling or concrete with masonry drill and filling with propriety plugs of the correct sizes. Cutting with hammer and chisel will not be allowed.

Prices for joinery must include for pencil rounded arises, protection against damage, nails, screws, framing and bedding in cement mortar as required.

Sizes given for joinery items are nominal sizes and exact dimensions of doors, etc, must be ascertained on site.

**A. IRONMONGERY**

Ironmongery shall be specified in the Bills of Quantities or equal and approved.

Prices must include for removing and re-fixing during and after painting, labeling all keys, and for fixing to hardwood, softwood, concrete or blockwork.

Catalogue references given for ironmongery are for purposes of indicating quality and size of item(s). Should the Contractor wish to substitute the specified item(s) with others of equal manufacture, he must inform the Project Manager and obtain approval in writing.

**B. STRUCTURAL STEELWORK**

All structural steelwork shall comply with the Ministry of Roads, Housing & Urban Development and Public Works "Structural Steelwork Specification (1973) and shall be executed by an approved Sub-contractor.

**C. PLASTERWORK AND OTHER FINISHES**

All finishing shall be as described in the general specifications and in these Bills of Quantities.

Prices for paving are to include for brushing concrete clean, wetting and coating with cement and sand grout 1:1.

Rates for glazed wall tiling are to include for a 12 mm cement and sand (1:4) backing screed unless otherwise specified in these Bills of Quantities.

**D. GLAZING**

Where polished plate glass is specified, this refers to general glazing quality.

Prices for glazing shall include for priming of rebates before placing putty.

The Contractor will be responsible for replacing any broken or scratched glass and handing over in perfect condition.

**E. PAINTING**

Painting shall be applied in accordance with the manufacturers' instructions.

Prices for painting are to include for scaffolding, preparatory work, priming coats, protection of other works and for cleaning up on completion. Prices for painting on galvanized metal are to include for mordant solution as necessary.

**F. TILES - CERAMIC, PORCELEIN, GRANITO ETC**

No tiles shall be fitted/installed without sample approvals.

No claim shall be allowed on the grounds that the bidder priced an inferior quality

**G. CURTAINS & COVERS ETC**

The bidder shall be deemed to have priced the best materials

No curtains & covers shall be fitted/installed without sample approvals.

No claim shall be allowed on the grounds that the bidder priced an inferior quality

# PARTICULAR PRELIMINARIES

Item	Description	Amount KSh
	<p><b><u>PARTICULAR PRELIMINARIES</u></b></p> <p><b>A EMPLOYER</b></p> <p>The Employer is <b>Kenya Institute for the Blind</b> The term "Employer" and "Government" wherever used in the contract document shall be synonymous.</p> <p><b>B PROJECT MANAGER</b></p> <p>The term "PM" wherever used in these Bills of Quantities shall be deemed to mean the "The Engineer" as per Condition 1 of the Conditions of Contract or such person or persons as may be duly authorised to represent him on behalf of the Government .</p> <p><b>C ARCHITECT</b></p> <p>The term "Architect" shall be deemed to mean "The P.M " as defined above whose address unless otherwise notified is Ministry of Lands, Public Works, Housing and Urban Development, P.O Box 30743 -00100, NAIROBI.</p> <p><b>D QUANTITY SURVEYOR</b></p> <p>The term "Quantity Surveyor" shall be deemed to mean "The P.M " as defined above whose address unless otherwise notified is Ministry of Lands, Public Works, Housing and Urban Development, P.O Box 30743-00100, NAIROBI.</p> <p><b>E ELECTRICAL ENGINEER</b></p> <p>The term "Electrical Engineer" shall be deemed to mean "The P.M " as defined above whose address unless otherwise notified is Ministry of Lands, Public Works, Housing and Urban Development, P.O Box 30743-00100, NAIROBI.</p> <p><b>F MECHANICAL ENGINEER</b></p> <p>The term "Mechanical Engineer" shall be deemed to mean "The P.M " as defined above whose address unless otherwise notified is Ministry of Lands, Public Works, Housing and Urban Development, P.O Box 30743-00100, NAIROBI.</p> <p><b>G STRUCTURAL ENGINEER</b></p> <p>The term "Structural Engineer" shall be deemed to mean "The P.M " as defined above whose address unless otherwise notified is Ministry of Lands, Public Works, Housing and Urban Development, P.O Box 30743 - 00100, NAIROBI.</p> <p><b>H INTERIOR DESIGNER</b></p> <p>The term "Interior Designer" shall be deemed to mean "The P.M " as defined above whose address unless otherwise notified is Ministry of Lands, Public Works, Housing and Urban Development, P.O Box 30743 - 00100, NAIROBI.</p>	
	<i>Carried to collection</i>	

Item	Description	Amount KSh
A	<p><b>PRICING ITEMS OF PRELIMINARIES</b></p> <p>Preliminaries to the contract are mandatory conditions and responsibilities the contractor is required to fulfill for the complete and proper execution of the contract. The contractor is advised to read and understand all his obligations under preliminaries. Should he find that fulfillment of any of the items will lead to him incurring any cost not covered under measured works, he shall price such works accordingly otherwise failure to price any item will be construed to mean that the tenderer has included it in other priced items in the bills of quantities</p> <p>Prices <b>SHALL BE INSERTED</b> against items of “preliminaries” in the tenderer’s priced Bills of Quantities. The contractor is advised to read and understand all preliminary items.</p> <p><u>NB: VAT SHALL BE EXCLUSIVE IN ALL THE RATES</u></p>	
B	<p><b>SCOPE OF CONTRACT</b></p> <p>The works to be carried out comprises of completion works for the ground floor and first floor of an accomodation facility (Hostel Block) and associated Electrical and Mechanical Installations works at Kenya Institute for the Blind, Nairobi County.</p>	
C	<p><b>DESCRIPTION OF THE WORKS</b></p> <p><b>The Works consist of:</b> Completion works including the pending screed and plaster to the ramp, all finishes including floor and wall, windows, doors and joinery for the ground floor and first floor of a Hostel Block. Finishes to the staircase and ramp will include plaster, screed, terrazo, paint, railing. Curtain walling will be done to the staircase near entrance porch. The external wall finish will consist of weatheguard paint to columns &amp; beams and wall tiles at the laundry area. The internal wall finish will include paint &amp; ceramic tiles to all wet areas. Floors to be finished in ceramic tiles. Ceiling finishes will be paint on plastered surfaces and chipboard ceiling on timber brandering. Doors will be hardwood, solid &amp; semi solid core flush timber doors stained and painted with vanish fixed with all the necessary iron mongery. Windows will be glazed and painted complete with all necessary ironmongery. Joinery for the main kitchen near the store will be excluded for this scope.</p> <p>Electrical works shall include verification of conduit routes and installation, wiring, and fixing of switches, sockets, lighting fixtures, and other accessories</p> <p>Mechanical works including associated piping &amp; fittings, hydrostatic testing, flushing and cleaning of the systems</p>	
D	<p><b>MEASUREMENTS</b></p> <p>In the event of any discrepancies arising between the Bills of Quantities and the actual works, the site measurements shall generally take precedence. However, such discrepancies between any contract documents shall immediately be referred to the PROJECT MANAGER in accordance with the Conditions of Contract. The discrepancies shall then be treated as a variation and be dealt with in accordance with the said Conditions.</p> <p>All measurements shall be as per Standard Method of Measurements (SMM) - 2008 Edition</p>	
	<p><i>Carried to collection</i></p>	

Item	Description	Amount KSh
A	<p><b>FLOOR AREAS</b></p> <p><b>Dormitory</b></p> <p>Ground Floor = 1,063 SM</p> <p>First Floor = 871 SM</p> <p>Second Floor = 818 SM</p> <p>Roof Level = 10 SM</p> <p><b>Total floor area = 2,763 SM</b></p> <p>Storey height = 9.0 Meters</p>	
B	<p><b>LOCATION OF SITE</b></p> <p>The sites of the proposed works is <b>Kenya Institute for the Blind, Nairobi County</b>.The Contractor is advised to visit the site, to familiarize with the nature and position of the site. No claims arising from the Contractor’s failure to do so will be entertained.</p>	
C	<p><b>SIGNING OF THE TENDER DOCUMENTS</b></p> <p>The bidder shall append his / her signature and / or company ‘s rubberstamp on each and every page of tender document.</p>	
D	<p><b>DEMOLITIONS AND ALTERATIONS</b></p> <p>The Contractor is to allow for all temporary protection required during the works including ordinary and special dust screens, hoardings, barriers, warning signs, etc as directed by the Project Manager and as necessary for the adequate propping and protection of existing property, finishes, workmen employed on the site, employer’s agents and the public. Any damage or loss incurred due to the insufficiency of such protection must be made good by the Contractor. All protective devices are to be removed on completion of the works and any necessary making good consequent upon this is to be executed to the satisfaction of the Project Manager.</p> <p>The works shall be propped, strutted and supported as necessary before any alteration or demolition work commences. Prices shall include for all cleaning and preparatory work to structure and finishes and for making good to all finishes on completion whether or not specifically described.</p> <p>Unless described as set aside for re-use all arising debris and surplus materials shall be carefully removed from building and carted away from site.</p> <p>The Contractor shall be entirely responsible for any breakage or damage which may occur to materials required for re-use during their removal unless it is certified by the Project Manager that such damage or breakage was inevitable as a result of the condition of the item concerned.</p>	
	<p><i>Carried to collection</i></p>	

Item	Description	Amount KSh
A	<p><b>CLEARING AWAY</b></p> <p>The Contractor shall remove all temporary works, rubbish, debris and surplus materials from the site as they accumulate and upon completion of the works, remove and clear away all plant, equipment, rubbish, unused materials and stains and leave in a clean and tidy state to the reasonable satisfaction of the Project Manager.</p> <p>The whole of the works shall be delivered up clean, complete and in perfect condition in every respect to the satisfaction of the Project Manager.</p>	
B	<p><b>CLAIMS</b></p> <p>It shall be a condition of this contract that upon it becoming reasonably apparent to the Contractor that he has incurred losses and / or expenses due to any of the contract conditions, or by any other reason whatsoever, he shall present such a claim or intent to claim notice to the PROJECT MANAGER within the contract period. No claim shall be entertained upon the expiry of the said contract period.</p>	
C	<p><b>PAYMENTS</b></p> <p>The tenderer's attention is drawn to the fact payment is based on work done and materials delivered to site on intervals as described in the Special Conditions of Contract. The Contract may request for advance payment as stated in the Special Conditions of Contract. The Procuring Entity will honor this as an interest-free loan for mobilization and cashflow support to the contractor upon receipt of an Advance Payment Guarantee.</p>	
D	<p><b>PREVENTION OF ACCIDENT, DAMAGE OR LOSS</b></p> <p>The Contractor is notified that these works are to be carried out on a restricted site where the client is going on with other normal activities. The Contractor is thus instructed to take reasonable care in the execution of the works as to prevent accidents, damage or loss and disruption of activities being carried out by the Client. The Contractor shall allow in his rates any expense he deemed necessary by taking such care within the site.</p>	
E	<p><b>WORKING CONDITIONS</b></p> <p>The Contractor shall allow in his rates for any interference that he may encounter in the course of the works for the Client may in some cases ask the Contractor not to proceed with the works until some activities within the site are completed, as the facility will be operating as usual during the course of the contract.</p>	
F	<p><b>SIGNBOARD</b></p> <p>Allow for providing, erecting, maintaining throughout the course of the Contract and afterwards clearing away a signboard as designed, specified and approved by the Project Manager.</p>	
G	<p><b>LABOUR CAMPS</b></p> <p>The Contractor shall not be allowed to house labour on site. Allow for transporting workers to and from the site during the tenure of the contract.</p>	
	<p><i>Carried to collection</i></p>	

Item	Description	Amount KSh
A	<p><b>MATERIALS FROM DEMOLITIONS</b></p> <p>Any materials arising from demolitions and not re-used shall become the property of the client. The Contractor shall allow in his rates the cost of disposing the demolished materials as directed.</p>	
B	<p><b>PRICING RATES</b></p> <p>The tenderer shall include for all costs in executing the whole of the works, including transport, replacing damaged items, fixing, all to comply with the said Conditions of Contract.</p>	
C	<p><b>SECURITY</b></p> <p>The Contractor shall allow for providing adequate security for the works and the workers in the course of execution of this contract. No claim will be entertained from the Contractor for not maintaining adequate security for both the works and workers.</p>	
D	<p><b>URGENCY OF THE WORKS</b></p> <p>The Contractor is notified that these “ <b>works are urgent</b>” and should be completed within the period stated in these Particular Preliminaries.</p> <p>The Contractor shall allow in his rates for any costs he/ she deems that he/she may incur by having to complete these works within the stipulated contract period.</p>	
E	<p><b>PAYMENT FOR MATERIALS ON SITE</b></p> <p>All materials for incorporation in the works must be stored on site before payment is effected, unless specifically exempted by the Project Manager. This is to include materials of the Contractor, nominated sub-Contractors and nominated suppliers.</p>	
F	<p><b>EXISTING SERVICES</b></p> <p>Prior to the commencement of any work, the Contractor is to ascertain from the relevant authority the exact position, depth and level of all existing services in the area and he/she shall make whatever provisions may be required by the authorities concerned for the support, maintenance and protection of such services.</p>	
G	<p><b>CONTRACT COMPLETION PERIOD</b></p> <p>The contract completion period in accordance with the Conditions of contract must be adhered to.</p> <p>The ‘PROJECT MANAGER’ shall strictly monitor the Contractors progress in relation to the progress chart and should it be found necessary the ‘PROJECT MANAGER’ shall inform the Contractor in writing that his actual performance on site is not satisfactory .In all such cases the Contractor shall accelerate his rate of performance production and progress by all means such as additional labour,plant, e.t.c and working overtime all at his cost.</p>	
	<p><i>Carried to collection</i></p>	

Item	Description	Amount KSh
A	<p><b>PERFORMANCE BOND</b></p> <p>A bond of 5% of the contract sum will be required in accordance with the Special Conditions of Contract on award of contract. No payment on account for the works executed will be made to the contractor until he has submitted the Performance Bond to the Project Manager duly signed, sealed and stamped from an approved Bank.</p>	
B	<p><b>TENDER DOCUMENTS</b></p> <p>Tender documents are as listed in Page (i) of the Tender Document.</p>	
C	<p><b>DELIVERY OF TENDER</b></p> <p>Tenders and all documents in connection therewith, as specified above must be delivered in the addressed envelope which should be properly sealed and deposited at the offices as specified in the letter accompanying these documents or as indicated in the advertisement.</p> <p>Tenders will be opened at the time specified in the letter accompanying these Tender Documents or as indicated in the advertisement. Tenders delivered/received later than the above time will not be opened.</p>	
D	<p><b>VALUE ADDED TAX</b></p> <p>The Contractor’s attention is drawn to the Legal Notice in the Finance Act part 3 Section 21(b) operative from 1<sup>st</sup> September, 1993 which requires payment of VAT on all contracts. The Contractor should therefore include allowance in his rates and prices for prices for VAT and any other Government taxes currently in force.</p> <p>The tenderer is advised that in accordance with Government public notice No. 35 &amp; 36 Dated 11<sup>th</sup> September 2003 operational from 1<sup>st</sup> October 2003, VAT will be deducted against the contract sum at the prevailing rate by the Employer and remitted directly to the Commissioner of VAT through all interim certificates. It should however be noted that this is not additional tax but a new mode of payment for VAT, any excess payment will be refundable once the Contractor has submitted monthly returns to the Commissioner of VAT who will do the refunds when satisfied that the VAT regulations have been complied with.</p>	
E	<p><b>PPRA LEVY</b></p> <p>The tenderer’s attention is drawn to the PPRA Circular No. 01/2024 of 30th August 2024 on Capacity Building Levy Order 2023 which provides that <i>"there shall be a levy by a supplier on all procurement contracts signed between the supplier and a procuring entity, at a rate of zero point three per centum (0.03%) of the value of the signed contract, exclusive of applicable taxes."</i></p> <p>The tenderer is advised to price this at the Grand Summary page as a provision has been made for pricing.</p>	
F	<p><b>EXISTING BUILDING MATERIALS</b></p> <p>NOTE: Any materials found usable for the works shall be given to the contractor on credit with the approval of the client</p>	
	<p><b>Carried to collection</b></p>	

Item	Description	Amount KSh
	<p><b>SUBSISTENCE</b></p> <p>A Provide for facilitation for the project management supervisory team for the duration of the contract worth Kenya Shillings <b>Five Hundred Thousand (kshs. 500,000.00) Only</b> for Project Management, Site visits and inspections for Ministry of Lands, Public Works, Housing, and Urban Development Officers for the duration of the contract period.</p> <p>Allow for Contractor's profit and overheads (-----%)</p> <p>B Provide a provisional sum of Kenya Shillings <b>Four Hundred Thousand (Kshs 400,000.00)</b> only for <b>Clerk of works</b> expenses.</p> <p>Allow for Contractor's profit and overheads (-----%)</p>	<p>500,000.00</p> <p>400,000.00</p>
	<i>Carried to collection</i>	

Item	Description	Amount KSh
	<p><b><u>PARTICULARS OF INSERTIONS TO BE MADE IN APPENDIX TO CONTRACT AGREEMENT</u></b></p>	
	<p>The following are the insertions to be made in the appendix to the Contract Agreement: -</p>	
	<p><b>Period of Final Measurement</b>      3 Months From Practical completion</p>	
	<p><b>Defects Liability Period</b>          6 Months from Practical completion</p>	
	<p><b>Date for Possession</b>                To be agreed with the Project Manager</p>	
	<p><b>Date for Completion</b>                As stated in the Special Conditions of Contract</p>	
	<p><b>Liquidated and Ascertained</b>      As stated in the Special Conditions of Contract</p>	
	<p><b>Prime cost</b> sums for which .....</p>	
	<p>The Contractor desires to tender .....</p>	
	<p><b>Period of Interim Certificates</b>                Monthly</p>	
	<p><b>Period of Honouring Certificates</b>                60 days</p>	
	<p><b>Percentage of Certified Value Retained</b>                10%</p>	
	<p><b>Limit of Retention Fund</b>                                10%</p>	
	<p><i>Carried to collection</i></p>	

Item	Description	Amount KSh
	<b><u>COLLECTION</u></b>	
	Brought forward from page PP/1	
	Brought forward from page PP/2	
	Brought forward from page PP/3	
	Brought forward from page PP/4	
	Brought forward from page PP/5	
	Brought forward from page PP/6	
	Brought forward from page PP/7	
	Brought forward from page PP/8	
<b>TOTAL FOR PARTICULAR PRELIMINARIES CARRIED TO GRAND SUMMARY</b>		

# GENERAL PRELIMINARIES

Item	Description	Amount KSh
	<p><b>GENERAL PRELIMINARIES</b></p> <p><b>A. PRICING OF ITEMS OF PRELIMINARIES AND PREAMBLES</b></p> <p>Prices will be inserted against items of Preliminaries in the Contractor's priced Bills of Quantities and Specification.</p> <p>The Contractor shall be deemed to have included in his prices or rates for the various items in the Bills of Quantities or Specification for all costs involved in complying with all the requirements for the proper execution of the whole of the works in the Contract.</p> <p><b>B. ABBREVIATIONS</b></p> <p>Throughout these Bills, units of measurement and terms are abbreviated and shall be interpreted as follows:-</p> <p><i>C.M.</i>                      Shall mean cubic metre</p> <p><i>S.M.</i>                      Shall mean square metre</p> <p><i>L.M.</i>                      Shall mean linear metre</p> <p><i>MM</i>                        Shall mean Millimetre</p> <p><i>Kg.</i>                        Shall mean Kilogramme</p> <p><i>No.</i>                        Shall mean Number</p> <p><i>Prs.</i>                        Shall mean Pairs</p> <p><b>B.S.</b>                      Shall mean the British Standard specification      Published by the British Standards Institution, 2 Park Street, London W.I., England.</p> <p><i>Ditto</i>                      Shall mean the whole of the preceding description except as qualified in the description in which it occurs.</p> <p><i>m.s.</i>                        Shall mean measured separately.</p> <p><i>a.b.d</i>                        Shall mean as before described.</p>	
	<i>Carried to collection</i>	

Item	Description	Amount KSh
A.	<p><b>EXCEPTION TO THE STANDARD METHOD OF MEASUREMENT</b></p> <p><i>Attendance</i> ; Clause B19(a) of the Standard Method of Measurement is deleted and the following clause is substituted:-</p> <p>Attendance on nominated Sub-Contractors shall be given as an item in each case shall be deemed to include: allowing use of standing scaffolding, mess rooms, sanitary accommodation and welfare facilities; provision of special scaffolding where necessary; providing space for office accommodation and for storage of plant and materials; providing light and water for their work: clearing away rubbish; unloading checking and hoisting: providing electric power and removing and replacing duct covers, pipe casings and the like necessary for the execution and testing of Sub- Contractors' work and being responsible for the accuracy of the same.</p> <p><b>Fix Only:-</b></p> <p>"Fix Only" shall mean take delivery at nearest railway station (Unless otherwise stated), pay all demurrage charges, load and transport to site where necessary, unload, store, unpack, assemble as necessary, distribute to position, hoist and fix only.</p>	
B	<p><b>FORM OF CONTRACT</b></p> <p>The Form of Contract shall be as stipulated in the Republic of Kenya's Standard Tender Document for Procurement of Building Works (2021 Edition) included herein:</p> <p>The Conditions of Contract are also included herein</p> <p><i>Conditions of Contract</i></p> <p>These are numbered from 1 to 20 as set out in the standard tender document</p> <p>Particulars of insertions to be made in the Appendix to the Contract Agreement will be found in the Particular Preliminaries part of these Bills of Quantities</p>	
C	<p><b>PLANT, TOOLS AND VEHICLES</b></p> <p>Allow for providing all scaffolding, plant, tools and vehicles required for the works except in so far as may be stated otherwise herein and except for such items specifically and only required for the use of nominated Sub-Contractors as described herein. No timber used for scaffolding, formwork or temporary works of any kind shall be used afterwards in the permanent work.</p>	
D	<p><b>TRANSPORT.</b></p> <p>Allow for transport of workmen, materials, etc., to and from the site at such hours and by such routes as may be permitted by the competent authorities.</p>	
	<p><i>Carried to collection</i></p>	

Item	Description	Amount KSh
A	<p><b>MATERIALS AND WORKMANSHIP.</b></p> <p>All materials and workmanship used in the execution of the work shall be of the best quality and description unless otherwise stated. The Contractor shall order all materials to be obtained from overseas immediately after the Contract is signed and shall also order materials to be obtained from local sources as early as necessary to ensure that they are onsite when required for use in the works. The Bills of Quantities shall not be used for the purpose of ordering materials.</p>	
B	<p><b>SIGN FOR MATERIALS SUPPLIED.</b></p> <p>The Contractor will be required to sign a receipt for all articles and materials supplied by the PROJECT MANAGER at the time of taking deliver thereof, as having received them in good order and condition, and will thereafter be responsible for any loss or damage and for replacements of any such loss or damage with articles and/or materials which will be supplied by the PROJECT MANAGER at the current market prices including Customs Duty and V.A.T., all at the Contractor's own cost and expense, to the satisfaction of the PROJECT MANAGER.</p>	
C	<p><b>STORAGE OF MATERIALS</b></p> <p>The Contractor shall provide at his own risk and cost where directed on the site weather proof lock-up sheds and make good damaged or disturbed surfaces upon completion to proof lock-up sheds and make good damaged or disturbed surfaces upon completion to the satisfaction of the PROJECT MANAGER Nominated Sub-Contractors are to be made liable for the cost of any storage accommodation provided especially for their use.</p>	
D	<p><b>SAMPLES</b></p> <p>The Contractor shall furnish at his own cost any samples of materials or workmanship including concrete test cubes required for the works that may be called for by the PROJECT MANAGER for his approval until such samples are approved by the PROJECT MANAGER and the PROJECT MANAGER, may reject any materials or workmanship not in his opinion to be up to approved samples. The PROJECT MANAGER shall arrange for the testing of such materials as he may at his discretion deem desirable, but the testing shall be made at the expense of the Contractor and not at the expense of the PROJECT MANAGER. The Contractor shall pay for the testing in accordance with the current scale of testing charges laid down by the Ministry of Public Works.</p> <p>The procedure for submitting samples of materials for testing and the method of marking for identification shall be as laid down by the PROJECT MANAGER The Contractor shall allow in his tender for such samples and tests except those in connection with nominated sub-contractors' work.</p>	
	<p><i>Carried to collection</i></p>	

Item	Description	Amount KSh
A	<p><b>GOVERNMENT ACTS REGARDING WORK, PEOPLE ETC.</b></p> <p>Allow for complying with all Government Acts, Orders and Regulations in connection with the employment of Labour and other matters related to the execution of the works. In particular the Contractor's attention is drawn to the provisions of the Factory Act 1950 and his tender must include for all costs arising or resulting from compliance with any Act, Order or Regulation relating to Insurances, pensions and holidays for workpeople or so the safety, health and welfare of the work people.</p> <p>The Contractor must make himself fully acquainted with current Acts and Regulations, including Police Regulations regarding the movement, housing, security and control of labour, labour camps , passes for transport, etc. It is most important that the Contractor, before tendering, shall obtain from the relevant Authority the fullest information regarding all such regulations and/or restrictions which may affect the organisation of the works, supply and control of labour, etc., and allow accordingly in his tender. No claim in respect of want of knowledge in this connection will be entertained.</p>	
B	<p><b>SECURITY OF WORKS ETC.</b></p> <p>The Contractor shall be entirely responsible for the security of all the works stores, materials, plant, personnel, etc., both his own and sub-contractors' and must provide all necessary watching, lighting and other precautions as necessary to ensure security against theft, loss or damage and the protection of the public.</p>	
C	<p><b>PUBLIC AND PRIVATE ROADS.</b></p> <p>Maintain as required throughout the execution of the works and make good any damage to public or private roads arising from or consequent upon the execution of the works to the satisfaction of the local and other competent authority and the PROJECT MANAGER.</p>	
D	<p><b>EXISTING PROPERTY.</b></p> <p>The Contractor shall take every precaution to avoid damage to all existing property including roads, cables, drains and other services and he will be held responsible for and shall make good all such damage arising from the execution of this contract at his own expense to the satisfaction of the PROJECT MANAGER</p>	
E	<p><b>VISIT SITE AND EXAMINE DRAWINGS.</b></p> <p>The Contractor is recommended to examine the drawings and visit the site the location of which is described in the Particular Preliminaries hereof. He shall be deemed to have acquainted himself therewith as to its nature, position, means of access or any other matter which, may affect his tender. No claim arising from his failure to comply with this recommendation will be considered.</p>	
	<p><i>Carried to collection</i></p>	

Item	Description	Amount KSh
A	<p><b>ACCESS TO SITE AND TEMPORARY ROADS.</b></p> <p>Means of access to the Site shall be agreed with the PROJECT MANAGER prior to commencement of the work and Contractor must allow for building any necessary temporary access roads (approximately 70 metres long) for the transport of the materials, plant and workmen as may be required for the complete execution of the works including the provision of temporary culverts, crossings, bridges, or any other means of gaining access to the Site. Upon completion of the works, the Contractor shall remove such temporary access roads; temporary culverts, bridges, etc., and make good and reinstate all works and surfaces disturbed to the satisfaction of the PROJECT MANAGER.</p>	
B	<p><b>AREA TO BE OCCUPIED BY THE CONTRACTOR</b></p> <p>The area of the site which may be occupied by the Contractor for use of storage and for the purpose of erecting workshops, etc., shall be defined on site by the PROJECT MANAGER</p>	
C	<p><b>OFFICE ETC. FOR THE PROJECT MANAGER</b></p> <p>The Contractor shall provide, erect and maintain where directed on site a properly ventilated lockable office for the consultants, having a minimum floor area of 40 Square Metres complete with furniture (Tables, chairs e.t.c). Provision shall be made for artificial lighting and cleaning facilities for the duration of the works. Upon completion the Contractor shall dismantle and clear away the office. He shall also provide a strong metal trunk complete with strong hasp and staple fastening and two keys. He shall provide, erect and maintain a lock-up type water or bucket closet for the sole use of the PROJECT MANAGER including making temporary connections to the drain where applicable to the satisfaction of Government and Medical Officer of Health and shall provide services of cleaner and pay all conservancy charges and keep both office and closet in a clean and sanitary condition from commencement to the completion of the works and dismantle and make good disturbed surfaces. The office and closet shall be completed before the Contractor is permitted to commence the works. The Contractor shall make available on the Site as and when required by the "PROJECT MANAGER" a modern and accurate level together with levelling staff, ranging rods and 50 metre metallic or linen tape.</p>	
D	<p><b>WATER AND ELECTRICITY SUPPLY FOR THE WORKS</b></p> <p>The Contractor shall provide at his own risk and cost all necessary water, electric light and power required for use in the works. The Contractor must make his own arrangements for connection to the nearest suitable water main and for metering the water used. He must also provide temporary tanks and meters as required at his own cost and clear away when no longer required and make good on completion to the entire satisfaction of the PROJECT MANAGER . The Contractor shall pay all charges in connection herewith. No guarantee is given or implied that sufficient water will be available from mains and the Contractor must make his own arrangements for augmenting this supply at his own cost. Nominated Sub--contractors are to be made liable for the cost of any water or electric current used and for any installation provided especially for their own use.</p>	
	<i>Carried to collection</i>	

Item	Description	Amount KSh
A	<p><b>SANITATION OF THE WORKS</b></p> <p>The Sanitation of the works shall be arranged and maintained by the Contractor to the satisfaction of the Government and/or Local Authorities, Labour Department and the PROJECT MANAGER.</p>	
B	<p><b>SUPERVISION AND WORKING HOURS</b></p> <p>The works shall be executed under the direction and to the entire satisfaction in all respects of the PROJECT MANAGER who shall at all times during normal working hours have access to the works and to the yards and workshops of the Contractor and sub-Contractors or other places where work is being prepared for the contract.</p> <p>The term "Provisional Sum" wherever used in these Bills of Quantities shall have the meaning stated in Section A item A7(i) of the Standard Method of Measurement. Such sums are net and no addition shall be made to them for profit.</p>	
C	<p><b>PRIME COST (OR P.C.) SUMS.</b></p> <p>The term "Prime Cost Sum" or "P.C. Sum" wherever used in these Bills of Quantities shall have the meaning stated in Section A item A7 (ii) of the Standard Method of Measurement. Persons or firms nominated by the PROJECT MANAGER to execute work or to provide and fix materials or goods as stated in the Conditions of Contract are described herein as Nominated Sub-Contractors. Persons or firms so nominated to supply goods or materials are described herein as Nominated Suppliers.</p>	
D	<p><b>PROGRESS CHART.</b></p> <p>The Contractor shall provide within two weeks of Possession of Site and in agreement with the PROJECT MANAGER a Progress Chart for the whole of the works including the works of Nominated Sub-Contractors ; one copy to be handed to the PROJECT MANAGER and a further copy to be retained on Site. Progress to be recorded and chart to be amended as necessary as the work proceeds.</p>	
E	<p><b>ADJUSTMENT OF P.C. SUMS.</b></p> <p>In the final account all P.C. Sums shall be deducted and the amount properly expended upon the PROJECT MANAGER'S order in respect of each of them added to the Contract sum. The Contractor shall produce to the PROJECT MANAGER such quotations, invoices or bills, properly receipted, as may be necessary to show the actual details of the sums paid by the Contractor. Items of profit upon P.C. Sums shall be adjusted in the final account pro-rata to the amount paid. Items of "attendance" (as previously described) following P.C. Sums shall be adjusted pro-rata to the physical extent of the work executed (not pro-rata to the amount paid) and this shall apply even though the Contractor's priced Bill shows a percentage in the rate column in respect of them.</p> <p>Should the Contractor be permitted to tender and his tender be accepted of any work for which a P.C. Sum is included in these Bill of Quantities profit and attendance will be allowed at the same rate as it would be if the work were executed by a Nominated Sub-Contractor.</p>	
	<i>Carried to collection</i>	

Item	Description	Amount KSh
A	<p><b>NOMINATED SUB-CONTRACTORS</b></p> <p>When any work is ordered by the PROJECT MANAGER to be executed by nominated sub-contractors, the Contractor shall enter into sub-contracts as described in the Conditions of Contract and shall thereafter be responsible for such sub-contractors in every respect. Unless otherwise described the Contractor is to provide for such Sub-Contractors any or all of the facilities described in these Preliminaries. The Contractor should price for these with the nominated Sub-contract Contractor's work concerned in the P.C. Sums under the description "add for Attendance".</p>	
B	<p><b>DIRECT CONTRACTS</b></p> <p>Notwithstanding the foregoing conditions, the Government reserves the right to place a "Direct Contract" for any goods or services required in the works which are covered by a P.C. Sum in the Bills of Quantities and to pay for the same direct. In any such instances, profit relative to the P.C. Sum the priced Bills of Quantities will be adjusted as described for P.C. Sums and allowed.</p>	
C	<p><b>ATTENDANCE UPON OTHER TRADESMEN, ETC.</b></p> <p>The Contractor shall allow for the attendance of trade upon trade and shall afford any tradesmen or other persons employed for the execution of any work not included in this Contract every facility for carrying out their work and also for use of his ordinary scaffolding. The Contractor, however, shall not be required to erect any special scaffolding for them. The Contractor shall perform such cutting away for and making good after the work of such tradesmen or persons as may be ordered by the PROJECT MANAGER and the work will be measured and paid for to the extent executed at rates provided in these Bills.</p>	
D	<p><b>REMOVAL OF RUBBISH</b></p> <p>Removal of rubbish and debris from the Building and the site as it accumulates and at the completion of the works and removal all plant, scaffolding and unused materials at completion.</p>	
E	<p><b>INSURANCE</b></p> <p>The Contractor shall insure as required in the Conditions of Contract. No payment on account of the work executed will be made to the Contractor until he has satisfied the PROJECT MANAGER either by production of an Insurance Policy or and Insurance Certificate that the provision of the foregoing Insurance Clauses have been complied with in all respects. Thereafter the PROJECT MANAGER shall from time to time ascertain that premiums are duly paid up by the Contractor who shall if called upon to do so, produce the receipted premium renewals for the PROJECT MANAGER's inspection.</p>	
F	<p><b>PROVISIONAL WORK</b></p> <p>All work described as "Provisional" in these Bills of Quantities is subject to remeasurement in order to ascertain the actual quantity executed for which payment will be made. All "Provisional" and other work liable to adjustment under this Contract shall left uncovered for a reasonable time to allow all measurements needed for such adjustment to be taken by the PROJECT MANAGER Immediately the work is ready for measuring, the Contractor shall give notice to the PROJECT MANAGER so directs uncover the work to enable all measurements to be taken and afterwards reinstate at his own expense.</p>	
	<i>Carried to collection</i>	

Item	Description	Amount KSh
A	<p><b>ALTERATIONS TO BILLS, PRICING, ETC.</b></p> <p>Any unauthorised alteration or qualification made to the text of the Bills of Quantities may cause the Tender to be disqualified and will in any case be ignored. The Contractor shall be deemed to have made allowance in his prices generally to cover any items against which no price has been inserted in the priced Bills of Quantities. All items of measured work shall be priced in detail and the Tenders containing Lump Sums to cover trades or groups of work must be broken down to show the price of each item before they will be accepted.</p>	
B	<p><b>BLASTING OPERATIONS</b></p> <p>Blasting will only be allowed with the express permission of the PROJECT MANAGER in writing. All blasting operations shall be carried out at the Contractor's sole risk and cost in accordance with any Government regulations in force for the time being, and any special regulations laid down by the PROJECT MANAGER governing the use and storage of explosives.</p>	
C	<p><b>MATERIALS ARISING FROM EXCAVATIONS</b></p> <p>Materials of any kind obtained from the excavations shall be the property of the Government. Unless the PROJECT MANAGER directs otherwise such materials shall be dealt with as provided in the Contract. Such materials shall only be used in the works, in substitution of materials which the Contractor would otherwise have had to supply with the written permission of the PROJECT MANAGER Should such permission be given, the Contractor shall make due allowance for the value of the materials so used at a price to be agreed.</p>	
D	<p><b>PROTECTION OF THE WORKS.</b></p> <p>Provide protection of the whole of the works contained in the Bills of Quantities,including casing , casing up, covering or such other means as may be necessary to avoid damage to the satisfaction of the PROJECT MANAGER and remove such protection when no longer required and make good any damage which may nevertheless have been done at completion free of cost to the Government.</p>	
E	<p><b>WORKS TO BE DELIVERED UP CLEAN</b></p> <p>Clean and flush all gutters, rainwater and waste pipes, manholes and drains, wash (except where such treatment might cause damage) and clean all floors, sanitary fittings, glass inside and outside and any other parts of the works and remove all marks, blemishes, stains and defects from joinery, fittings and decorated surfaces generally, polish door furniture and bright parts of metalwork and leave the whole of the buildings watertight, clean, perfect and fit for occupation to the approval of the PROJECT MANAGER.</p>	
F	<p><b>GENERAL SPECIFICATION.</b></p> <p>For the full description of materials and workmanship, method of execution of the work and notes for pricing, the Contractor is referred to the Ministry of Roads and Public Works and Housing General Specification dated 1976 or any subsequent revision thereof which is issued as a separate document, and which shall be allowed in all respects unless it conflicts with the General Preliminaries, Trade Preambles or other items in these Bills of Quantities.</p>	
	<i>Carried to collection</i>	

Item	Description	Amount KSh
A	<p><b>TRAINING LEVY</b></p> <p>The Contractor's attention is drawn to the legal notice which requires payment by the Contractor of a Training Levy at the rate of 1/4 % of the Contract sum on all contracts of more than KShs. 1,000,000.00 in value.</p>	
B	<p><b>MATERIALS ON SITE</b></p> <p>All materials for incorporation in the works must be stored on or adjacent to the site before payment is effected unless specifically exempted by the PROJECT MANAGER. This includes the materials of the Main Contractor, Nominated Sub-Contractors and Nominated Suppliers.</p>	
C	<p><b>HOARDING</b></p> <p>The Contractor shall enclose the site or part of the works under construction with a hoarding 2400 mm high consisting of iron sheets on 100 x 50 mm timber posts firmly secured at 1800 mm centres with two 75 x 50 mm timber rails. The Contractor is in addition required to take all precautions necessary for the safe custody of the works, materials, plant, public and Employer's property on the site.</p>	
D	<p><b>CONTRACTOR'S SUPERINTENDENCE/SITE AGENT</b></p> <p>The Contractor shall constantly keep on the works a literate English speaking Agent or Representative, competent and experienced in the kind of work involved who shall give his whole experience in the kind of work involved and shall give his whole time to the superintendence of the works. Such Agent or Representative shall receive on behalf of the Contractor all directions and instructions from the Project Manager and such directions shall be deemed to have been given to the Contractor in accordance with the Conditions of Contract.</p>	
	<p><i>Carried to collection</i></p>	

Item	Description	Amount KSh
	<b><u>COLLECTION</u></b>	
	Brought Forward From Page GP/1	
	Brought Forward From Page GP/2	
	Brought Forward From Page GP/3	
	Brought Forward From Page GP/4	
	Brought Forward From Page GP/5	
	Brought Forward From Page GP/6	
	Brought Forward From Page GP/7	
	Brought Forward From Page GP/8	
	Brought Forward From Page GP/9	
	<b>TOTAL FOR GENERAL PRELIMINARIES CARRIED TO GRAND SUMMARY</b>	

# GROUND FLOOR

ITEM	DESCRIPTION	UNIT	QTY	RATE	AMOUNT
	<b>SECTION 3 GROUND FLOOR</b>				
	<b>FINISHES</b>				
	<b>ELEMENT NO. 1 STAIRCASE &amp; RAMP</b>				
	<i>12mm thick ( minimum ) two coat cement, sand and lime plaster (1:1:6) with PVC edge and corner strip as described to:-</i>				
A	Sloping soffits of Ramp  <i>Cement and sand (1:3) screeds, backings, beds etc</i>	SM	96		
B	30mm thick bed to ramp  <i>Hack the existing screed surface and repair cracks &amp; loose areas and expose textured layer to receive terrazzo paving on;</i>	SM	96		
C	Landing slabs	SM	11		
D	Treads	LM	106		
E	Risers	LM	118		
F	Skirting	LM	13		
G	Profile of treads and risers  <i>Terrazzo paving to architect's approval; complete with and including plastic dividing strips set flush with paving; machine polished</i>	LM	38		
H	20mm thick to landing slabs	SM	11		
J	20 x 300mm wide paving to treads	LM	106		
K	20 x 150mm high paving to risers	LM	118		
L	10 x 150mm high skirting	LM	13		
M	Ditto to profile of treads and risers	LM	38		
N	Extra over treads for non-slip caborandum strip	LM	106		
P	20 mm thick bed to ramp slab	SM	96		
<b>Total Carried to Collection</b>					

ITEM	DESCRIPTION	UNIT	QTY	RATE	AMOUNT
	<u>Skimming</u>				
	<u>Carefully prepare the plastered surfaces by sanding and skimming to achieve the smooth surface</u>				
A	Plastered soffits of landings and staircase	SM	115		
B	Ditto; to ramp	SM	96		
	<u>Painting and decorating</u>				
	<u>Prepare and apply three coats first quality silk vinyl emulsion paint on:-</u>				
C	Plastered soffits of landings and staircase	SM	115		
D	Ditto; to ramp	SM	96		
	<u>Balustrading and Railing - (Provisional)</u>				
	<u>Staircase railing; In Mild Steel;</u>				
E	60mm diameter mild steel handrail; fixed to the wall	LM	36		
F	50mm diameter mild steel handrail	LM	84		
G	40mm thick vertical balustrades at 900mm centres	LM	93		
H	30 x 30mm mild steel flat intermediate rails	LM	336		
J	25mm intermediate balusters at 150mm centres	LM	168		
	<u>Ramp railing; In Mild Steel;</u>				
K	50mm diameter mild steel handrail	LM	192		
L	40mm thick vertical balustrades at 900mm centres	LM	214		
M	30 x 30mm mild steel flat intermediate rails	LM	768		
N	25mm intermediate balusters at 150mm centres	LM	460		
	<b><u>Apply etching primer, apply one coat primer, one undercoat on metal work</u></b>				
P	Metal surfaces; 0-100 mm girth	SM	2,351		
	<b><u>Apply two Gloss finishing coats; on metal work</u></b>				
Q	Metal surfaces; 0-100 mm girth	SM	2,351		
<b>Total Carried to Collection</b>					

ITEM	DESCRIPTION	UNIT	QTY	RATE	AMOUNT
	<b><u>COLLECTION</u></b>				
	Carried from page GF/1				
	Carried from page GF/2				
	<b><u>ELEMENT NO. 1</u></b> <b>STAIRCASE FINISHES</b>				Carried to the Main summary

ITEM	DESCRIPTION	UNIT	QTY	RATE	AMOUNT
<b>SECTION 3 GROUND FLOOR</b>					
<b>ELEMENT NO. 2 - EXTERNAL FINISHES</b>					
<u><i>External Floor finishes</i></u>					
<u><i>Hack the existing screed surface and repair cracks &amp; loose areas and expose textured layer to receive non slip ceramic tiles</i></u>					
A	Screeded floor surface	SM	272		
B	Screeded floor surface	SM	133		
<u><i>Floor Tiles</i></u>					
C	Allow a rate of Kshs. 2,500 per square metre for purchase of 600 x 600 x 10mm thick Premium quality non-slip ceramic tiles (To Architect's Approval) in regular or other approved pattern	SM	272	2,500.00	680,000.00
D	Allow a rate of Kshs. 2,200 per square metre for purchase of 400 x 400 x 10mm thick Non-slip ceramic tiles (To Architect's Approval) in regular or other approved pattern	SM	133	2,200.00	292,600.00
E	Ditto to 100mm high skirtings	LM	187	250.00	46,750.00
<u><i>Add for wastage, transport and fixing on site: to floor on prepared screed (m.s); with proprietary adhesive; jointed and pointed in matching coloured proprietary grouting; aluminium threshold ,including pvc spacers and expansion joint as necessary: all to Architect's approval.</i></u>					
F	600 x 600 x 10mm thick; butt joints both ways; to cement sand base (m/s); to floors level - <b>Passage &amp; Entrance Lobby</b>	SM	272		
G	400 x 400 x 10mm thick Non-slip ; butt joints both ways; to cement sand base (m/s); to floors level - <b>Laundry area</b>	SM	133		
H	Ditto to 100mm high skirtings	LM	187		
<u><i>External wall finishes</i></u>					
<u><i>Wirebrush to remove laitance &amp; dust; clean the surface properly to receive ceramic wall tiles.</i></u>					
J	Rendered surface	SM	95		
<u><i>Wall Tiles</i></u>					
K	Allow a rate of Kshs. 2,200 per square metre for purchase of 400 x 250 x 10mm thick Premium quality non-slip ceramic tiles (To Architect's Approval) in regular or other approved pattern	SM	95	2,200.00	209,000.00
<b>Total Carried to Collection</b>					

ITEM	DESCRIPTION	UNIT	QTY	RATE	AMOUNT
	<i>Add for wastage, transport and fixing on site: to floor on prepared screed (m.s); with proprietary adhesive; jointed and pointed in matching coloured proprietary grouting: aluminium threshold ,including pvc spacers and expansion joint as necessary: all to Architect's approval.</i>				
A	400 x 250 x 10mm thick; butt joints both ways; to cement sand base (m/s); to floors level  <b><u>Skimming</u></b>  <i>Carefully prepare surfaces by sanding and skimming with gypsum powder to achieve the smooth surface on;</i>	SM	95		
B	Plastered surfaces  <i>Prepare and apply three coats exterior quality silicon based external antifungal paint(including skimming): colour to approval by application strictly in accordance with suppliers printed instructions</i>	SM	1,257		
C	Plastered vertical wall/concrete surfaces  <b><u>Ceiling finishes</u></b>  <i>12.5mm Moist Resistant Gypsum board on '63.5mm moist resistant steel studwork as Donn ultrasteel or other equal and approved complete with metal ceiling trims as per manufacturers printed instruction and Architect's Details and manufacturer's printed instructions</i>	SM	1,257		
D	12 mm thick ceiling; horizontal ; <b>Entrance Porch &amp; Reception</b>	SM	109		
E	Extra over bulkhead	SM	10		
F	75 x 75mm Cornice  <b><u>Skimming</u></b>  <i>Carefully prepare surfaces by sanding and skimming with gypsum powder to achieve the smooth surface on;</i>	LM	22		
G	Plastered surfaces	SM	356		
H	Gypsum surfaces	SM	119		
J	Cornice; 0-100 mm	LM	22		
<b>Total Carried to Collection</b>					

ITEM	DESCRIPTION	UNIT	QTY	RATE	AMOUNT
	<u>Painting and decorating</u>				
	<u>Prepare and apply three coats exterior quality silicon based external antifungal paint: colour to approval by application strictly in accordance with suppliers printed instructions</u>				
A	Plastered surfaces	SM	356		
B	Gypsum surfaces	SM	119		
C	Cornice; 0-100 mm	LM	22		
<b>Total Carried to Collection</b>					
<b><u>COLLECTION</u></b>					
Carried from page GF/4					
Carried from page GF/5					
Carried from Above					
<b>ELEMENT NO. 2</b>		<b>Carried to the</b>			
<b>EXTERNAL FINISHES</b>		<b>Main summary</b>			

ITEM	DESCRIPTION	UNIT	QTY	RATE	AMOUNT
<b>SECTION 3 GROUND FLOOR</b>					
<b>ELEMENT NO. 3 - INTERNAL FINISHES</b>					
<b><u>Floor finishes</u></b>					
<i>Hack the existing screed surface and repair cracks &amp; loose areas and expose textured layer to receive non slip ceramic tiles</i>					
A	Screeded floor surface	SM	569		
<b><u>Floor Tiles</u></b>					
B	Allow a rate of Kshs. 2,500 per square metre for purchase of 600 x 600 x 10mm thick Premium quality non-slip ceramic tiles (To Architect's Approval) in regular or other approved pattern	SM	409	2,500.00	1,022,500.00
C	Allow a rate of Kshs. 2,200 per square metre for purchase of 400 x 400 x 10mm thick Non-slip ceramic tiles (To Architect's Approval) in regular or other approved pattern	SM	160	2,200.00	352,000.00
D	Ditto to 100mm high skirtings	LM	378	250.00	94,500.00
<i>Add for wastage, transport and fixing on site: to floor on prepared screed (m.s); with proprietary adhesive; jointed and pointed in matching coloured proprietary grouting; aluminium threshold ,including pvc spacers and expansion joint as necessary: all to Architect's approval.</i>					
E	600 x 600 x 10mm thick; butt joints both ways; to cement sand base (m/s); to floors level	SM	409		
F	400 x 400 x 10mm thick Non-slip ; butt joints both ways; to cement sand base (m/s); to floors level - <b>Wet area</b>	SM	160		
G	Ditto to 100mm high skirtings	LM	378		
<b><u>Internal Wall finishes</u></b>					
<i>Wirebrush to remove laitance &amp; dust; clean the surface properly to receive ceramic wall tiles.</i>					
H	Plastered surface	SM	349		
<b><u>Wall Tiles</u></b>					
J	Allow a rate of Kshs. 2,200 per square metre for purchase of 400 x 250 x 10mm thick Premium quality non-slip ceramic tiles (To Architect's Approval) in regular or other approved pattern	SM	349	2,200.00	767,800.00
<b>Total Carried to Collection</b>					<b>2,236,800.00</b>

ITEM	DESCRIPTION	UNIT	QTY	RATE	AMOUNT
	<u>Add for wastage, transport and fixing on site; to floor on prepared screed (m.s); with proprietary adhesive; jointed and pointed in matching coloured proprietary grouting; aluminium threshold ,including pvc spacers and expansion joint as necessary: all to Architect's approval.</u>				
A	400 x 250 x 10mm thick; butt joints both ways; to cement sand base (m/s); to floors level	SM	349		
	<u>Skimming</u>				
	<u>Carefully prepare the plastered surfaces by sanding and skimming to achieve the smooth surface on;</u>				
B	Concrete/Masonry surfaces	SM	1158		
	<u>Prepare and apply three coats first quality silk vinyl emulsion paint on:-</u>				
C	Concrete/masonry surfaces internally generally	SM	1,158		
	<u>Ceiling finishes</u>				
	<u>Supply &amp; fixing of MR Grade Gypsum Board false ceiling including vertical drops, coves, boxings &amp; fascias using 12.5mm Gypsum Board Sheets MR Grade from Gyproc or equivalent as per design. complete with Aluminium suspension Tee system and all specifications as aforementioned in 12.5mm thick MR Boards: to</u>				
D	12 mm thick ceiling; horizontal	SM	58		
E	Extra over bulkhead	SM	15		
F	75 x 75mm Cornice	LM	63		
	<u>Skimming</u>				
	<u>Carefully prepare the surfaces by sanding and skimming to achieve the smooth surface on;</u>				
G	Plastered soffits	SM	512		
H	Gypsum Ceiling Soffits	SM	73		
J	Surfaces over 100mm but not exceeding 200mm girth	LM	63		
<b>Total Carried to Collection</b>					

ITEM	DESCRIPTION	UNIT	QTY	RATE	AMOUNT
	<u>Painting and decorating</u>				
	<u>Prepare and apply three coats first quality silk vinyl emulsion paint on:-</u>				
A	Plastered soffits	SM	512		
B	Gypsum Ceiling Soffits	SM	73		
C	Surfaces over 100mm but not exceeding 200mm girth	LM	63		
	<b>Total Carried to Collection</b>				
	<b><u>COLLECTION</u></b>				
	Carried from page GF/7				
	Carried from page GF/8				
	Carried from Above				
	<b>ELEMENT NO. 3</b>				
	<b>INTERNAL FINISHES</b>				
	<b>Carried to the Main summary</b>				

ITEM	DESCRIPTION	UNIT	QTY	RATE	AMOUNT
<b><u>SECTION 3 GROUND FLOOR</u></b>					
<b><u>ELEMENT NO. 4 - WINDOWS</u></b>					
<i>Finishing to reveals</i>					
<u>Skimming</u>					
<i>Carefully prepare the plastered surfaces by sanding and skimming to achieve the smooth surface on:</i>					
A	Concrete/Masonry surfaces	SM	134		
<b><i>Painting &amp; derocation</i></b>					
<i>Prepare and apply one undercoat and two finishing coats first quality weatherguard emulsion paint on:-</i>					
B	Concrete or masonry surfaces externally	SM	67		
C	Plastered walls internally	SM	67		
<b><u>4mm CLEAR GLASS and glazing as described : to</u></b>					
D	Metal casement in panes 0.1 to 0.5 square meters	SM	80		
<b><u>4mm STAINED SHEET GLASS and glazing as described : to</u></b>					
E	Metal casement in panes 0.1 to 0.5 square meters	SM	15		
<i>Wirebrush the metal surfaces; clean the surface properly to be painted</i>					
F	Window Surfaces internally	SM	95		
G	Window Surfaces externally	SM	95		
<b><u>Apple etching primer, apply one coat primer, one undercoat and two Gloss finishing coats; on metal work; to</u></b>					
H	Window Surfaces internally	SM	95		
J	Window Surfaces externally	SM	95		
<b><u>Window ironmongery</u></b>					
K	Window stays	NO	80		
L	Window fasteners	NO	80		
<b><u>ELEMENT NO. 4 WINDOWS</u></b>					
Carried to the Main summary					

ITEM	DESCRIPTION	UNIT	QTY	RATE	AMOUNT
<b>SECTION 3 GROUND FLOOR</b>					
<b>ELEMENT NO. 5 - DOORS</b>					
<u>Existing Timber Door Frames</u>					
<u>Carefully remove existing fixed timber door frames, make good joints to achieve proper meter joints, fill in chipped surfaces using matching wood filler and fix back using low expansion polyurethane foam glue and as directed by the architect</u>					
A	Ex 50 x 200mm Frame with one labour and 10mm groove to detail; plugged	LM	494		
B	Ditto Transome	LM	64		
<u>Supply and fix softwood frames architraves &amp; quadrants with and including supply of low expansion polyurethane foam ; in Wrot cypress or equivalent softwood and approved (stained to match the colour of veneer):</u>					
C	Ex 75 x 25mm Architrave with 10mm groove to detail; plugged	LM	494		
D	Ex 25 x 25mm quadrant	LM	494		
<b>Solid timber doors</b>					
<u>50mm thick solid core Mahogany panelled doors to B.S 459: part 2 faced both sides with 6mm mahogany plywood and lipped on all edges in hardwood; including grooves per detail</u>					
E	Double Door Overall size 1,800mm x 2550mm high - <b>D1</b>	NO	1		
<b>Solid core Flush doors</b>					
<u>45mm thick solid core flush door to B.S 459: part 2 faced both sides faced both sides with 5mm veneer and lipped on all edges in hardwood, all as per Architects details</u>					
F	Double Door Overall size 1,800mm x 2550mm high - <b>D1</b>	NO	1		
G	Double Door Overall size 1,500mm x 2400mm high - <b>D4</b>	NO	4		
H	Single leaf Door size 900mm x 2100mm high - <b>D2 &amp; D3</b>	NO	19		
J	Single leaf Door size 800mm x 2100mm high - <b>D5</b>	NO	16		
<b>Total Carried to Collection</b>					

ITEM	DESCRIPTION	UNIT	QTY	RATE	AMOUNT
	<u>Painting and decorating</u>				
	<u>Aluminium primer or other equal and approved wood primer before fixing: -</u>				
A	General timber surfaces	SM	482		
B	Surfaces; 200-300mm girth	LM	558		
C	Surfaces ; 100-200mm girth	LM	988		
	<u>Prepare and apply approved stain, sanding sealer and three coats of 'Crown Paints Solo' or other equal and approved varnish to :</u>				
D	General timber surfaces	SM	482		
E	Surfaces; 200-300mm girth	LM	558		
F	Surfaces ; 100-200mm girth	LM	988		
	<u>Wirebrush the metal surfaces; clean the surface properly to be painted</u>				
G	General surfaces of metal doors	SM	23		
	<u>Prepare and apply one coat etching primer two undercoats and one coat oil paint full gloss furnish to:-</u>				
H	General surfaces of metal doors	SM	23		
	<u>Ironmongery</u>				
	<u>Supply and fix the following ironmongery as per "Hafelle" or other equal and approved with matching screws:-</u>				
J	Brass ball bearing hinges; 100 mm	PRS.	153.0		
K	Three lever mortice lock complete with furniture	NO	25		
L	Two lever mortice lock complete with furniture	NO	16		
M	Door closer	NO	14		
N	Washroom symbol	NO	8		
P	Kicker plate	NO	17		
	<u>To concrete or blockwork; fixing with bolts; plugging</u>				
Q	Rubber door stop	NO	47		
<b>Total Carried to Collection</b>					

ITEM	DESCRIPTION	UNIT	QTY	RATE	AMOUNT
	<p align="center"><b><u>COLLECTION</u></b></p> <p>Carried from page GF/11</p> <p>Carried from page GF/12</p>				
	<p><b><u>ELEMENT NO. 5</u></b> <b>DOORS</b></p>				<p align="center"><b>Carried to the Main summary</b></p>

ITEM	DESCRIPTION	UNIT	QTY	RATE	AMOUNT
<b><u>SECTION 3 GROUND FLOOR</u></b>					
<b><u>ELEMENT NO. 6- JOINERY &amp; FITTINGS</u></b>					
<b><u>High level Kitchen Cabinet</u></b>					
<b><u>Matron's High Level Cabinets</u></b>					
<u>Laminated Particle boards to B.S. 3444</u>					
A	25mm thick Shelving, bottom and Tops	SM	27		
B	Ditto divisions and Sides	SM	18		
C	450 x 700mm doors lipped all round	No	14		
D	19 x 19mm lipping tongued in and glued to edges	LM	57		
<u>Supply and fix the following ironmongery</u>					
E	Malpha hydraulic hinges	PRS	42		
F	128mm T-Bar pull handles	NO	14		
G	Ball catch	NO	14		
<u>Reception</u>					
<u>Laminated Blockboard to B.S. 3444</u>					
H	25mm thick Shelving, bottom and Tops	SM	8		
J	Ditto Sides	SM	1		
K	19 x 19mm lipping tongued in and glued to edges of block board	LM	10		
<b><u>Low level Kitchen Cabinet</u></b>					
<b><u>Matron's Room Low Level Cabinets</u></b>					
<u>Laminated Blockboard to B.S. 3444</u>					
L	Drawer size 500 x 750 x 600mm deep with 70 x 20mm sides and back, 90 x 20mm front and 6mm plywood bottom tongued all round	NO	15		
M	25mm thick Shelving, bottom and Tops	SM	45		
N	Ditto divisions and Sides	SM	10		
P	450 x 500mm doors lipped all round	No	15		
Q	19 x 19mm lipping tongued in and glued to edges	LM	50		
<b>Total Carried to Collection</b>					

ITEM	DESCRIPTION	UNIT	QTY	RATE	AMOUNT
	<u>Supply and fix the following ironmongery</u>				
A	Malpha hydraulic hinges	PRS	30		
B	128mm T-Bar pull handles	NO	15		
C	Cabinet Lock	NO	15		
D	Drawer slides	NO	30		
	<u>20mm thick, 1000mm high granite counter top with demi bullnose edge treatment on 18mm thick OSB, fixed to 18mm thick laminated particle board carcass measured separately</u>				
E	Worktop; <b>Low level</b>	SM	12		
F	Worktop; <b>Reception counter</b>	SM	5		
G	Extra over ditto for making hole for sink	NO	1		
	<b><u>Vanity Tops</u></b>				
	<b><u>Blockwork</u></b>				
H	100 mm thick reinforced with hoop iron at alternate courses and jointed with cement sand (1:3) mortar	SM	4		
	<b><u>Plain concrete class 20/20 as described in: -</u></b>				
J	100mm thick plinth	SM	4		
K	75mm thick suspended worktop	SM	4		
	<b><u>Fabric; B.S. 4483</u></b>				
L	Reference A142 mesh 200 x 200 mm , weight 2.22 kgs per square meter ( measured net - no allowance made for laps( including bends, tying wire and distance blocks	SM	4		
	<b><u>Sawn formwork to insitu concrete as described:-</u></b>				
M	To soffits of suspended worktop	SM	4		
N	Edges of suspended worktop, 75 to 150mm wide	LM	17		
P	Edges of plinth ditto	LM	17		
	<b>Total Carried to Collection</b>				

ITEM	DESCRIPTION	UNIT	QTY	RATE	AMOUNT
	<u>20mm thick, 1000mm high granite counter top with demi bullnose edge treatment on 18mm thick OSB and masonry support, fixed to 18mm thick laminated particle board carcass measured separately</u>				
A	Worktop	SM	4		
B	Extra over ditto for making hole for sink	NO	9		
	<b><u>Wardrobes</u></b>				
	<b><u>Plain concrete class 20/20 as described in: -</u></b>				
C	100mm thick plinth	SM	5		
	<b><u>Sawn formwork to insitu concrete as described:-</u></b>				
D	To the edges of plinth 75-150mm	LM	21		
	<u>Laminated Blockboard to B.S. 3444</u>				
E	750 x 600 x 300mm deep drawers with 70 x 20mm sides and back, 90 x 20mm front and 6mm plywood bottom tongued all round	No.	20		
F	25mm thick divisions and sides	SM	21		
G	25mm thick shelves with 10mm hardwood lipping on the front	SM	9		
H	25mm thick worktop board with 10mm hardwood lipping on the front	SM	2		
J	75 x 50 wrot hardwood frame with one labour	LM	39		
K	750 x 2400mm high hardwood doors lipped round	NO	10		
	<u>Supply and fix the following ironmongery</u>				
L	Malpha hydraulic hinges	PRS	20		
M	128mm T-Bar pull handles	NO	10		
N	Cabinet Lock	NO	10		
P	25mm brass drawer knobs	NO	20		
Q	Drawer slides	PRS	20		
R	25mm diameter stainless steel hanging rail; 1500mm long	NO	5		
	<b>Total Carried to Collection</b>				

ITEM	DESCRIPTION	UNIT	QTY	RATE	AMOUNT
	<b><u>COLLECTION</u></b>				
	Carried from page GF/14				
	Carried from page GF/15				
	Carried from page GF/16				
	<b><u>ELEMENT NO. 9</u></b> <b>JOINERY FITTINGS</b>				<b>Carried to the Main summary</b>

ITEM	DESCRIPTION	UNIT	QTY	RATE	AMOUNT
	<b><u>MAIN SUMMARY</u></b>				
1	STAIRCASE FINISHES		GF/3		
2	EXTERNAL FINISHES		GF/6		
3	INTERNAL FINISHES		GF/9		
4	WINDOWS		GF/10		
5	DOORS		GF/13		
6	JOINERY FITTINGS		GF/17		
	<b>SECTION NO. 3 - GROUND FLOOR</b>				
	<b>TOTAL AMOUNT</b>				
		<b><u>CARRIED TO THE</u></b>			
		<b><u>GRAND SUMMARY</u></b>			
		<b>KSHS</b>			

# FIRST FLOOR

ITEM	DESCRIPTION	UNIT	QTY	RATE	AMOUNT
	<b><u>SECTION 4. FIRST FLOOR</u></b>				
	<b><u>SECTION NO 4 - BUILDER'S WORK - FIRST FLOOR</u></b>				
	<b><u>FINISHES</u></b>				
	<b><u>ELEMENT NO. 1. STAIRCASE &amp; CURTAIN WALLING</u></b>				
	<i>Hack the existing screed surface and repair cracks &amp; loose areas and expose textured layer to receive terrazzo paving on;</i>				
A	Landing slabs	SM	11		
B	Treads	LM	106		
C	Risers	LM	118		
D	Skirting	LM	13		
E	Profile of treads and risers	LM	38		
	<i>Terrazzo paving to architect's approval; complete with and including plastic dividing strips set flush with paving; machine polished</i>				
F	20mm thick to landing slabs	SM	11		
G	20 x 300mm wide paving to treads	LM	106		
H	20 x 150mm high paving to risers	LM	118		
J	10 x 150mm high skirting	LM	13		
K	Ditto to profile of treads and risers	LM	38		
L	Extra over treads for non-slip caborandum strip	LM	106		
	<b><u>Skimming</u></b>				
	<i>Carefully prepare the plastered surfaces by sanding and skimming to achieve the smooth surface</i>				
M	Plastered soffits of landings and staircase	SM	33		
	<b><u>Painting and decorating</u></b>				
	<i>Prepare and apply three coats first quality silk vinyl emulsion paint on:-</i>				
N	Plastered soffits of landings and staircase	SM	33		
	<b>Total Carried to Collection</b>				

ITEM	DESCRIPTION	UNIT	QTY	RATE	AMOUNT
	<u>Balustrading and Railing - (Provisional)</u>				
	<u>Staircase railing; In Mild Steel;</u>				
A	60mm diameter mild steel handrail; <i>fixed to the wall</i>	LM	37		
B	50mm diameter mild steel handrail	LM	84		
C	40mm thick vertical balustrades at 900mm centres	LM	93		
D	30 x 30mm mild steel flat intermediate rails	LM	336		
E	25mm intermediate balusters at 150mm centres	LM	168		
	<u>Voids railing; In mild steel</u>				
F	60mm diameter mild steel handrail; <i>fixed to the wall</i>	LM	85		
G	50mm diameter mild steel handrail	LM	85		
H	40mm thick vertical balustrades at 900mm centres	LM	94		
J	30 x 30mm mild steel flat intermediate rails	LM	340		
K	25mm intermediate balusters at 150mm centres	LM	340		
	<u>Balconies railing; In mild steel</u>				
L	60mm diameter mild steel handrail; <i>fixed to the wall</i>	LM	17		
M	50mm diameter mild steel handrail	LM	17		
N	1000mm high; 40mm thick vertical balustrades at 900mm centres	LM	19		
P	30 x 30mm mild steel flat intermediate rails	LM	68		
Q	25mm intermediate balusters at 150mm centres	LM	68		
	<b><u>Apply etching primer, apply one coat primer, one undercoat on metal</u></b>				
R	Metal surfaces; 0-100 mm girth	SM	1,851		
	<b><u>Apply two Gloss finishing coats; on metal work</u></b>				
S	Metal surfaces; 0-100 mm girth	SM	1,851		
<b>Carried to the to collection.</b>					

ITEM	DESCRIPTION	UNIT	QTY	RATE	AMOUNT
	<b><u>Powder coated aluminium standard hollow sections B.S .4873; frames mit red atcorners including reinforcing cleats; All framingcomplete with fixig accessories such oval colours, bolts, nuts, screws etc, lugs and concrete; all to approval</u></b>				
	<b><u>Curtain walling</u></b>				
A	76.2 x 50 x 3.0 mm thick aluminium hollow section (vertical bottom member s) screwed to floor (m/s)	LM	48		
B	76.2 x 50 x 3.0 mm thick aluminium hollow section (horizontal bottom members) screwed to floor (m/s)	LM	70		
C	76.2 x 45 x 3.0 mm thick aluminium T-section (vents members)	LM	48		
D	100 x 50 x 3.5 mm thick aluminium hollow section vertical corner studs	LM	70		
E	38 x 38 x 3.5 mm thick aluminium angle section to vertical members (m.s)	LM	75		
F	Push Handles	No.	9		
G	16" Side arms	No.	18		
	<b><u>Glazing</u></b>				
H	8 mm thick laminated sheet glass fixed to aluminium frames with rubber gaskets (m/s) 0.5 to 1.0 square meters	SM	26		
	<b><u>Sundries</u></b>				
J	45 x 25mm sillicon filler applied as directed and to the approval of the architect at the joints between existing concrete ceiling, Concrete Floors and Lightweight Steel top and Bottom rail	LM	122		
K	12 x 12mm Thick approved rubber lining to aluminium framing (m/s)	LM	122		
L	Polymer based Glass Sealant to surfaces of glass	SM	26		
<b>Total Carried to Collection</b>					
<b><u>COLLECTION</u></b>					
Carried from page FF/1					
Carried from page FF/2					
Carried from Above					
<b><u>ELEMENT NO. 1</u></b>					
<b>STAIRCASE &amp; CURTAIN WALLING</b>					
<b>Carried to the Main summary</b>					

ITEM	DESCRIPTION	UNIT	QTY	RATE	AMOUNT
<b><u>SECTION 4. FIRST FLOOR</u></b>					
<b><u>ELEMENT NO. 2 - EXTERNAL FINISHES</u></b>					
<b><u>External Floor finishes</u></b>					
<u>Hack the existing screed surface to check and rectify any cracks &amp; loose areas and expose textured layer to receive terrazzo paving</u>					
A	Screeded floor surface	SM	209		
<b><u>Floor tiles</u></b>					
B	Allow a rate of Kshs. 2,500 per square metre for purchase of 600 x 600 x 10mm thick Premium quality non-slip ceramic tiles (To Architect's Approval) in regular or other approved pattern	SM	209	2,500.00	522,500.00
C	Ditto to 100mm high skirtings	LM	125	250.00	31,250.00
<u>Add for wastage, transport and fixing on site: to floor on prepared screed (m.s); with proprietary adhesive; jointed and pointed in matching coloured proprietary grouting; aluminium threshold including pvc spacers and expansion joint as necessary: all to Architect's approval.</u>					
D	600 x 600 x 10mm thick; butt joints both ways; to cement sand base (m/s); to floors level - <b>Passage &amp; Entrance Lobby</b>	SM	209		
E	Ditto to 100mm high skirtings	LM	125		
<b><u>External wall finishes</u></b>					
<b><u>Skimming</u></b>					
<u>Carefully prepare the concrete/masonry surfaces by sanding and skimming to achieve the smooth surface on;</u>					
F	Concrete/masonry surfaces	SM	1,076		
<u>Prepare and apply three coats exterior quality silicon based external antifungal paint(including skimming): colour to approval by application strictly in accordance with suppliers printed instructions</u>					
G	To concrete/masonry surfaces	SM	1,076		
<b><u>Ceiling finishes</u></b>					
<u>Carefully prepare surfaces by sanding and skimming with gypsum powder to achieve the smooth surface on;</u>					
H	Plastered soffits	SM	209		
<b>Total Carried to Collection</b>					

ITEM	DESCRIPTION	UNIT	QTY	RATE	AMOUNT
A	<p><u>Painting and decorating</u></p> <p><u>Prepare and apply three coats exterior quality silicon based external antifungal paint: colour to approval by application strictly in accordance with suppliers printed instructions</u></p> <p>Plastered soffits</p>	SM	209		
	<b>Total Carried to Collection</b>				
	<b>COLLECTION</b>				
	Carried from page FF/4				
	Carried from Above				
	<p><b>ELEMENT NO. 2</b> <b>EXTERNAL FINISHES</b></p>				<p><b>Carried to the</b> <b>Main summary</b></p>

ITEM	DESCRIPTION	UNIT	QTY	RATE	AMOUNT
<b>SECTION 4. FIRST FLOOR</b>					
<b><u>ELEMENT NO. 3 - INTERNAL FINISHES</u></b>					
<b><u>Floor finishes</u></b>					
<i><u>Hack the screed to expose fresh and textured layer to receive ceramic tiles on;</u></i>					
A	Floor surface	SM	423		
B	Floor surface	SM	81		
<b><u>Floor tiles</u></b>					
C	Allow a rate of Kshs. 2,500 per square metre for purchase of 600 x 600 x 10mm thick Premium quality non-slip ceramic tiles (To Architect's Approval) in regular or other approved pattern	SM	423	2,500.00	1,057,500.00
D	Allow a rate of Kshs. 2,200 per square metre for purchase of 400 x 400 x 10mm thick Premium quality non-slip ceramic tiles (To Architect's Approval) in regular or other approved pattern	SM	81	2,200.00	178,200.00
E	Ditto to 100mm high skirtings	LM	411	250.00	102,750.00
<i><u>Add for wastage, transport and fixing on site: to floor on prepared screed (m.s); with proprietary adhesive; jointed and pointed in matching coloured proprietary grouting; aluminium threshold ,including pvc spacers and expansion joint as necessary: all to Architect's approval.</u></i>					
F	600 x 600 x 10mm thick; butt joints both ways; to cement sand base (m/s); to floors level	SM	423		
G	400 x 400 x 10mm thick Non-slip ; butt joints both ways; to cement sand base (m/s); to floors level - <b>Wet area</b>	SM	81		
H	Ditto to 100mm high skirtings	LM	411		
<b><u>Internal Wall finishes</u></b>					
<i><u>Wirebrush to remove laitance &amp; dust; clean the surface properly to receive ceramic wall tiles on;</u></i>					
J	Rendered surface	SM	235		
<b><u>Wall tiles</u></b>					
K	Allow a rate of Kshs. 2,200 per square metre for purchase of 400 x 250 x 10mm thick Premium quality non-slip ceramic tiles (To Architect's Approval) in regular or other approved pattern	SM	235	2,200.00	517,000.00
<b>Total Carried to Collection</b>					

ITEM	DESCRIPTION	UNIT	QTY	RATE	AMOUNT
A	<p><u>Add for wastage, transport and fixing on site: to floor on prepared screed (m.s); with proprietary adhesive; jointed and pointed in matching coloured proprietary grouting; aluminium threshold ,including pvc spacers and expansion joint as necessary: all to Architect's approval.</u></p> <p>400 x 250 x 10mm thick; butt joints both ways; to cement sand base (m/s); to floors level</p>	SM	235		
B	<p><u>Skimming</u>  <u>Carefully prepare the plastered surfaces by sanding and skimming to achieve the smooth surface on;</u></p> <p>Concrete/masonry surfaces</p> <p><u>Prepare and apply three coats first quality silk vinyl emulsion paint on:-</u></p>	SM	1,052		
C	<p>Concrete/masonry surfaces internally generally</p> <p><u>Ceiling finishes</u></p> <p><u>Painting and decorating</u></p> <p><u>Skimming</u>  <u>Carefully prepare the surfaces by sanding and skimming to achieve the smooth surface on;</u></p>	SM	1,052		
D	<p>Plastered soffits</p> <p><u>Prepare and apply three coats first quality silk vinyl emulsion paint on:-</u></p>	SM	504		
E	<p>Plastered soffits</p>	SM	504		
<b>Total Carried to Collection</b>					
<b>COLLECTION</b>					
Carried from page FF/6					
Carried from Above					
<b>ELEMENT NO. 3 INTERNAL FINISHES</b>		<b>Carried to the Main summary</b>			

ITEM	DESCRIPTION	UNIT	QTY	RATE	AMOUNT
<b><u>SECTION 4. FIRST FLOOR</u></b>					
<b><u>ELEMENT NO. 4 - WINDOWS [REFER TO WINDOW SCHEDULES]</u></b>					
<i>Finishing to reveals</i>					
<u>Skimming</u> <i>Carefully prepare the plastered surfaces by sanding and skimming to achieve the smooth surface on;</i>					
A	Concrete/Masonry surfaces	SM	134		
<b><i>Painting &amp; derocation</i></b>					
<i>Prepare and apply one undercoat and two finishing coats first quality weatherguard emulsion paint on:-</i>					
B	Concrete or masonry surfaces externally	SM	67		
C	Plastered walls internally	SM	67		
<b><u>4mm CLEAR GLASS and glazing as described : to</u></b>					
D	Metal casement in panes 0.1 to 0.5 square meters	SM	65		
<b><u>4mm STAINED SHEET GLASS and glazing as described : to</u></b>					
E	Metal casement in panes 0.1 to 0.5 square meters	SM	15		
<i>Wirebrush the metal surfaces; clean the surface properly to be painted on;</i>					
F	Internal surface	SM	80		
G	External surface	SM	80		
<b><u>PREPARE SURFACE AND APPLY ETCHING PRIMER, apply one coat primer, one undercoat and two Gloss finishing coats; on metal work; to</u></b>					
H	Window Surfaces internally	SM	80		
J	Window Surfaces externally	SM	80		
<b><u>Window ironmongery</u></b>					
K	Window stays	NO	80		
L	Window fasteners	NO	80		
<b><u>ELEMENT NO. 4 WINDOWS</u></b>					<b>Carried to the Main summary</b>

ITEM	DESCRIPTION	UNIT	QTY	RATE	AMOUNT
<b><u>SECTION 4. FIRST FLOOR</u></b>					
<b><u>ELEMENT NO .5 - DOORS</u></b>					
<u>Existing Timber Door Frames</u> <u>Carefully remove existing fixed timber door frames, make good joints to achieve proper meter joints, fill in chipped surfaces using matching wood filler and fix back using low expansion polyurethane foam glue and as directed by the architect</u>					
A	Ex 50 x 200mm Frame with one labour and 10mm groove to detail; plugged	LM	460		
B	Ditto Transome	LM	64		
<u>Supply and fix softwood frames architraves &amp; quadrants with and including supply of low expansion polyurethane foam ; in Wrot cypress or equivalent softwood and approved (stained to match the colour of veneer):</u>					
C	Ex 75 x 25mm Architrave with 10mm groove to detail; plugged	LM	460		
D	Ex 25 x 25mm quadrant	LM	460		
<b>Solid core Flush doors</b>					
<u>45mm thick solid core flush door to B.S 459: part 2 faced both sides faced both sides with 3mm veneer and lipped on all edges in hardwood, all as per Architects details</u>					
E	Double Door Overall size 1,500mm x 2400mm high - <b>D4</b>	NO	2		
F	Double Door Overall size 1,500mm x 2400mm high - <b>D7</b>	NO	2		
G	Single leaf Door size 900mm x 2100mm high - <b>D3</b>	NO	22		
H	Single leaf Door size 800mm x 2100mm high - <b>D5</b>	NO	18		
<u>Painting and decorating</u>					
<u>Aluminium primer or other equal and approved wood primer before fixing: -</u>					
J	General timber surfaces	SM	169		
K	Surfaces; 200-300mm girth	LM	524		
L	Surfaces ; 100-200mm girth	LM	920		
<b>Total Carried to Collection</b>					

ITEM	DESCRIPTION	UNIT	QTY	RATE	AMOUNT
	<u>Prepare and apply approved stain, sanding sealer and three coats of 'Crown Paints Solo' or other equal and approved varnish to :</u>				
A	General timber surfaces	SM	169		
B	Surfaces; 200-300mm girth	LM	524		
C	Surfaces ; 100-200mm girth	LM	920		
	<u>Ironmongery</u>				
	<u>Supply and fix the following ironmongery as per "Assa Abloy" or other equal and approved with matching screws:-</u>				
	<u>NOTE; Tenderer to refer to the drawing &amp; schedule for iron mongery - All iron mongery to be per Architect's Approval [Tenderer to Provide a Sample board]</u>				
	<u>To softwood, hardwood or the like fixing with screw:</u>				
A	Brass ball bearing hinges; 100 mm	PRS.	144.0		
F	Three lever mortice lock complete with furniture	NO	26		
G	Two lever mortice lock complete with furniture	NO	18		
H	Door closer	NO	6		
J	Washroom symbol	NO	4		
K	Kicker plate	NO	18		
	<u>To concrete or blockwork; fixing with bolts; plugging</u>				
L	Rubber door stop	NO	46		
	<b>Total Carried to Collection</b>				
	<b>COLLECTION</b>				
	Carried from page FF/9				
	Carried from Above				
	<b>ELEMENT NO. 5</b>				
	<b>DOORS</b>				
	<b>Carried to the Main summary</b>				

ITEM	DESCRIPTION	UNIT	QTY	RATE	AMOUNT
<b>SECTION 4. FIRST FLOOR</b>					
<b><u>ELEMENT NO. 6- JOINERY &amp; FITTINGS</u></b>					
<i>The following in 100mm thick benching concrete class 15 with 12mm cement sand plaster to top and edges; including all necessary formwork and BRC A142 mesh reinforcement weighing 2.22 kg per square metre</i>					
A	100mm thick benching	SM	29		
<b><u>Vanity Tops</u></b>					
<b><u>Blockwork</u></b>					
B	100 mm thick reinforced with hoop iron at alternate courses and jointed with cement sand (1:3) mortar	SM	9		
<b><u>Plain concrete class 20/20 as described in: -</u></b>					
C	100mm thick plinth	SM	9		
D	75mm thick suspended worktop	SM	9		
<b><u>Fabric; B.S. 4483</u></b>					
E	Reference A142 mesh 200 x 200 mm , weight 2.22 kgs per square meter ( measured net - no allowance made for laps( including bends, tying wire and distance blocks	SM	9		
<b><u>Sawn formwork to insitu concrete as described:-</u></b>					
F	To soffits of suspended worktop	SM	9		
G	Edges of suspended worktop, 75 to 150mm wide	LM	35		
H	Edges of plinth ditto	LM	35		
<i>20mm thick, 1000mm high granite counter top with demi bullnose edge treatment on 18mm thick OSB and masonry support, fixed to 18mm thick laminated particle board carcass measured separately</i>					
J	Worktop	SM	21		
K	Extra over ditto for making hole for sink	NO	21		
<b><u>Wardrobes</u></b>					
<b><u>Plain concrete class 20/20 as described in: -</u></b>					
L	100mm thick plinth	SM	40		
<b>Total Carried to Collection</b>					

ITEM	DESCRIPTION	UNIT	QTY	RATE	AMOUNT
	<b><u>Sawn formwork to insitu concrete as described:-</u></b>				
A	To the edges of plinth 75-150mm	LM	185		
	<u>Laminated Blockboard to B.S. 3444</u>				
B	750 x 600 x 300mm deep drawers with 70 x 20mm sides and back, 90 x 20mm front and 6mm plywood bottom tongued all round	No.	176		
C	25mm thick divisions and sides	SM	185		
D	25mm thick shelves with 10mm hardwood lipping on the front	SM	79		
E	25mm thick worktop board with 10mm hardwood lipping on the front	SM	20		
F	75 x 50 wrot hardwood frame with one labour	LM	343		
G	750 x 2400mm high hardwood doors lipped round	NO	88		
	<u>Supply and fix the following ironmongery</u>				
H	Malpha hydraulic hinges	PRS	176		
J	128mm T-Bar pull handles	NO	88		
K	Cabinet Lock	NO	88		
L	25mm brass drawer knobs	NO	176		
M	Drawer slides	PRS	176		
N	25mm diameter stainless steel hanging rail; 1500mm long	NO	44		
<b>Total Carried to Collection</b>					
<b>COLLECTION</b>					
Carried from page FF/11					
Carried from Above					
<b><u>ELEMENT NO. 6</u></b>					
<b>JOINERY FITTINGS</b>					
<b>Carried to the Main summary</b>					

ITEM	DESCRIPTION	UNIT	QTY	RATE	AMOUNT
	<b><u>MAIN SUMMARY</u></b>				
1	STAIRCASE FINISHES		FF/3		
2	EXTERNAL FINISHES		FF/5		
3	INTERNAL FINISHES		FF/7		
4	WINDOWS		FF/8		
5	DOORS		FF/10		
6	JOINERY FITTINGS		FF/12		
	<b>SECTION NO. 4 - FIRST FLOOR</b>				
	<b><u>TOTAL AMOUNT</u></b>				
		<b><u>CARRIED TO THE</u></b>			
		<b><u>GRAND SUMMARY</u></b>			
		<b>KSHS</b>			

## SECOND FLOOR

ITEM	DESCRIPTION	UNIT	QTY	RATE	AMOUNT
<b><u>SECTION 5. SECOND FLOOR</u></b>					
<b><u>ELEMENT NO. 1 - EXTERNAL FINISHES</u></b>					
<b><u>External wall finishes</u></b>					
<b><u>Skimming</u></b>					
<b><u>Carefully prepare the plastered surfaces by sanding and skimming to achieve the smooth surface on:</u></b>					
A	Concrete/masonry surfaces	SM	500		
<b><u>Prepare and apply three coats exterior quality silicon based external antifungal paint(including skimming): colour to approval by application strictly in accordance with suppliers printed instructions</u></b>					
B	To concrete/masonry surfaces	SM	500		
<b>ELEMENT NO. 1 EXTERNAL FINISHES</b>					<b>Carried to the Main summary</b>

ITEM	DESCRIPTION	UNIT	QTY	RATE	AMOUNT
<b><u>SECTION 5. SECOND FLOOR</u></b>					
<b><u>ELEMENT NO. 2 - WINDOWS [REFER TO WINDOW SCHEDULES]</u></b>					
<i>Finishing to reveals</i>					
<b><i>Painting &amp; derocation</i></b>					
<i>Prepare and apply one undercoat and two finishing coats first quality weatheguard emulsion paint on:-</i>					
A	Concrete or masonry surfaces externally	SM	67		
B	Plastered walls internally	SM	67		
<b><u>4mm CLEAR GLASS and glazing as described : to</u></b>					
C	Metal casement in panes 0.1 to 0.5 square meters	SM	65		
<b><u>4mm STAINED SHEET GLASS and glazing as described : to</u></b>					
D	Metal casement in panes 0.1 to 0.5 square meters	SM	15		
<i>Wirebrush the metal surfaces; clean the surface properly to be painted on:</i>					
E	Internal surface	SM	80		
F	External surface	SM	80		
<b><u>PREPARE SURFACE AND APPLY ETCHING PRIMER, apply one coat primer, one undercoat and two Gloss finishing coats; on metal work; to</u></b>					
G	Window Surfaces internally	SM	80		
H	Window Surfaces externally	SM	80		
<b><u>Window ironmongery</u></b>					
J	Window stays	NO	80		
K	Window fasteners	NO	80		
<b><u>ELEMENT NO. 2 WINDOWS</u></b>					<b>Carried to the Main summary</b>

ITEM	DESCRIPTION	UNIT	QTY	RATE	AMOUNT
	<b><u>MAIN SUMMARY</u></b>				
1	EXTERNAL FINISHES		SF/1		
2	WINDOWS		SF/2		
	<b>SECTION NO. 5 - SECOND FLOOR</b>				
	<b><u>TOTAL AMOUNT</u></b>				
	<b><u>CARRIED TO THE GRAND SUMMARY</u></b>	<b>KSHS</b>			

**ROOF LEVEL**

ITEM	DESCRIPTION	UNIT	QTY	RATE	AMOUNT
<b><u>SECTION NO 6 - BUILDER'S WORK - ROOF LEVEL</u></b>					
<b>ELEMENT NO. 1-ROOF</b>					
<b><u>Waterproofing</u></b>					
<i><u>Demolitions</u></i>					
A	Carefully hack off and remove interlocking tiles, mortar bed, screeds ( average 75 mm screed), from floor and prepare surfaces for new screed (ms).	SM	50		
B	Carefully hackoff and remove 4mm thick APP membrane (400 mm high) from parapet walls and prepare surfaces for new screed (ms).	LM	75		
<i><u>Cement and sand (1:4) beds , screed and backings</u></i>					
<i><u>75 mm thick average cement and sand (1:4) screed</u></i>					
C	Tank slab; laid to slope	SM	50		
D	Skirting; 100 mm high	LM	75		
<i><u>Sika top 107 seal flexible cementitious waterproofing slurry including fabric or equal approved waterproofing; applied in accordance with manufacturer's printed specifications; to</u></i>					
E	To screed surfaces	SM	50		
F	Skirting; 400 mm high	LM	75		
<i><u>Sika Latex waterproofing for crack control and water resistance; applied in accordance with manufacturer's printed specifications; to</u></i>					
G	To finished surfaces	SM	50		
H	Skirting; 400 mm high	LM	75		
<b><u>Finishes</u></b>					
<i><u>Prepare and apply 3 coats 1st grade oil paint to surfaces not exceeding 300mm girth.</u></i>					
J	Moulded fascia board cover : 290mm girth : to approval	LM	244		
K	Barge board; ditto	LM	41		
L	Allow a provision of Kshs. 30,000 for Fascia boards repair works	ITEM			30,000.00
<i><u>T &amp; G boarding in prime grade wrot cypress</u></i>					
M	25mm thick tongued and grooved boarding in 100mm wide strips secret nailed to and including 50 x 50mm softwood brandering at 600mm centres both directions; complete with three coats of approved stain including sanding & plosing and all the necessary preparations	SM	223		
<b><u>Rainwater goods;</u></b>					
N	Prepare and apply paint concrete gutter	SM	139		
<i><u>"Sika top" flexible cementitious waterproofing slurry including fabric or equal approved waterproofing; applied in accordance with manufacturer's printed specifications; to</u></i>					
P	To concrete gutter surfaces	SM	50		
<b><u>ELEMENT NO. 1</u></b>		<b>Carried to the</b>			
<b><u>ROOF FINISHES</u></b>		<b>Main summary</b>			

ITEM	DESCRIPTION	UNIT	QTY	RATE	AMOUNT
<b><u>SECTION NO 6 - BUILDER'S WORK - ROOF LEVEL</u></b>					
<b><u>ELEMENT NO. 2 - EXTERNAL FINISHES</u></b>					
<i><u>External wall finishes</u></i>					
<i><u>Skimming</u></i> <i><u>Carefully prepare the plastered surfaces by sanding and skimming to achieve the smooth surface on:</u></i>					
A	Concrete/masonry surfaces	SM	300		
<i><u>Prepare and apply three coats exterior quality silicon based external antifungal paint(including skimming): colour to approval by application strictly in accordance with suppliers printed instructions</u></i>					
B	To concrete/masonry surfaces	SM	300		
<b>ELEMENT NO. 2 EXTERNAL FINISHES</b>					<b>Carried to the Main summary</b>

ITEM	DESCRIPTION	UNIT	QTY	RATE	AMOUNT
<b><u>SECTION NO 6 - BUILDER'S WORK - ROOF LEVEL</u></b>					
<b><u>ELEMENT NO. 3- DOORS [REFER ALL TO ARCHITECT'S SCHEDULES]</u></b>					
<b>FRENCH STEEL DOORS</b>					
<i><u>PURPOSE MADE OXIDIZED DOOR : Mild steel framed panel doors, comprising; 150 x 50mm RHS stiles, top and middle and bottom rails;3mm thick mild steel plates both sides; complete with one coat red oxide etching primer ;all iron mongeries and accessories as per Architect's detail drawing and ironmongeries schedule</u></i>					
A	Door size 900mm x 2400mm high	NO	1		
<b><u>PREPARE SURFACE AND APPLY ETCHING PRIMER, apply one coat primer, one undercoat and two Gloss finishing coats; on metal work; to</u></b>					
B	Door Surfaces internally	SM	3		
C	Door Surfaces externally	SM	3		
D	<i><u>To concrete or blockwork; fixing with bolts; plugging</u></i> Rubber door stop	NO	1		
<b><u>ELEMENT NO. 3 DOORS</u></b> <span style="float: right;"><b>Carried to the Main summary</b></span>					

ITEM	DESCRIPTION	UNIT	QTY	RATE	AMOUNT
	<b><u>MAIN SUMMARY</u></b>				
1	ROOF FINISHES		RF/1		
2	EXTERNAL FINISHES		RF/2		
3	DOORS		RF/3		
	<b><u>SECTION NO. 6 - SECOND FLOOR</u></b>				
	<b><u>TOTAL AMOUNT</u></b>	<b><u>KSHS</u></b>			
	<b><u>CARRIED TO THE</u></b>				
	<b><u>GRAND SUMMARY</u></b>				

# RAMP COVER

ITEM	DESCRIPTION	UNIT	QTY	RATE	AMOUNT
<b><u>SECTION NO 7 - RAMP COVER (ALL PROVISIONAL)</u></b>					
<b><u>Preamble on ALL structural works; Tenderer to include costs associated with these specifications in their rates.</u></b>					
1	All structural steel to be grade 43A				
2	All connections to be 8mm continous fillet weld unless shown otherwise				
3	All welds to be dislagged and wire brushed				
4	All bolts to be grade 8.8 unless otherwise stated				
5	All dimensions to be confirmed on site before fasbrication				
6	Shop drawings to be approved by the structural engineer				
7	All steel work to be wire brushed and ro receive one coat anti-rust zinc chromate primer before erection and touch up; and three coats of enamel gloss paint after erection				
<i><u>Structural steel sections drilled, welded and bolted as necessary complete with plates, bolts, cleats etc with and including one coat zinc chromate primer, two undercoats and one coat oil paint full gloss; including all necessary cutting; to Structural Engineer's satisfaction and approval</u></i>					
<i><u>The following including bolted connections including hoisting and fixing in position at a height not exceeding 5.0 metres above ground floor level</u></i>					
A	50 mm diameter x 4mm thick (3.55 kg/m) CHS;rafters and tie beams	LM	130		
B	25 mm diameter x 3mm thick (1.63 kg/m) CHS;struts and ties	LM	220		
C	100mm diameter x 4mm thick (9.47 kg/m) CHS; stanchions	LM	30		
D	100x50x20x1.5mm Z-purlins sections; welded to tops of rafters	LM	240		
<i><u>Roof Covering</u></i>					
<i><u>IT5 Roofing sheets of Approved Color: 28 gauge; prepainted;-</u></i>					
E	Roof covering at a pitch of 25 degrees from the horizontal; 150mm laps on ends and sides; fixed to angle section purlins with and including hook bolts and neoprene washers and nuts; include all the necessary fixing accessories	SM	65		
F	Matching ridge piece; 400mm girth (average)	LM	30		
<b>Total Carried to Collection</b>					

ITEM	DESCRIPTION	UNIT	QTY	RATE	AMOUNT
	<u>Roof drainage (provisional)</u>				
	<u>2mm thick galvanised mild steel gutters and fittings</u>				
A	Purpose made 250 x 150mm box gutter jointed with mastic and bolts and fixed to fascia with brackets	LM	60		
B	Extra for outlet in gutter - diameter 150mm	NO	2		
C	150 x 150mm box rainwater downpipe fixed with and including mild steel straps at 900mm centres, plugged and screwed to wall	LM	20		
D	150mm shoe	NO	2		
E	150mm sawn neck downpipe	NO	2		
	<u>Prepare, prime and apply one undercoats and two gloss finishing coat enamel paint on the following metal surfaces</u>				
F	General surfaces of gutters	SM	96		
G	General surfaces of downpipes over 300mm girth	SM	12		
H	Extra over gutters for 100mm diameter outlet	NO	2		
	<b>Total Carried to Collection</b>				
	<b><u>COLLECTION</u></b>				
	Carried from page RF/1				
	Carried from Above				
	<b><u>SECTION NO. 7 - RAMP COVER</u></b>				
	<b><u>TOTAL AMOUNT CARRIED TO THE GRAND SUMMARY</u></b>	SHS			

**PLUMBING & DRAINAGE  
INSTALLATIONS**

PROJECT:

PROPOSED COMPLETION OF HOSTEL BLOCK

SITE:

NAIROBI

CONTRACT:

PLUMBING AND DRAINAGE INSTALLATION WORKS.

CLIENT:

KENYA INSTITUTE FOR THE BLIND

**SANITARY FITTING& INTERNAL PIPING**

Item	Description	Qty	Unit	Rate (Kshs)	Amount (Kshs)
	<b>LADIES</b>				
	<b>Close Coupled Water Closet</b>				
A	Close-coupled WC suite ('S' or 'P'-trap) in approved colour complete with horizontal outlet to BS 3402 with 7.5 litre valveless low level ceramic cistern and fittings including siphon, 15mm diameter side inlet ball valve, 20mm diameter side overflow, plastic flush bend, dual flush system, inlet connection, chrome-plated lever and heavy plastic seat and cover with metal top fixed (chrome plated) hinges. All to be as IDEAL STANDARD "PLAN"-wc pan model 109.003.34 water closet or equal and approved.	0	No.		
<b>PLUMBING AND DRAINAGE INSTALLATION WORKS.</b>					
	<b>Flexible Tubing</b>				
B	15mm diameter x 300mm long flexible connectors complete with integral chrome plated angle valve as NEMSI or equal and approved.	0	No.		
	<b>Water Closet pan</b>				
C	Water closet pan in approved colour complete with horizontal outlet to BS 3402 and heavy plastic seat and cover with metal top fixed (chrome plated) hinges. All to be as IDEAL STANDARD "PLAN"-wc pan model 109.003.34 water closet or equal and approved.	4	No.		
	<b>Flush Valve</b>				
D	40mm Size Flush Valve Dual Flow with Concealed Body and With Exposed Shut Off Provision .Has 100mm Square Plate AS JAQUAR FLV-CHR-1089SQs OR APPROVED EQUIVALENT	4	No.		
<b>Total carried to collection page</b>					

Item	Description	Qty	Unit	Rate (Kshs)	Amount (Kshs)
<b>Total carried from previous page</b>					
A	<p><b>Toilet Roll Holder</b></p> <p>Fully recessed toilet roll holder in vitreous china of size 165 x 165mm in approved colour as Ideal Standard Model Cassara Cat No. 109.000.10 or equal and approved.</p>	4	No		
B	<p><b>Robe Hook</b></p> <p>Double-ended bathroom robe hook, made of AISI 304 stainless steel black finish <b>AS DALI OR APPROVED EQUIVALENT</b></p>	0	No		
C	<p><b>Signage</b></p> <p>Signage made of stainless steel, 0.5 mm thick and the subject is embossed in black on the stainless steel. The signs to be circular and have a diameter of 116 mm and they are fixed to the wall by means of a double side tap</p>	1	No		
D	<p><b>Wash hand basin (WHB)</b></p> <p>Half Pedestal wash hand basin size 560 x 440mm with one tap hole, 32mm diameter chrome plated chain waste, chain stay hole and bottle trap (32mm 'P' trap) with 75mm seal. To be frencia pedestal washhand basin or equal and approved.</p>	3	No		
E	<p><b>Wash hand basin tap</b></p> <p>Free Counter standing pillar tap with Self-closing cartridge, hydraulically controlled, piston-free design, self-closing, stepless adjustment of flow duration <b>AS NEMSI OR APPROVED EQUIVALENT</b></p>	3	No		
F	<p><b>Flexible Tubing</b></p> <p>15mm diameter x 300mm long flexible connectors complete with integral chrome plated angle valve as NEMSI or equal and approved.</p>	3	No.		
<b>Total carried to collection page</b>					

Item	Description	Qty	Unit	Rate (Kshs)	Amount (Kshs)
<b>Total carried from previous page</b>					
A	<p><b>Mirror</b></p> <p>6mm thick polished plate glass silver backed mirror with bevelled edges, size 610 x 610mm, Plugged and screwed to wall with 4No. chrome plated dome capped screws. The mirror shall rest against a layer of 5mm thick foam  <b>AS IMPALA GLASS OR APPROVED EQUIVALENT</b></p>	3	No		
B	<p><b>Soap Dispenser</b></p> <p>Wall mounted soap dispenser with a capacity of about one litre having a press action soap release mechanism complete with fixing screws. Allow for initial soap supply. To be as NEMSI soap dispenser or approved equivalent.</p>	1	No.		
C	<p><b>Hand Drier</b></p> <p>Automatic hand drier in white colour, operating on an infra-red automatic sensing system with heating element safety cut-out complete with a 30 seconds safety timer, plastic rawl plugs and fixing screws. The hand drier to have a heating capacity of 2.1kw and performance flow rate of 135cfm (3.82m<sup>3</sup>/min) and to be of size 270x264x143mm deep It shall have a noise level below 72.5 dBA at 1.5m. It shall be as Medclinic or approved equivalent.</p>	1	No		
D	<p><b>Dhobi sink</b></p> <p>Concrete terrazo dhobi sink of size 675 x 500 x 400mm deep or approved equivalent suitable for mounting on</p>	6	No.		
E	<p><b>Dhobi sink tap</b></p> <p>15mm diameter chrome plated back inlet bib tap Cobra ref 107EC CP, 40mm diameter chrome plated bottle trap and chain waste fitting and plug.</p>	6	No		
<b>Total carried to collection page</b>					

Item	Description	Qty	Unit	Rate (Kshs)	Amount (Kshs)
<b>Total carried from previous page</b>					
	<b>GENTS</b>				
	<b>Close Coupled Water Closet</b>				
A	Close-coupled WC suite ('S' or 'P'-trap) in approved colour complete with horizontal outlet to BS 3402 with 7.5 litre valveless low level ceramic cistern and fittings including siphon, 15mm diameter side inlet ball valve, 20mm diameter side overflow, plastic flush bend, dual flush system, inlet connection, chrome-plated lever and heavy plastic seat and cover with metal top fixed (chrome plated) hinges. All to be as IDEAL STANDARD "PLAN"-wc pan model 109.003.34 water closet or equal and approved.	0	No.		
	<b>Flexible Tubing</b>				
B	15mm diameter x 300mm long flexible connectors complete with integral chrome plated angle valve as NEMSI or equal and approved.	0	No.		
	<b>Water Closet pan</b>				
C	Water closet pan in approved colour complete with horizontal outlet to BS 3402 and heavy plastic seat and cover with metal top fixed (chrome plated) hinges. All to be as IDEAL STANDARD "PLAN"-wc pan model 109.003.34 water closet or equal and approved.	4	No.		
	<b>Flush Valve</b>				
D	40mm Size Flush Valve Dual Flow with Concealed Body and With Exposed Shut Off Provision .Has 100mm Square Plate AS JAQUAR FLV-CHR-1089SQ5 OR APPROVED EQUIVALENT	4	No.		
<b>Total carried to collection page</b>					

Item	Description	Qty	Unit	Rate (Kshs)	Amount (Kshs)
<b>Total carried from previous page</b>					
A	<p><b>Toilet Roll Holder</b></p> <p>Fully recessed toilet roll holder in vitreous china of size 165 x 165mm in approved colour as Ideal Standard Model Cassara Cat No. 109.000.10 or equal and approved.</p>	4	No		
B	<p><b>Robe Hook</b></p> <p>Double-ended bathroom robe hook, made of AISI 304 stainless steel black finish <b>AS DALI OR APPROVED EQUIVALENT</b></p>	0	No		
C	<p><b>Signage</b></p> <p>Signage made of stainless steel, 0.5 mm thick and the subject is embossed in black on the stainless steel. The signs to be circular and have a diameter of 116 mm and they are fixed to the wall by means of a double side tap</p>	1	No		
D	<p><b>Wash hand basin (WHB)</b></p> <p>Half Pedestal wash hand basin size 560 x 440mm with one tap hole, 32mm diameter chrome plated chain waste, chain stay hole and bottle trap (32mm 'P' trap) with 75mm seal. To be frencia pedestal washhand basin or equal and approved.</p>	6	No		
E	<p><b>Wash hand basin tap</b></p> <p>Free Counter standing pillar tap with Self-closing cartridge, hydraulically controlled, piston-free design, self-closing, stepless adjustment of flow duration <b>AS NEMSI OR APPROVED EQUIVALENT</b></p>	6	No		
F	<p><b>Flexible Tubing</b></p> <p>15mm diameter x 300mm long flexible connectors complete with integral chrome plated angle valve as NEMSI or equal and approved.</p>	6	No.		
<b>Total carried to collection page</b>					

Item	Description	Qty	Unit	Rate (Kshs)	Amount (Kshs)
<b>Total carried from previous page</b>					
A	<p><b>Mirror</b></p> <p>6mm thick polished plate glass silver backed mirror with bevelled edges, size 610 x 610mm, Plugged and screwed to wall with 4No. chrome plated dome capped screws. The mirror shall rest against a layer of 5mm thick foam  <b>AS IMPALA GLASS OR APPROVED EQUIVALENT</b></p>	6	No		
B	<p><b>Soap Dispenser</b></p> <p>Wall mounted soap dispenser with a capacity of about one litre having a press action soap release mechanism complete with fixing screws. Allow for initial soap supply. To be as NEMSI soap dispenser or approved equivalent.</p>	1	No.		
C	<p><b>Hand Drier</b></p> <p>Automatic hand drier in white colour, operating on an infra-red automatic sensing system with heating element safety cut-out complete with a 30 seconds safety timer, plastic rawl plugs and fixing screws. The hand drier to have a heating capacity of 2.1kw and performance flow rate of 135cfm (3.82m3/min) and to be of size 270x264x143mm deep It shall have a noise level below 72.5 dBA at 1.5m. It shall be as Medclinic or approved equivalent.</p>	1	No		
D	<p><b>Dhobi sink</b></p> <p>Concrete terrazo dhobi sink of size 675 x 500 x 400mm deep or approved equivalent suitable for mounting on</p>	6	No.		
E	<p><b>Dhobi sink tap</b></p> <p>15mm diameter chrome plated back inlet bib tap Cobra ref 107EC CP, 40mm diameter chrome plated bottle trap and chain waste fitting and plug.</p>	6	No		
<b>Total carried to collection page</b>					

Item	Description	Qty	Unit	Rate (Kshs)	Amount (Kshs)
<b>Total carried from previous page</b>					
A	<p><b>Urinal Bowl</b></p> <p>2No.Ceramic urinal bowl complete with chrome plated flush pipes, 4.5 litres ceramic cistern, 40mm heavy duty plastic bottle trap and 40mm diameter chrome plated outlet with grating firmly fixed on the wall with chrome plated screws. The fittings shall be as Twyford's or equal</p>	2	No.		
A	<p><b>Urinal Partition</b></p> <p>Rectangular shaped urinal partition/Division with frosted glass of Size Height 900mm and Width 450mm AS JAQUAR URINAL PARTITION PRODUCT MODEL JSE-CHR-110US450X OR EQUIVALENT</p>	4	No		
<b>COMPUTER ROOM AREA WASHROOM</b>					
<b>LADIES</b>					
B	<p><b>Close Coupled Water Closet</b></p> <p>Close-coupled WC suite ('S' or 'P'-trap) in approved colour complete with horizontal outlet to BS 3402 with 7.5 litre valveless low level ceramic cistern and fittings including siphon, 15mm diameter side inlet ball valve, 20mm diameter side overflow, plastic flush bend, dual flush system, inlet connection, chrome-plated lever and heavy plastic seat and cover with metal top fixed (chrome plated) hinges. All to be as IDEAL STANDARD "PLAN"-wc pan model 109.003.34 water closet or equal and approved.</p>	2	No.		
C	<p><b>Flexible Tubing</b></p> <p>15mm diameter x 300mm long flexible connectors complete with integral chrome plated angle valve as NEMSI or equal and approved.</p>	2	No.		
<b>Total carried to collection page</b>					

Item	Description	Qty	Unit	Rate (Kshs)	Amount (Kshs)
<b>Total carried from previous page</b>					
A	<p><b>Toilet Roll Holder</b></p> <p>Fully recessed toilet roll holder in vitreous china of size 165 x 165mm in approved colour as Ideal Standard Model Cassara Cat No. 109.000.10 or equal and approved.</p>	2	No		
B	<p><b>Robe Hook</b></p> <p>Double-ended bathroom robe hook, made of AISI 304 stainless steel black finish <b>AS DALI OR APPROVED EQUIVALENT</b></p>	2	No		
C	<p><b>Signage</b></p> <p>Signage made of stainless steel, 0.5 mm thick and the subject is embossed in black on the stainless steel. The signs to be circular and have a diameter of 116 mm and they are fixed to the wall by means of a double side tap</p>	1	No		
D	<p><b>Wash hand basin (WHB)</b></p> <p>Half Pedestal wash hand basin size 560 x 440mm with one tap hole, 32mm diameter chrome plated chain waste, chain stay hole and bottle trap (32mm 'P' trap) with 75mm seal. To be frencia pedestal washhand basin or equal and approved.</p>	2	No		
E	<p><b>Wash hand basin tap</b></p> <p>Free Counter standing pillar tap with Self-closing cartridge, hydraulically controlled, piston-free design, self-closing, stepless adjustment of flow duration <b>AS NEMSI OR APPROVED EQUIVALENT</b></p>	2	No		
F	<p><b>Flexible Tubing</b></p> <p>15mm diameter x 300mm long flexible connectors complete with integral chrome plated angle valve as NEMSI or equal and approved.</p>	1	No.		
<b>Total carried to collection page</b>					

Item	Description	Qty	Unit	Rate (Kshs)	Amount (Kshs)
<b>Total carried from previous page</b>					
A	<p><b>Mirror</b></p> <p>6mm thick polished plate glass silver backed mirror with bevelled edges, size 610 x 610mm, Plugged and screwed to wall with 4No. chrome plated dome capped screws. The mirror shall rest against a layer of 5mm thick foam  <b>AS IMPALA GLASS OR APPROVED EQUIVALENT</b></p>	2	No		
B	<p><b>Soap Dispenser</b></p> <p>Wall mounted soap dispenser with a capacity of about one litre having a press action soap release mechanism complete with fixing screws. Allow for initial soap supply. To be as NEMSI soap dispenser or approved equivalent.</p>	0	No.		
C	<p><b>Hand Drier</b></p> <p>Automatic hand drier in white colour, operating on an infra-red automatic sensing system with heating element safety cut-out complete with a 30 seconds safety timer, plastic rawl plugs and fixing screws. The hand drier to have a heating capacity of 2.1kw and performance flow rate of 135cfm (3.82m<sup>3</sup>/min) and to be of size 270x264x143mm deep It shall have a noise level below 72.5 dBA at 1.5m. It shall be as Medclinic or approved equivalent.</p>	0	No		
D	<p><b>GENTS</b></p> <p><b>Close Coupled Water Closet</b></p> <p>Close-coupled WC suite ('S' or 'P'-trap) in approved colour complete with horizontal outlet to BS 3402 with 7.5 litre valveless low level ceramic cistern and fittings including siphon, 15mm diameter side inlet ball valve, 20mm diameter side overflow, plastic flush bend, dual flush system, inlet connection, chrome-plated lever and heavy plastic seat and cover with metal top fixed (chrome plated) hinges. All to be as IDEAL STANDARD "PLAN"-wc pan model 109.003.34 water closet or equal and approved.</p>	1	No.		
<b>Total carried to collection page</b>					

Item	Description	Qty	Unit	Rate (Kshs)	Amount (Kshs)
<b>Total carried from previous page</b>					
	<b>Flexible Tubing</b>				
A	15mm diameter x 300mm long flexible connectors complete with integral chrome plated angle valve as NEMSI or equal and approved.	0	No.		
	<b>Toilet Roll Holder</b>				
B	Fully recessed toilet roll holder in vitreous china of size 165 x 165mm in approved colour as Ideal Standard Model Cassara Cat No. 109.000.10 or equal and approved.	1	No		
	<b>Robe Hook</b>				
C	Double-ended bathroom robe hook, made of AISI 304 stainless steel black finish <b>AS DALI OR APPROVED EQUIVALENT</b>	1	No		
	<b>Signage</b>				
D	Signage made of stainless steel, 0.5 mm thick and the subject is embossed in black on the stainless steel. The signs to be circular and have a diameter of 116 mm and they are fixed to the wall by means of a double side screw	1	No		
	<b>Wash hand basin (WHB)</b>				
E	Half Pedestal wash hand basin size 560 x 440mm with one tap hole, 32mm diameter chrome plated chain waste, chain stay hole and bottle trap (32mm 'P' trap) with 75mm seal. To be frencia pedestal washhand basin or equal and approved.	2	No		
<b>Total carried to collection page</b>					

Item	Description	Qty	Unit	Rate (Kshs)	Amount (Kshs)
<b>Total carried from previous page</b>					
A	<p><b>Wash hand basin tap</b></p> <p>Free Counter standing pillar tap with Self-closing cartridge, hydraulically controlled, piston-free design, self-closing, stepless adjustment of flow duration <b>AS NEMSI OR APPROVED EQUIVALENT</b></p>	2	No		
B	<p><b>Flexible Tubing</b></p> <p>15mm diameter x 300mm long flexible connectors complete with integral chrome plated angle valve as NEMSI or equal and approved.</p>	2	No.		
C	<p><b>Mirror</b></p> <p>6mm thick polished plate glass silver backed mirror with bevelled edges, size 610 x 610mm, Plugged and screwed to wall with 4No. chrome plated dome capped screws. The mirror shall rest against a layer of 5mm thick foam <b>AS IMPALA GLASS OR APPROVED EQUIVALENT</b></p>	2	No		
D	<p><b>Soap Dispenser</b></p> <p>Wall mounted soap dispenser with a capacity of about one litre having a press action soap release mechanism complete with fixing screws. Allow for initial soap supply. To be as NEMSI soap dispenser or approved equivalent.</p>	0	No.		
<b>Total carried to collection page</b>					

Item	Description	Qty	Unit	Rate (Kshs)	Amount (Kshs)
<b>Total carried from previous page</b>					
A	<p><b>Hand Drier</b></p> <p>Automatic hand drier in white colour, operating on an infra-red automatic sensing system with heating element safety cut-out complete with a 30 seconds safety timer, plastic rawl plugs and fixing screws. The hand drier to have a heating capacity of 2.1kw and performance flow rate of 135cfm (3.82m3/min) and to be of size 270x264x143mm deep It shall have a noise level below 72.5 dBA at 1.5m. It shall be as Medclinic or approved equivalent.</p>	0	No		
B	<p><b>Urinal Bowl</b></p> <p>2No.Ceramic urinal bowl complete with chrome plated flush pipes, 4.5 litres ceramic cistern, 40mm heavy duty plastic bottle trap and 40mm diameter chrome plated outlet with grating firmly fixed on the wall with chrome plated screws. The fittings shall be as Twyford's or equal</p>	1	No.		
C	<p><b>Urinal Partition</b></p> <p>Rectangular shaped urinal partition/Division with frosted glass of Size Height 900mm and Width 450mm AS JAQUAR URINAL PARTITION PRODUCT MODEL JSE-CHR-110US450X OR EQUIVALENT</p>	1	No		
D	<p><b>Physically challenged Water Closet</b></p> <p><b>Close Coupled Water Closet</b></p> <p>Close-coupled WC suite ('S' or 'P'-trap) in approved colour complete with horizontal outlet to BS 3402 with 7.5 litre valveless low level ceramic cistern and fittings including siphon, 15mm diameter side inlet ball valve, 20mm diameter side overflow, plastic flush bend, dual flush system, inlet connection, chrome-plated lever and heavy plastic seat and cover with metal top fixed (chrome plated) hinges. All to be as IDEAL STANDARD "PLAN"-wc pan model 109.003.34 water closet or equal and approved.</p>	1	No.		

Item	Description	Qty	Unit	Rate (Kshs)	Amount (Kshs)
Total carried to collection page					

Item	Description	Qty	Unit	Rate (Kshs)	Amount (Kshs)
<b>Total carried from previous page</b>					
	<b>Grab Rails</b>				
A	1 x 600mm grab rails with concealed fixings	1	No.		
B	1 x 450mm grab rail with concealed fixings	2	No.		
C	1x Hinged support rail and toilet roll holder concealed fixings	1	No.		
	<b>Flexible Tubing</b>				
D	15mm diameter x 300mm long flexible connectors complete with integral chrome plated angle valve as NEMSI or equal and approved.	1	No.		
	<b>Toilet Roll Holder</b>				
E	Fully recessed toilet roll holder in vitreous china of size 165 x 165mm in approved colour as Ideal Standard Model Cassara Cat No. 109.000.10 or equal and approved.	1	No		
	<b>Robe Hook</b>				
F	Double-ended bathroom robe hook, made of AISI 304 stainless steel black finish <b>AS DALI OR APPROVED EQUIVALENT</b>	1	No		
	<b>Signage</b>				
G	Signage made of stainless steel, 0.5 mm thick and the subject is embossed in black on the stainless steel. The signs to be circular and have a diameter of 116 mm and they are fixed to the wall by means of a double side tap	1	No		
	<b>Wash hand basin (WHB)</b>				
H	Half Pedestal wash hand basin size 560 x 440mm with one tap hole, 32mm diameter chrome plated chain waste, chain stay hole and bottle trap (32mm 'P' trap) with 75mm seal. To be frencia pedestal washhand basin or equal and approved.	1	No		
<b>Total carried to collection page</b>					

Item	Description	Qty	Unit	Rate (Kshs)	Amount (Kshs)
<b>Total carried from previous page</b>					
A	<p><b>Wash hand basin tap</b></p> <p>Free Counter standing pillar tap with Self-closing cartridge, hydraulically controlled, piston-free design, self-closing, stepless adjustment of flow duration <b>AS NEMSI OR APPROVED EQUIVALENT</b></p>	1	No		
B	<p><b>Flexible Tubing</b></p> <p>15mm diameter x 300mm long flexible connectors complete with integral chrome plated angle valve as NEMSI or equal and approved.</p>	1	No.		
C	<p><b>Mirror</b></p> <p>6mm thick polished plate glass silver backed mirror with bevelled edges, size 610 x 610mm, Plugged and screwed to wall with 4No. chrome plated dome capped screws. The mirror shall rest against a layer of 5mm thick foam <b>AS IMPALA GLASS OR APPROVED EQUIVALENT</b></p>	1	No		
D	<p><b>Soap Dispenser</b></p> <p>Wall mounted soap dispenser with a capacity of about one litre having a press action soap release mechanism complete with fixing screws. Allow for initial soap supply. To be as NEMSI soap dispenser or approved equivalent.</p>	0	No.		
E	<p><b>Hand Drier</b></p> <p>Automatic hand drier in white colour, operating on an infra-red automatic sensing system with heating element safety cut-out complete with a 30 seconds safety timer, plastic rawl plugs and fixing screws. The hand drier to have a heating capacity of 2.1kw and performance flow rate of 135cfm (3.82m<sup>3</sup>/min) and to be of size 270x264x143mm deep It shall have a noise level below 72.5 dBA at 1.5m. It shall be as Medclinic or approved equivalent.</p>	0	No		
<b>Total carried to collection page</b>					

Item	Description	Qty	Unit	Rate (Kshs)	Amount (Kshs)
<b>Total carried from previous page</b>					
	<b>ROOM 1 &amp; 2</b>				
	<b>Close Coupled Water Closet</b>				
A	Close-coupled WC suite ('S' or 'P'-trap) in approved colour complete with horizontal outlet to BS 3402 with 7.5 litre valveless low level ceramic cistern and fittings including siphon, 15mm diameter side inlet ball valve, 20mm diameter side overflow, plastic flush bend, dual flush system, inlet connection, chrome-plated lever and heavy plastic seat and cover with metal top fixed (chrome plated) hinges. All to be as IDEAL STANDARD "PLAN"-wc pan model 109.003.34 water closet or equal and approved.	2	No		
	<b>Flexible Tubing</b>				
B	15mm diameter x 300mm long flexible connectors complete with integral chrome plated angle valve as NEMSI or equal and approved.	2	No.		
	<b>Toilet Roll Holder</b>				
C	Fully recessed toilet roll holder in vitreous china of size 165 x 165mm in approved colour as Ideal Standard Model Cassara Cat No. 109.000.10 or equal and approved.	2	No		
	<b>Robe Hook</b>				
D	Double-ended bathroom robe hook, made of AISI 304 stainless steel black finish <b>AS DALI OR APPROVED EQUIVALENT</b>	2	No		
<b>Total carried to collection page</b>					

Item	Description	Qty	Unit	Rate (Kshs)	Amount (Kshs)
<b>Total carried from previous page</b>					
	<b>Wash hand basin (WHB)</b>				
A	Half Pedestal wash hand basin size 560 x 440mm with one tap hole, 32mm diameter chrome plated chain waste, chain stay hole and bottle trap (32mm 'P' trap) with 75mm seal. To be frencia pedestal washhand basin or equal and approved.	2	No		
	<b>Wash hand basin tap</b>				
B	Free Counter standing pillar tap with Self-closing cartridge, hydraulically controlled, piston-free design, self-closing, stepless adjustment of flow duration <b>AS NEMSI OR APPROVED EQUIVALENT</b>	2	No		
	<b>Flexible Tubing</b>				
C	15mm diameter x 300mm long flexible connectors complete with integral chrome plated angle valve as NEMSI or equal and approved.	2	No.		
	<b>Mirror</b>				
D	6mm thick polished plate glass silver backed mirror with bevelled edges, size 610 x 610mm, Plugged and screwed to wall with 4No. chrome plated dome capped screws. The mirror shall rest against a layer of 5mm thick foam <b>AS IMPALA GLASS OR APPROVED EQUIVALENT</b>	2	No		
<b>Total carried to collection page</b>					

Item	Description	Qty	Unit	Rate (Kshs)	Amount (Kshs)
<b>Total carried from previous page</b>					
A	<p><b>Shower</b></p> <p>Concealed shower fitting consisting of 15mm chrome plated riser pipe to connect the concealed three way diverter single lever shower mixer as of Cobra Model "Trini TR 856" or approved equivalent for hot and cold water to a 100mm diameter swivel/ adjustable shower rose as Cobra model P-0681 CAT No. 101.001.78 or approved equivalent, shower arm and other necessary fittings and accessories. All to be as Cobra or equal and approved.</p>	1	No		
B	<p><b>Soap Dish</b></p> <p>Semi recessed built in soap tray in vitreous china of size: 150 x 150mm in approved colour as Ideal Standard Model Cassara Cat No. 109.000.09 or equal and approved.</p>	1	No.		
<b>2 bedroomed house</b>					
C	<p><b>Close Coupled Water Closet</b></p> <p>Close-coupled WC suite ('S' or 'P'-trap) in approved colour complete with horizontal outlet to BS 3402 with 7.5 litre valveless low level ceramic cistern and fittings including siphon, 15mm diameter side inlet ball valve, 20mm diameter side overflow, plastic flush bend, dual flush system, inlet connection, chrome-plated lever and heavy plastic seat and cover with metal top fixed (chrome plated) hinges. All to be as IDEAL STANDARD "PLAN"-wc pan model 109.003.34 water closet or equal and approved.</p>	1	No.		
D	<p><b>Flexible Tubing</b></p> <p>15mm diameter x 300mm long flexible connectors complete with integral chrome plated angle valve as NEMSI or equal and approved.</p>	1	No.		
<b>Total carried to collection page</b>					

Item	Description	Qty	Unit	Rate (Kshs)	Amount (Kshs)
<b>Total carried from previous page</b>					
A	<p><b>Toilet Roll Holder</b></p> <p>Fully recessed toilet roll holder in vitreous china of size 165 x 165mm in approved colour as Ideal Standard Model Cassara Cat No. 109.000.10 or equal and approved.</p>	1	No		
B	<p><b>Robe Hook</b></p> <p>Double-ended bathroom robe hook, made of AISI 304 stainless steel black finish <b>AS DALI OR APPROVED EQUIVALENT</b></p>	1	No		
C	<p><b>Wash hand basin (WHB)</b></p> <p>Half Pedestal wash hand basin size 560 x 440mm with one tap hole, 32mm diameter chrome plated chain waste, chain stay hole and bottle trap (32mm 'P' trap) with 75mm seal. To be frencia pedestal washhand basin or equal and approved.</p>	1	No		
D	<p><b>Wash hand basin tap</b></p> <p>Free Counter standing pillar tap with Self-closing cartridge, hydraulically controlled, piston-free design, self-closing, stepless adjustment of flow duration <b>AS NEMSI OR APPROVED EQUIVALENT</b></p>	1	No		
E	<p><b>Flexible Tubing</b></p> <p>15mm diameter x 300mm long flexible connectors complete with integral chrome plated angle valve as NEMSI or equal and approved.</p>	1	No.		
<b>Total carried to collection page</b>					

Item	Description	Qty	Unit	Rate (Kshs)	Amount (Kshs)
<b>Total carried from previous page</b>					
A	<p><b>Mirror</b></p> <p>6mm thick polished plate glass silver backed mirror with bevelled edges, size 610 x 610mm, Plugged and screwed to wall with 4No. chrome plated dome capped screws. The mirror shall rest against a layer of 5mm thick foam  <b>AS IMPALA GLASS OR APPROVED EQUIVALENT</b></p>	1	No		
B	<p><b>Shower</b></p> <p>Concealed shower fitting consisting of 15mm chrome plated riser pipe to connect the concealed three way diverter single lever shower mixer as of Cobra Model "Trini TR 856" or approved equivalent for hot and cold water to a 100mm diameter swivel/ adjustable shower rose as Cobra model P-0681 CAT No. 101.001.78 or approved equivalent, shower arm and other necessary fittings and accessories. All to be as Cobra or equal and approved.</p>	1	No		
C	<p><b>Soap Dish</b></p> <p>Semi recessed built in soap tray in vitreous china of size: 150 x 150mm in approved colour as Ideal Standard Model Cassara Cat No. 109.000.09 or equal and approved.</p>	1	No.		
<b>Total carried to collection page</b>					

Item	Description	Qty	Unit	Rate (Kshs)	Amount (Kshs)
<b>Total carried from previous page</b>					
	<b>Kitchen</b>				
	<b>Food Preparation Area</b>				
	<b>Kitchen sink</b>				
A	Double Bowl Single Drain Kitchen sink made of Stainless steel material of Size 1000 x 490 x 220mm includes Waste & Bottle Trap.The sink consists of ,kitchen basket,two bowls and one drain on the side <b>AS FRENCIA OR APPROVED EQUIVALENT</b>	2	No		
	<b>Kitchen sink Tap</b>				
B	Kitchen sink Tap Swivel Spout <b>AS NEMSI OR APPROVED EQUIVALENT</b>	2	No		
	<b>Flexible Tubing</b>				
C	15mm diameter x 300mm long flexible connectors complete with integral chrome plated angle valve as NEMSI or equal and approved.	2	No.		
	<b>Pot and utensils wash up area</b>				
	<b>Kitchen sink</b>				
D	Heavy duty stainless steel sink of size 1200 x 485 x 300mm deep in 16 SWG as manufactured by ASL 131 or approved equivalent suitable for mounting on counter, complete	1	No		
	<b>Kitchen sink Tap</b>				
E	Kitchen sink Tap Swivel Spout <b>AS NEMSI OR APPROVED EQUIVALENT</b>	1	No		
	<b>Pot wash tap</b>				
F	15mm diameter chrome plated back inlet bib tap Cobra ref 107EC CP, 40mm diameter chrome plated bottle trap and chain waste fitting and plug.	1	No.		
	<b>Flexible Tubing</b>				
G	15mm diameter x 300mm long flexible connectors complete with integral chrome plated angle valve as NEMSI or equal and approved.	2	No.		
<b>Total carried to collection page</b>					

Item	Description	Qty	Unit	Rate (Kshs)	Amount (Kshs)
<b>Total carried from previous page</b>					
	<b>Changing Room</b>				
	<b>Close Coupled Water Closet</b>				
A	Close-coupled WC suite ('S' or 'P'-trap) in approved colour complete with horizontal outlet to BS 3402 with 7.5 litre valveless low level ceramic cistern and fittings including siphon, 15mm diameter side inlet ball valve, 20mm diameter side overflow, plastic flush bend, dual flush system, inlet connection, chrome-plated lever and heavy plastic seat and cover with metal top fixed (chrome plated) hinges. All to be as IDEAL STANDARD "PLAN"-wc pan model 109.003.34 water closet or equal and approved.	1	No.		
	<b>Flexible Tubing</b>				
B	15mm diameter x 300mm long flexible connectors complete with integral chrome plated angle valve as NEMSI or equal and approved.	1	No.		
	<b>Toilet Roll Holder</b>				
C	Fully recessed toilet roll holder in vitreous china of size 165 x 165mm in approved colour as Ideal Standard Model Cassara Cat No. 109.000.10 or equal and approved.	1	No		
	<b>Robe Hook</b>				
D	Double-ended bathroom robe hook, made of AISI 304 stainless steel black finish <b>AS DALI OR APPROVED EQUIVALENT</b>	1	No		
	<b>Wash hand basin (WHB)</b>				
E	Half Pedestal wash hand basin size 560 x 440mm with one tap hole, 32mm diameter chrome plated chain waste, chain stay hole and bottle trap (32mm 'P' trap) with 75mm seal. To be frencia pedestal washhand basin or equal and approved.	2	No		
<b>Total carried to collection page</b>					

Item	Description	Qty	Unit	Rate (Kshs)	Amount (Kshs)
<b>Total carried from previous page</b>					
A	<p><b>Wash hand basin tap</b></p> <p>Free Counter standing pillar tap with Self-closing cartridge, hydraulically controlled, piston-free design, self-closing, stepless adjustment of flow duration <b>AS NEMSI OR APPROVED EQUIVALENT</b></p>	2	No		
B	<p><b>Flexible Tubing</b></p> <p>15mm diameter x 300mm long flexible connectors complete with integral chrome plated angle valve as NEMSI or equal and approved.</p>	2	No.		
C	<p><b>Mirror</b></p> <p>6mm thick polished plate glass silver backed mirror with bevelled edges, size 610 x 610mm, Plugged and screwed to wall with 4No. chrome plated dome capped screws. The mirror shall rest against a layer of 5mm thick foam <b>AS IMPALA GLASS OR APPROVED EQUIVALENT</b></p>	2	No		
E	<p><b>Shower</b></p> <p>Concealed shower fitting consisting of 15mm chrome plated riser pipe to connect the concealed three way diverter single lever shower mixer as of Cobra Model "Trini TR 856" or approved equivalent for hot and cold water to a 100mm diameter swivel/ adjustable shower rose as Cobra model P-0681 CAT No. 101.001.78 or approved equivalent, shower arm and other necessary fittings and accessories. All to be as Cobra or equal and approved.</p>	1	No		
<b>Total carried to collection page</b>					

Item	Description	Qty	Unit	Rate (Kshs)	Amount (Kshs)
<b>Total carried from previous page</b>					
A	<p><b>Soap Dish</b></p> <p>Semi recessed built in soap tray in vitreous china of size: 150 x 150mm in approved colour as Ideal Standard Model Cassara Cat No. 109.000.09 or equal and approved.</p>	1	No.		
B	<p><b>Urinal Bowl</b></p> <p>2No.Ceramic urinal bowl complete with chrome plated flush pipes, 4.5 litres ceramic cistern, 40mm heavy duty plastic bottle trap and 40mm diameter chrome plated outlet with grating firmly fixed on the wall with chrome plated screws. The fittings shall be as Twyfords or equal and</p>	1	No.		
C	<p><b>Urinal Partition</b></p> <p>Rectangular shaped urinal partition/Division with frosted glass of Size Height 900mm and Width 450mm AS JAQUAR URINAL PARTITION PRODUCT MODEL JSE-CHR-110US450X OR EQUIVALENT</p>	1	No		
<b>Total carried to collection page</b>					

Item	Description	Qty	Unit	Rate (Kshs)	Amount (Kshs)
<b>Total carried from previous page</b>					
	<b>PPR Pipework</b>				
A	25mm diameter pipework	100	Lm		
B	50mm diameter pipework	100	Lm		
	<b>Bends</b>				
C	25mm diameter bend	30	No.		
D	50mm diameter bend	30	No.		
	<b>Tees</b>				
E	25mm equal tee	15	No.		
F	50mm equal tee	15	No.		
	<b>Reducing Bushes</b>				
G	25 x 20mm diameter reducer	15	No.		
H	50 x 25mm diameter reducer	15	No.		
	<b>Male/Female Adapters (CPVC threaded)</b>				
I	25mm threaded adapter	12	No.		
	<b>Valves</b>				
J	25mm diameter gate valve	6	No.		
K	50mm diameter gate valve	2	No.		
	<b>Unions</b>				
L	25mm diameter pipe union	6	No.		
M	50mm diameter pipe union	2	No.		
	<b>Pipe Sleeves</b>				
N	100mm diameter heavy duty PVC pipe sleeves for crossing over columns and beams.	6	Lm		
	<b>Pressure Testing</b>				
O	Allow for all costs for pressure testing for plumbing piping and issuance of pressure testing certificates	1	No.		
<b>Total carried to collection page</b>					

Item	Description	Qty	Unit	Rate (Kshs)	Amount (Kshs)
Item	Description	Qty	Unit	Rate (Kshs)	Amount (Kshs)
<b>Total carried from previous page</b>					
<b>FOUL WATER INTERNAL DRAINAGE</b>					
A	100mm diameter heavy gauge golden brown UPVC pipe	100	Lm		
B	100mm diameter heavy gauge grey mUPVC pipe	50	Lm		
C	50mm diameter waste pipe	150	Lm		
D	40mm diameter waste pipe	60	Lm		
E	32mm diameter waste pipe	150	Lm		
<b>Bends</b>					
F	100mm diameter long radius bend	30	No.		
G	100mm diameter short radius bend	10	No.		
H	100mm diameter bend with access	10	No.		
I	100mm diameter sweep bend	10	No.		
J	50mm diameter sweep bend	20	No.		
K	40mm diameter sweep bend	10	No.		
L	32mm diameter sweep bend	20	No.		
<b>Tees</b>					
M	100mm diameter sweep tee	10	No.		
N	50mm diameter sweep tee	10	No.		
O	40mm diameter sweep tee	6	No.		
P	32mm diameter sweep tee	10	No.		
<b>Access Caps</b>					
Q	100mm diameter access cap	10	No.		
R	50mm diameter access cap	10	No.		
S	40mm diameter access cap	6	No.		
T	32mm diameter access cap	10	No.		

Item	Description	Qty	Unit	Rate (Kshs)	Amount (Kshs)
Item	Description	Qty	Unit	Rate (Kshs)	Amount (Kshs)
<b>Total carried from previous page</b>					
	<b>WC Connectors</b>				
A	100mm diameter WC connector	10	No.		
	<b>Traps</b>				
B	100 x 50mm diameter floor trap and grating	15	No.		
C	300 x 300mm Gulley trap and heavy duty gulley trap cover	6	No.		
	<b>Manhole</b>				
D	600 x 450mm manhole with heavy duty cover. Manual depth to be determined on site but to a minimum of 600mm	10	No.		
	<b>Excavations</b>				
E	Excavate trench in soil/murram 400mm wide and depth not exceeding 1000mm deep and average 750mm deep, prepare bed with red soil/marram of particle size not more than 20 mm to a depth of 500mm.	50	Lm		
F	150mm diameter heavy gauge golden brown UPVC pipe for interconnecting the septic tank or sewer	50	Lm		
<b>Total Carried to Collection Page</b>					

**SANITARY FITTING& INTERNAL PIPING**

Item	Description	Qty	Unit	Rate (Kshs)	Amount (Kshs)
	<b>LADIES</b>				
	<b>Close Coupled Water Closet</b>				
A	Close-coupled WC suite ('S' or 'P'-trap) in approved colour complete with horizontal outlet to BS 3402 with 7.5 litre valveless low level ceramic cistern and fittings including siphon, 15mm diameter side inlet ball valve, 20mm diameter side overflow, plastic flush bend, dual flush system, inlet connection, chrome-plated lever and heavy plastic seat and cover with metal top fixed (chrome plated) hinges. All to be as IDEAL STANDARD "PLAN"-wc pan model 109.003.34 water closet or equal and approved.	0	No.		
<b>PLUMBING AND DRAINAGE INSTALLATION WORKS.</b>					
	<b>Flexible Tubing</b>				
B	15mm diameter x 300mm long flexible connectors complete with integral chrome plated angle valve as NEMSI or equal and approved.	0	No.		
	<b>Water Closet pan</b>				
C	Water closet pan in approved colour complete with horizontal outlet to BS 3402 and heavy plastic seat and cover with metal top fixed (chrome plated) hinges. All to be as IDEAL STANDARD "PLAN"-wc pan model 109.003.34 water closet or equal and approved.	4	No.		
	<b>Flush Valve</b>				
D	40mm Size Flush Valve Dual Flow with Concealed Body and With Exposed Shut Off Provision .Has 100mm Square Plate AS JAQUAR FLV-CHR-1089SQs OR APPROVED EQUIVALENT	4	No.		
<b>Total carried to collection page</b>					

Item	Description	Qty	Unit	Rate (Kshs)	Amount (Kshs)
<b>Total carried from previous page</b>					
A	<p><b>Toilet Roll Holder</b></p> <p>Fully recessed toilet roll holder in vitreous china of size 165 x 165mm in approved colour as Ideal Standard Model Cassara Cat No. 109.000.10 or equal and approved.</p>	4	No		
B	<p><b>Robe Hook</b></p> <p>Double-ended bathroom robe hook, made of AISI 304 stainless steel black finish <b>AS DALI OR APPROVED EQUIVALENT</b></p>	0	No		
C	<p><b>Signage</b></p> <p>Signage made of stainless steel, 0.5 mm thick and the subject is embossed in black on the stainless steel. The signs to be circular and have a diameter of 116 mm and they are fixed to the wall by means of a double side tap</p>	1	No		
D	<p><b>Wash hand basin (WHB)</b></p> <p>Half Pedestal wash hand basin size 560 x 440mm with one tap hole, 32mm diameter chrome plated chain waste, chain stay hole and bottle trap (32mm 'P' trap) with 75mm seal. To be frencia pedestal washhand basin or equal and approved.</p>	3	No		
E	<p><b>Wash hand basin tap</b></p> <p>Free Counter standing pillar tap with Self-closing cartridge, hydraulically controlled, piston-free design, self-closing, stepless adjustment of flow duration <b>AS NEMSI OR APPROVED EQUIVALENT</b></p>	3	No		
F	<p><b>Flexible Tubing</b></p> <p>15mm diameter x 300mm long flexible connectors complete with integral chrome plated angle valve as NEMSI or equal and approved.</p>	3	No.		
<b>Total carried to collection page</b>					

Item	Description	Qty	Unit	Rate (Kshs)	Amount (Kshs)
<b>Total carried from previous page</b>					
A	<p><b>Mirror</b></p> <p>6mm thick polished plate glass silver backed mirror with bevelled edges, size 610 x 610mm, Plugged and screwed to wall with 4No. chrome plated dome capped screws. The mirror shall rest against a layer of 5mm thick foam  <b>AS IMPALA GLASS OR APPROVED EQUIVALENT</b></p>	3	No		
B	<p><b>Soap Dispenser</b></p> <p>Wall mounted soap dispenser with a capacity of about one litre having a press action soap release mechanism complete with fixing screws. Allow for initial soap supply. To be as NEMSI soap dispenser or approved equivalent.</p>	1	No.		
C	<p><b>Hand Drier</b></p> <p>Automatic hand drier in white colour, operating on an infra-red automatic sensing system with heating element safety cut-out complete with a 30 seconds safety timer, plastic rawl plugs and fixing screws. The hand drier to have a heating capacity of 2.1kw and performance flow rate of 135cfm (3.82m3/min) and to be of size 270x264x143mm deep It shall have a noise level below 72.5 dBA at 1.5m. It shall be as Medclinic or approved equivalent.</p>	1	No		
D	<p><b>Shower</b></p> <p>Concealed shower fitting consisting of 15mm chrome plated riser pipe to connect the concealed three way diverter single lever shower mixer as of Cobra Model "Trini TR 856" or approved equivalent for hot and cold water to a 100mm diameter swivel/ adjustable shower rose as Cobra model P-0681 CAT No. 101.001.78 or approved equivalent, shower arm and other necessary fittings and accessories. All to be as Cobra or equal and approved.</p>	6	No		
E	<p><b>Soap Dish</b></p> <p>Semi recessed built in soap tray in vitreous china of size: 150 x 150mm in approved colour as Ideal Standard Model Cassara Cat No. 109.000.09 or equal and approved.</p>	6	No.		
<b>Total carried to collection page</b>					

Item	Description	Qty	Unit	Rate (Kshs)	Amount (Kshs)
<b>Total carried from previous page</b>					
	<b>GENTS</b>				
	<b>Close Coupled Water Closet</b>				
A	Close-coupled WC suite ('S' or 'P'-trap) in approved colour complete with horizontal outlet to BS 3402 with 7.5 litre valveless low level ceramic cistern and fittings including siphon, 15mm diameter side inlet ball valve, 20mm diameter side overflow, plastic flush bend, dual flush system, inlet connection, chrome-plated lever and heavy plastic seat and cover with metal top fixed (chrome plated) hinges. All to be as IDEAL STANDARD "PLAN"-wc pan model 109.003.34 water closet or equal and approved.	0	No.		
	<b>Flexible Tubing</b>				
B	15mm diameter x 300mm long flexible connectors complete with integral chrome plated angle valve as NEMSI or equal and approved.	0	No.		
	<b>Water Closet pan</b>				
C	Water closet pan in approved colour complete with horizontal outlet to BS 3402 and heavy plastic seat and cover with metal top fixed (chrome plated) hinges. All to be as IDEAL STANDARD "PLAN"-wc pan model 109.003.34 water closet or equal and approved.	4	No.		
	<b>Flush Valve</b>				
D	40mm Size Flush Valve Dual Flow with Concealed Body and With Exposed Shut Off Provision .Has 100mm Square Plate AS JAQUAR FLV-CHR-1089SQ5 OR APPROVED EQUIVALENT	4	No.		
<b>Total carried to collection page</b>					

Item	Description	Qty	Unit	Rate (Kshs)	Amount (Kshs)
<b>Total carried from previous page</b>					
A	<p><b>Toilet Roll Holder</b></p> <p>Fully recessed toilet roll holder in vitreous china of size 165 x 165mm in approved colour as Ideal Standard Model Cassara Cat No. 109.000.10 or equal and approved.</p>	4	No		
B	<p><b>Robe Hook</b></p> <p>Double-ended bathroom robe hook, made of AISI 304 stainless steel black finish <b>AS DALI OR APPROVED EQUIVALENT</b></p>	4	No		
C	<p><b>Signage</b></p> <p>Signage made of stainless steel, 0.5 mm thick and the subject is embossed in black on the stainless steel. The signs to be circular and have a diameter of 116 mm and they are fixed to the wall by means of a double side tap</p>	1	No		
D	<p><b>Wash hand basin (WHB)</b></p> <p>Half Pedestal wash hand basin size 560 x 440mm with one tap hole, 32mm diameter chrome plated chain waste, chain stay hole and bottle trap (32mm 'P' trap) with 75mm seal. To be frencia pedestal washhand basin or equal and approved.</p>	6	No		
E	<p><b>Wash hand basin tap</b></p> <p>Free Counter standing pillar tap with Self-closing cartridge, hydraulically controlled, piston-free design, self-closing, stepless adjustment of flow duration <b>AS NEMSI OR APPROVED EQUIVALENT</b></p>	6	No		
F	<p><b>Flexible Tubing</b></p> <p>15mm diameter x 300mm long flexible connectors complete with integral chrome plated angle valve as NEMSI or equal and approved.</p>	6	No.		
<b>Total carried to collection page</b>					

Item	Description	Qty	Unit	Rate (Kshs)	Amount (Kshs)
<b>Total carried from previous page</b>					
A	<p><b>Mirror</b></p> <p>6mm thick polished plate glass silver backed mirror with bevelled edges, size 610 x 610mm, Plugged and screwed to wall with 4No. chrome plated dome capped screws. The mirror shall rest against a layer of 5mm thick foam  <b>AS IMPALA GLASS OR APPROVED EQUIVALENT</b></p>	6	No		
B	<p><b>Soap Dispenser</b></p> <p>Wall mounted soap dispenser with a capacity of about one litre having a press action soap release mechanism complete with fixing screws. Allow for initial soap supply. To be as NEMSI soap dispenser or approved equivalent.</p>	1	No.		
C	<p><b>Hand Drier</b></p> <p>Automatic hand drier in white colour, operating on an infra-red automatic sensing system with heating element safety cut-out complete with a 30 seconds safety timer, plastic rawl plugs and fixing screws. The hand drier to have a heating capacity of 2.1kw and performance flow rate of 135cfm (3.82m<sup>3</sup>/min) and to be of size 270x264x143mm deep It shall have a noise level below 72.5 dBA at 1.5m. It shall be as Medclinic or approved equivalent.</p>	1	No		
<b>Total carried to collection page</b>					

Item	Description	Qty	Unit	Rate (Kshs)	Amount (Kshs)
<b>Total carried from previous page</b>					
A	<p><b>Urinal Bowl</b></p> <p>2No.Ceramic urinal bowl complete with chrome plated flush pipes, 4.5 litres ceramic cistern, 40mm heavy duty plastic bottle trap and 40mm diameter chrome plated outlet with grating firmly fixed on the wall with chrome plated screws. The fittings shall be as Twyford's or equal</p>	2	No.		
B	<p><b>Urinal Partition</b></p> <p>Rectangular shaped urinal partition/Division with frosted glass of Size Height 900mm and Width 450mm AS JAQUAR URINAL PARTITION PRODUCT MODEL JSE-CHR-110US450X OR EQUIVALENT</p>	3	No		
C	<p><b>Shower</b></p> <p>Concealed shower fitting consisting of 15mm chrome plated riser pipe to connect the concealed three way diverter single lever shower mixer as of Cobra Model "Trini TR 856" or approved equivalent for hot and cold water to a 100mm diameter swivel/ adjustable shower rose as Cobra model P-0681 CAT No. 101.001.78 or approved equivalent, shower arm and other necessary fittings and accessories. All to be as Cobra or equal and approved.</p>	6	No		
D	<p><b>Soap Dish</b></p> <p>Semi recessed built in soap tray in vitreous china of size: 150 x 150mm in approved colour as Ideal Standard Model Cassara Cat No. 109.000.09 or equal and approved.</p>	6	No.		
<b>Total carried to collection page</b>					

Item	Description	Qty	Unit	Rate (Kshs)	Amount (Kshs)
<b>Total carried from previous page</b>					
	<b>PPR Pipework</b>				
A	25mm diameter pipework	75	Lm		
B	50mm diameter pipework	75	Lm		
	<b>Bends</b>				
C	25mm diameter bend	15	No.		
D	50mm diameter bend	15	No.		
	<b>Tees</b>				
E	25mm equal tee	15	No.		
F	50mm equal tee	15	No.		
	<b>Reducing Bushes</b>				
G	25 x 20mm diameter reducer	15	No.		
H	50 x 25mm diameter reducer	15	No.		
	<b>Male/Female Adapters (CPVC threaded)</b>				
I	25mm threaded adapter	6	No.		
	<b>Valves</b>				
J	25mm diameter gate valve	4	No.		
K	50mm diameter gate valve	2	No.		
	<b>Unions</b>				
L	25mm diameter pipe union	4	No.		
M	50mm diameter pipe union	2	No.		
	<b>Pipe Sleeves</b>				
N	100mm diameter heavy duty PVC pipe sleeves for crossing over columns and beams.	2	Lm		
<b>Total carried to collection page</b>					

Item	Description	Qty	Unit	Rate (Kshs)	Amount (Kshs)
<b>Total carried from previous page</b>					
	<b>FOUL WATER INTERNAL DRAINAGE</b>				
A	100mm diameter heavy gauge golden brown UPVC pipe	100	Lm		
B	50mm diameter waste pipe	150	Lm		
C	32mm diameter waste pipe	90	Lm		
	<b>Bends</b>				
D	100mm diameter long radius bend	30	No.		
E	100mm diameter short radius bend	10	No.		
F	100mm diameter bend with access	10	No.		
G	100mm diameter sweep bend	10	No.		
H	50mm diameter sweep bend	20	No.		
I	40mm diameter sweep bend	10	No.		
J	32mm diameter sweep bend	20	No.		
	<b>Tees</b>				
K	100mm diameter sweep tee	10	No.		
L	50mm diameter sweep tee	10	No.		
M	32mm diameter sweep tee	10	No.		
	<b>Access Caps</b>				
N	100mm diameter access cap	10	No.		
O	50mm diameter access cap	10	No.		
P	32mm diameter access cap	10	No.		
	<b>WC Connectors</b>				
Q	100mm diameter WC connector	10	No.		
	<b>Traps</b>				
R	100 x 50mm diameter floor trap and grating	20	No.		
<b>Total Carried to Collection Page</b>					

**FIRE FIGHTING**

Item	Description	Qty	Unit	Rate (Kshs)	Amount (Kshs)
	Supply, deliver and install the following fire fighting equipment in positions indicated on the contract drawings or as shall be instructed by the Engineer.				
	<b>Hose Reel System</b>				
	<b>GMS Pipes Class B</b>				
A	25mm diameter pipework	40	Lm		
B	50mm diameter pipework	25	Lm		
	<b>Extra Over Pipework</b>				
	<b>Bends</b>				
C	25mm diameter bend	36	No.		
D	50mm diameter bend	2	No.		
	<b>Tees</b>				
E	50mm diameter equal tee	2	No.		
	<b>Reducers</b>				
F	50 x 25 mm diameter reducer	8	No.		
	<b>Valves</b>				
G	25mm diameter approved medium pressure screw down full way non-rising stem wedge gate valve to BS 1952, with wheel and head joints to steel tubing. The gate valve to be as s PEX OR APPROVED EQUIVALENT	8	No.		
H	Ditto but 50mm diameter gate valve as PEX OR APPROVED EQUIVALENT	1	No.		
	<b>Hose Reel System</b>				
I	30m long hosereel as SRI OR APPROVED EQUIVALENT	8	No.		
	<b>Unions</b>				
J	25mm diameter pipe union	8	No.		
K	50mm diameter pipe union	1	No.		
	<b>Painting</b>				
L	Allow for painting of the hose reel pipework as per particular specifications.	1	Item		
<b>Total carried to collection page</b>					

Item	Description	Qty	Unit	Rate (Kshs)	Amount (Kshs)
<b>Total carried from previous page</b>					
	<b>Fire Water Pump</b>				
A	Automatic electrically driven booster pumps. One duty and the other one standby with automatic changeover, capable of delivering 4 cubic metres per hour against a head of 20meters.The pumpset to have with inbuilt pressure controller and mounting skid.The Pumpset to be <b>AS PEDROLLO OR APPROVED EQUIVALENT</b>	1	Item		
B	25 litre Pressure Vessel for above pumpset	1	No		
	<b>Associated Electrical Works</b>				
C	Allow for associated electrical works wiring and fitting to pumps, control panel and float switches from isolator provided by others.	1	Item		
	<b>Portable Fire Extinguishers</b>				
	Supply, deliver, install, test and commission the following portable fire extinguishers and conforming to BS EN 3 / BS 1449.				
	<b>Water/Carbon Dioxide Gas Fire Extinguisher</b>				
D	9 litres water/carbon dioxide gas portable fire extinguisher complete with pressure gauge, initial charge and mounting brackets.	8	No		
	<b>Carbon Dioxide Gas Fire Extinguisher</b>				
E	5 Kg carbon dioxide gas portable fire extinguisher complete with pressure gauge, initial charge and mounting brackets.	8	No		
	<b>Fire Notices</b>				
F	Allow for fire signage for the hose reel system, fire exits and fire instructions as directed by the Project Engineer.	8	No		
<b>Total carried to collection page</b>					

### WATER TANKS & PUMPS

Item	Description	Qty	Unit	Rate (Kshs)	Amount (Kshs)
A	<p><b>Water Pump</b></p> <p>Automatic electrically driven booster pump by with automatic changeover, capable of delivering 4 cubic metres per hour against a head of 10 meters.The pumpset to have with inbuilt pressure controller and mounting skid.The Pumpset to be <b>AS Pedrollo Peripheral Impeller Booster Pumps OR APPROVED EQUIVALENT</b></p>	1	Item		
B	<p><b>Pumpset Control</b></p> <p>Pressure control system for the abovepump as Water Tech Presscontrol 1.5kW 1" or equivalent</p>	1	Item		
C	<p><b>Associated Electrical Works</b></p> <p>Allow for associated electrical works wiring and fitting to pumps, control panel and float switches from isolator provided by others.</p>	1	Item		
D	<p><b>Pump Cage</b></p> <p>1m long x 1m wide x 1m high steel pump cage with lockable access and erected of the water tank plinth</p>	1	Item		
E	<p><b>Ground Water tanks</b></p> <p>Supply, deliver and install vertical close end plastic moulded tank of capacity <b>10,000 litres</b> and diameter <b>2260 mm</b> and of height <b>2430 mm</b>. The tank to be assembled complete with cover and having screwed connections for inlet, outlet, overflow, drain pipes and any other necessary item for its proper functioning.</p>	2	No.		

Item	Description	Qty	Unit	Rate (Kshs)	Amount (Kshs)
<b>Total carried from previous page</b>					
A	<p><b>Ground Water tank Plinth</b></p> <p>Construct a tank plinth of size 6000mm x3000mm raised 300mm above ground level.Allow all associated Hardcore filling, 50mm thick mass concrete class 20 (1:2:4), Reinforcement Bars,Reference A142 mesh 200x200x200mm, Damp proofing Polythene; 1000 gauge, murrum blinding to a finish of 14mm thick 2no. coatwork cement sand (1:3) render; steel floated to concrete or blockwork base to walls; external</p>	1	Item		
B	<p><b>Excavations</b></p> <p>Excavate trench in soil/murrum 400mm wide and depth not exceeding 1000mm deep and average 750mm deep, prepare bed with red soil/marram of particle size not more than 20 mm to a depth of 500mm.</p>	120	Lm		
C	25mm diameter pipework	120	Lm		
D	25mm diameter bend	6	No.		
E	25mm equal tee	6	No.		
F	25mm diameter gate valve	1	No.		
G	25mm diameter pipe union	1	No.		
<b>Total carried to collection page</b>					

**WATER TANKS AND ASSOCIATED INSTALLATION WORKS**

Item	Description	Qty	Unit	Rate (Kshs)	Amount (Kshs)
PLUMBING	<b>Roof Water tanks</b>				
	A	Supply, deliver and install vertical close end plastic moulded tank of capacity 2000 litres (1500X1340). The tank to be assembled complete with cover and having screwed connections for inlet, outlet, overflow, drain pipes and any other necessary item for its proper functioning. The tank shall be mounted on a flat slab and shall be as TOPTANK : OR APPROVED EQUIVALENT	10	No.	
		<b>PPR Pipework</b>			
		25mm diameter pipework	25	Lm	
		<b>Bends</b>			
	C	25mm diameter bend	15	No.	
		<b>Tees</b>			
D	25mm equal tee	2	No.		
	<b>Valves</b>				
E	25mm diameter gate valve	2	No.		
	<b>Unions</b>				
F	25mm diameter pipe union	2	No.		
<b>Total Carried Forward to summary Page</b>					

**SUMMARY PAGE**

Item	Description	Amount (Kshs)
1	Total carried forward for sanitary and piping	
2	Total carried forward for first floor	
3	Total carried forward for fire protection systems	
4	Total carried forward for Ground water tanks and pumps	
5	Total carried forward for for roof water tanks	
	<b>Total Cost for plumbing and drainage carried to Main Works Summary Page</b>	

Amount in words.....

.....

Tenderer's Name and Stamp.....

.....  
.....

Address .....

Period To Execute The Works .....

Tenderer's V.A.T No .....

Tenderer's P.I.N No .....

Telephone No. ....

Mobile No. ....

Tenderer's Signature ..... Date.....

Witness Signature ..... Date.....

# ELECTRICAL INSTALLATIONS

**REPUBLIC OF KENYA**  
**PROPOSED ACCOMODATION FACILITY FOR THE KENYA INSTITUTE FOR THE**  
**BLIND**

<p><b><i>TENDER SPECIFICATIONS &amp; BILLS OF QUANTITIES</i></b> <b><i>FOR SUPPLY, INSTALLATION, TESTING AND COMMISSIONING OF ELECTRICAL</i></b> <b><i>INSTALLATION WORKS</i></b></p>
---

**PROJECT MANAGER**

**WORKS SECRETARY**

STATE DEPARTMENT OF PUBLIC WORKS

P.O BOX 30743 – 00100

**NAIROBI**

**CLIENT**

**THE PRINCIPAL,**

THE KENYA INSTITUTE FOR THE BLIND

P.O.BOX 31082-00600

**NAIROBI**

**ARCHITECT**

**CHIEF ARCHITECT**

STATE DEPARTMENT OF PUBLIC WORKS

P.O BOX 30743 - 00100

**NAIROBI**

**QUANTITY SURVEYOR**

**CHIEF QUANTITY SURVEYOR**

STATE DEPARTMENT OF PUBLIC WORKS

P.O BOX 30743 - 00100

**NAIROBI**

**ELECTRICAL ENGINEER**

**CHIEF ENGINEER ELECTRICAL**

STATE DEPARTMENT OF PUBLIC WORKS

P.O BOX 41191- 00100

**NAIROBI**

**MECHANICAL ENGINEER**

**CHIEF ENGINEER MECHANICAL (BS)**

STATE DEPARTMENT OF PUBLIC WORKS

P.O BOX 41191- 00100,

**NAIROBI**

**STRUCTURAL ENGINEER**

**CHIEF ENGINEER (STRUCTURAL)**

STATE DEPARTMENT OF PUBLIC WORKS

P.O BOX 30743– 00100

**NAIROBI**

**TABLE OF CONTENTS**

<b><u>TITLE</u></b>	<b><u>PAGE</u></b>
<b>Contents</b> .....	(i)
<b>Special Notes</b> .....	(ii)
<b>SECTION A: Instructions to Tenderers AS PER THE MAIN DOCUMENT</b>	
<b>SECTION B: Conditions of Contract AS PER THE MAIN DOCUMENT</b>	
<b>SECTION C: Sub-Contract Preliminaries AS PER THE MAIN DOCUMENT</b>	
<b>SECTION D: General Specifications of Materials and Works</b> .....	D/1-D/19
<b>SECTION E: Schedule of Contract Drawings</b> .....	E/1
<b>SECTION F: Particular Specifications of Materials and Works</b> .....	F/1
<b>SECTION G: Schedule of Unit Rates</b> .....	G/1-G/2
<b>SECTION H: Bills of Quantities</b> .....	H/1-H/13

## SPECIAL NOTES

1. These notes shall form part of the Instructions to Tenderers and Conditions of Contract.
2. Should the tenderer be in any doubt about the precise meaning of any item or figure for any reason whatsoever, he must inform the Principal, The Kenya Institute for The Blind in order that the corrected meaning may be decided before the date of submission of tender.
3. No liability will be admitted nor claim allowed in respect of errors in the tender due to mistakes in the specification which should have been rectified in the manner described above.
4. The form of Tender is per the main works contract document
5. The Tender Security (Bank) is per the main works contract document
6. The evaluation criteria as per the main works document
7. The Conditions of Contract and Sub-contract Agreement as per the main works document
8. Sub-Contract Preliminaries and Conditions as per the main works document
9. The tenderer shall not alter or otherwise qualify the text of this specification. Any alteration or qualification made without authority will be ignored and the text of the specification as printed will be adhered to.
10. The tenderer shall be deemed to have made allowances in his unit prices generally to cover items of preliminaries or additions to Prime cost Sums or other items, if those have not been priced against the respective items.
11. The instructions to tenderers is per the main works contract document
12. The copyright of this specification is vested in the Engineers and no part thereof may be reproduced without their express permission, given in writing.
13. All the tenderers must make a declaration that they have not and will not make any payment to any person which can be perceived as an inducement to enable them to win this tender.
14. This is a domestic sub-contract
15. The electrical services sub-contractor must have current category of registration with National Construction Authority (NCA) in category 8 and above.
16. A copy of the agreement entered into by the main contractor and the sub-contractor administered by a commissioner for oaths shall be submitted with the tender and in case of a successful tender, the Form of Agreement, shall be signed so as to be legally binding among the contractor and the sub-contractor.

(ii)

**SECTION D**  
**GENERAL SPECIFICATIONS**  
**OF**  
**MATERIALS AND WORKS**

## GENERAL SPECIFICATIONS OF MATERIALS AND WORKS

- 2.1 General
- 2.2 Standard of Materials
- 2.3 Workmanship
- 2.4 Procurement of Materials
- 2.5 Shop Drawings
- 2.6 Record Drawings
- 2.7 Regulations and Standards
- 2.8 Setting out Works
- 2.9 Position of Electrical Plant and Apparatus
- 2.10 M.C.B Distribution Panels and Consumer Units
- 2.11 Fused Switchgear and Isolators
- 2.12 Conduits and Conduit Runs
- 2.13 Conduit Boxes and Accessories
- 2.14 Labels
- 2.15 Earthing
- 2.16 Cables and Flexible Cords
- 2.17 Armoured PVC Insulated and Sheathed Cables
- 2.18 Cable Supports; Markers and Tiles
- 2.19 PVC Insulated Cables
- 2.20 Heat Resisting Cables
- 2.21 Flexible Cords
- 2.22 Cable Ends and phase Colours
- 2.23 Cable Insulation Colours

- 2.24 Sub-circuit Wiring
- 2.25 Space Factor
- 2.26 Insulation
- 2.27 Lighting Switches
- 2.28 Sockets and Switched sockets
- 2.29 Fused Spur Boxes
- 2.30 Cooker Outlets
- 2.31 Connectors
- 2.32 Lamp holders
- 2.33 Lamps
- 2.34 lighting Fittings Street Lighting Lanterns
- 2.35 Position of Points and Switches
- 2.36 Street/Security Lighting Columns
- 2.37 Timing Control Switch
- 2.38 Wiring System for Street Lighting
- 2.39 Metal control Pillar
- 2.40 Current Operated Earth leakage circuit breaker
- 2.41 MV Switchboard
- 2.42 Steel Conduits and Steel Trunking
- 2.43 Testing on Site

## **2.1 GENERAL**

This specification is to be read in conjunction with the drawings which are issued with it. Bills of quantities shall be the basis of all additions and omissions during the progress of the works.

## **2.2 STANDARD OF MATERIALS**

Where the material and equipment are specifically described and named in the Specification followed by approved equal, they are so named or described for the purpose of establishing a standard to which the sub-contractor shall adhere.

Should the Sub-contractor install any material not specified herein before receiving approval from the proper authorities, the Engineer shall direct the Sub-contractor to remove the material in question immediately. The fact that this material has been installed shall have no bearing or influence on the decision by the Engineer.

All materials condemned by the Engineer as not approved for use, are to be removed from the premises and suitable materials delivered and installed in their place at the expense of the Sub-contractor. All materials required for the works shall be new and the best of the respective kind and shall be of a uniform pattern.

## **2.3 WORKMANSHIP**

The workmanship and method of installation shall conform to the best standard practice. All work shall be performed by a skilled tradesman and to the satisfaction of the Engineer. Helpers shall have qualified supervision.

Any work that does not in the opinion of the Engineer conform to the best standard practice will be removed and reinstated at the Sub-contractor's expense.

Permits, Certificates or Licenses must be held by all tradesmen for the type of work; in which they are involved where such permits, certificates or licenses exist under Government legislation.

## **2.4 PROCUREMENT OF MATERIALS**

The sub-contractor is advised that no assistance can be given in the procurement or allotment of any materials or products to be used in and necessary for the construction and completion of the work.

Sub-contractors are warned that they must make their own arrangements for the supply of materials and/or products specified or required.

## **2.5 SHOP DRAWINGS**

Before manufacture or Fabrication is commenced the sub-contractor shall submit Two copies of detailed drawings of all control pillars, meter cubicles, medium voltage switchboards including their components showing all pertinent information including sizes, capacities, construction details, etc, as may be required to determine the suitability of the equipment for the approval of the Engineer. Approval of the detailed drawings shall not relieve the sub-contractor of the full responsibility of errors or the necessity of checking the drawings himself or of furnishing the materials and equipment and performing the work required by the plans and specifications.

## **2.6 RECORD DRAWINGS**

These diagrams and drawings shall show the completed installation including sizes, runs and arrangements of the installation. The drawings shall be to scale not less than 1:50 and shall include plan views and section.

The drawings shall include all the details which may be useful in the operation, maintenance or subsequent modifications or extensions to the installation.

Three sets of diagrams and drawings shall be provided, all to the approval of the Engineer.

One coloured set of line diagrams relating to operating and maintenance instructions shall be framed and, mounted in a suitable location.

## **2.7 REGULATIONS AND STANDARDS**

All work executed by the Sub-contractor shall comply with the current edition of the "Regulations" for the Electrical Equipment of Buildings, issued by the Institution of Electrical Engineers, and with the Regulations of the Local Electricity Authority.

Where the two sets of regulations appear to conflict, they shall be clarified with the Engineers. All materials used shall comply with relevant Kenya Bureau of Standards Specification.

## **2.8 SETTING OUT WORK**

The sub-contractor at his own expenses; is to set out works and take all measurements and dimensions required for the erection of his materials on site; making any modifications in details as may be found necessary during the progress of the works, submitting any such modifications or alterations in detail to the Engineer before proceeding and must allow in his Tender for all such modifications and for the provision of any such sketches or drawings related thereto.

## **2.9 POSITIONS OF ELECTRICAL PLANT AND APPARATUS**

The routes of cables and approximate positions of switchboards etc, as shown on the drawings shall be assumed to be correct for purpose of Tendering, but exact positions of all electrical Equipment and routes of cables must be agreed on site with the Engineer before any work is carried out.

## **2.10 MCB DISTRIBUTION PANELS AND CONSUMER UNITS**

All cases of MCB Panels and consumer units shall be constructed in heavy gauge sheet with hinged covers.

Removable undrilled gland plates shall be provided on the top and bottom of the cases. Miniature circuit breakers shall be enclosed in moulded plastic with the tripping mechanism and arc chambers separated and sealed from the cable terminals.

The operating dolly shall be trip free with a positive movement in both make and break position. Clear indication of the position of the handle shall be incorporated.

The tripping mechanism shall be on inverse characteristic to prevent tripping in temporary overloads and shall not be affected by normal variation in ambient temperature.

A locking plate shall be provided for each size of breaker; A complete list of circuit details on typed cartridge paper glued to stiff cardboards and covered with a sheet of perspex, and held in position with four suitable fixings, shall be fitted to the inner face of the lids of each distribution panel. The appropriate MCB ratings shall be stated on the circuit chart against each circuit in use: Ivorine labels shall be secured to the insulation barriers in such a manner as to indicate the number of the circuits shown on the circuit chart.

Insulated barriers shall be fitted between phases, and neutrals in all boards, and to shroud live parts.

Neutral cables shall be connected to the neutral bar in the same sequence as the phase cables are connected to the MCB's. This shall also apply to earth bars when installed.

## **2.11 FUSED SWITCHGEAR AND ISOLATORS**

All fused switchgear and isolators whether mounted on machinery, walls or industrial panels shall conform to the requirements of KS 04 – 226 PART: 1: 1985.

All contacts are to be fully shrouded and are to have a breaking capacity on manual operations as required by KS 04 – 182: 1980.

Fuse links for fused switches are to be of high rupturing capacity cartridge type, conforming to KS 04 – 183: 1978.

Isolators shall be load breaking/fault making isolators.

Fused switches and isolators are to have separate metal enclosures. Mechanical interlocks are to be provided between the door and main switch operating mechanism so arranged that the door may not be opened with the switch in the 'ON' position. Similarly; it shall not be possible to close the switch with the door open except that provision to defeat the mechanical interlock and close the switch with the door in the open position for test purposes. The 'ON' and 'OFF' positions of all switches and isolators shall be clearly indicated by a mechanical flag indicator or similar device. In T.P & N fused switch units, bolted neutral links are to be fitted.

## **2.12 CONDUITS AND CONDUIT RUNS**

Conduit systems are to be installed so as to allow the loop-in system of wiring:

All conduits shall be black rigid super high impact heavy gauge class 'A' PVC in accordance with KS 04 – 179: 1988 and IEE Regulations. No conduit less than 20mm in diameter shall be used anywhere in this installation.

Conduit shall be installed buried in plaster work and floor screed except when run on wooden or metal surface when they will be installed surface supported with saddles every 600mm. Conduit run in chases shall be firmly held in position by means of substantial pipe hooks driven into wooden plugs.

The Sub-contractor's attention is drawn to the necessity of keeping all conduits entirely separate from other piping services such as water and no circuit connections will be permitted between conduits and such pipes.

All conduits systems shall be arranged wherever possible to be self-draining to switch boxes and conduit outlet points for fittings:

The systems, when installed and before wiring shall be kept plugged with well fitting plugs and when short conduit pieces are used as plugs, they shall be doubled over and tied firmly together with steel wire; before wiring all conduit systems shall be carried out until the particular section of the conduit installation is complete in every respect.

The sets and bends in conduit runs are to be formed on site using appropriate size bending springs and all radii of bends must not be less than 2.5 times the outside diameter of the conduit. No solid or inspection bends, tees or elbows will be used.

Conduit connections shall either be by a demountable (screwed up) assembly or adhesive fixed and water tight by solution. The tube and fittings must be clean and free of all grease before applying the adhesive. When connections are made between the conduit and switch boxes, circular or non-screwed boxes, care shall be taken that no rough edges of conduit stick out into the boxes.

Runs between draw in boxes are not to have more than two right angle bends or their equivalent. The sub-contractor may be required to demonstrate to the Engineers that wiring in any particular run is easily withdrawable and the sub-contractor may, at no extra cost to the contract; be required to install additional draw-in boxes required. If conduit is installed in straight runs in excess of 6000mm, expansion couplings as manufactured by Egatube shall be used at intervals of 6000mm.

Where conduit runs are to be concealed in pillars and beams, the approval of the Structural Engineer, shall be obtained. The sub-contractor shall be responsible for marking the accurate position of all holes chases etc, on site, or if the Engineer so directs, shall provide the Main Contractor with dimensional drawings to enable him to mark out and form all holes and chases. Should the sub-contractor fail to inform the main contractor of any inaccuracies in this respect they shall be rectified at the sub-contractor's expense.

It will be the Sub-contractor's responsibility to ascertain from site, the details of reinforced concrete or structural steelwork and check from the builder's drawings the positions of walls, structural concrete and finishes. No reinforced concrete or steelwork may be drilled without first obtaining the written permission of the Structural Engineer.

The drawings provided with these specifications indicate the appropriate positions only of points and switches, and it shall be the Sub-Contractors responsibility to mark out and centre on site the accurate positions where necessary in consultation with the Architect and the Engineer. The sub-contractor alone shall be responsible for the accuracy of the final position.

### **2.13 CONDUIT BOXES AND ACCESSORIES**

All conduit outlets and junction boxes are to be either malleable iron and of standard circular pattern of the appropriate type to suit saddles being used or super high impact PVC manufactured to KS 04 – 179: 1983.

Small circular pattern boxes are to be used with conduits up to and including 25mm outside diameter. Rectangular pattern adaptable boxes are to be used for conduits of 32mm outside diameter and larger. For drawing in of cables in exposed runs of conduit, standard pattern through boxes are to be used:

Boxes are to be not less than 50mm deep and of such dimensions as will enable the largest appropriate number of cables for the conduit sizes to be drawn in without excessive bending.

Outlet boxes for lighting fittings are to be of the loop-in type where conduit installation is concealed and the sub-contractor shall allow one such box per fitting, except where fluorescent fittings are specified when two such boxes per fitting shall be fitted flush with ceiling and if necessary fitted with break joint rings. Pattresses shall be fitted where required to outlets on surface conduit runs.

Adaptable boxes are to be of PVC or mild steel (of not less than 12swg) and black enameled or galvanised finish according to location. They shall be of square or oblong shape location. They shall be of square or oblong shape complete with lids secured by four 2 BA brass roundhead screws; No adaptable box shall be less than 75mm x 75mm x 50mm or larger than 300mm x 300mm x 75mm and shall be adequate in depth in relation to the size of conduit entering it. Conduits shall only enter boxes by means of conduit bushes.

#### **2.14 LABELS**

Labels fitted to switches and fuse boards; -

- (i) Shall be Ivorine engraved black on white.
- (ii) Shall be secured by R.H brass screws of same manufacturing throughout.
- (iii) Shall be indicated on switches: -
  - a) Reference number of switch
  - b) Special current rating
  - c) Item of equipment controlled
- (iv) Shall indicate on MCB panels
  - a) Reference number
  - b) Type of board, i.e.; lighting, sockets, etc,
  - c) Size of cable supplying panel
  - d) where to isolate feeder cable
- (v) Shall be generally not less than 75mm x 50mm.

#### **2.15 EARTHING**

The earthing of the installation shall comply with the following requirements; -

- (i) It shall be carried out in accordance with the appropriate sections of the current edition of the Regulations, for the Electrical Equipment of Buildings issued by Institute of Electrical Engineers of Great Britain.

- (ii) At all main distribution panels and main service positions a 25mm x 3mm minimum cross sectional area Copper tape shall be provided and all equipment including the lead sheath and armouring of cables, distribution boards and metal frames shall be bonded thereto.
- (iii) The earth tape in Sub-clause (ii) shall be connected by means of a copper tape or cable of suitable cross sectional area to an earth electrode which shall be a copper earth rod (see later sub-clause).
- (iv) All tapes to be soft high conductivity copper, untinned except where otherwise specified and where run underground on or through walls, floors, etc., it shall be served with corrosion resisting tape or coated with corrosion compound and braided
- (v) Where the earth electrode is located outside the building a removable test link shall be provided inside the building as near as possible to the point of entry to the tape, for isolating the earth electrode for testing purposes.
- (vi) Earthing of sub-main equipment shall be deemed to be satisfactory where the sub-main cables are M.I.C.S. or conduit with separate earth wire, and installation is carried out in accordance with the figures stated in the current edition of the I.E.E Regulations.
- (vii) Where an earth rod is specified (see Sub-clause (iii) it shall be proprietary manufacture, solid hand drawn copper of 15mm diameter driven into the ground to a minimum depth of 3.6M. It shall be made up to 1.2m sections with internal screw and socket joints and fitted with hardened steel tip and driving cap.
- (viii) Earth plates will not be permitted
- (ix) Where an earth rod is used the earth resistance shall be tested in the manner described in the current edition of the IEE Regulations, by the Sub-Contractor in the presence of the Engineer and the Sub-Contractor shall be responsible for the supply of all test equipment.
- (x) Where copper tape is fixed to the building structure it shall be by means of purpose made non-ferrous saddles which space the conductor away from the structure a minimum distance of 20mm. Fixings, shall be made using purpose made plugs; No fixings requiring holes to be drilled through the tape will be accepted.
- (xi) Joints in copper tape shall be tinned before assembly riveted with a minimum of two copper rivets and seated solid.
- (xii) Where holes are drilled in the earth tape for connection to items of equipment the effective cross sectional area must not be less than required to comply with the IEE regulations.

## 2.16 CABLES AND FLEXIBLE CORDS

All cables used in this Sub-Contract shall be manufactured in accordance with the current appropriate Kenya standard Specification which are as follows: -

P.V.C. Insulated Cables and Flexible Cords	---	Ks 04-192:1988
P.V.C Insulated Armoured Cables	---	Ks 04-194:1990
Armouring of Electric cables	---	Ks 04-290:1987

The successful Sub-Contractor will, at the Engineers discretion be required to submit samples of cables for the Engineers approval; the Engineer reserves the right to call for the cables of an alternative manufacture without any extra cost being incurred.

P.V.C. insulated cables shall be 500/1000-volt grade. No cables smaller than 1.5mm<sup>2</sup> shall be used unless otherwise specified. The installation and the finish of cables shall be as detailed in later clauses. The colour of cables shall conform to the details stated in the "Cable Braid and insulation Colours" Clause.

## 2.17 ARMOURED P.V.C. INSULATED AND SHEATHED CABLES:

Shall be 600/1000-volt grade manufactured to Ks 04-194:1988 and Ks 04-187/188 with copper stranded conductors.

The wire armour of the cable shall be used wholly as an earth continuity conductor and the resistance of the wire armour shall have a resistance not more than twice of the largest current carrying conductor of the cable.

P.V.C./S.W.A./P.V.C. cables shall be terminated using "Telecom" "B" type or approved equal or approved equal glands and a P.V.C. tapered sleeve shall be provided to shroud each gland.

## 2.18 CABLE SUPPORTS, MARKERS AND TILES

All PVC/SWA/PVC cables run inside the building shall be fixed in rising ducts or on ceilings by means of die cast cable hooks or clamps, of appropriate size to suit cables, fixed by studs and back nuts to their channel sections.

Alternatively, fixing shall be by BICC claw type cleating system with die-cast cleats and galvanised mild steel back straps or similar approved equal method. For one or two cables run together the cleats shall be fixed a special channel section supports or backstraps described above which shall in turn be secured to walls or ceilings of ducts by rawbolts.

In excessively damp or corrosive atmospheric conditions special finishes may be required and the Sub-contractor shall apply to the Engineer for further instructions before ordering cleats and channels for such areas.

The above type of hooks and clamps and channels or cleats and blackstraps shall also be used for securing cables in vertical ducts.

Cables supports shall be fixed at 600mm maximum intervals, the supports being supplied and erected under this Sub-contract. Saddles shall not be used for supporting cables nor any other type of fixing other than one of the two methods described above or other system which has received prior approval of the Engineer;

Cables are to be kept clear of all pipe work and the Sub-contractor shall work in close liaison with other services Sub-contractors.

The Sub-Contractor shall include for the provision of fixing of approved type coloured slip on cables end markers to indicate permanently the correct phase and neutral colours on all ends.

Provision shall be made for supplying and fixing approved non-corrosive metal cable markers to be attached to the outside of all PVC/SWA/PVC cables at 15mm intervals indicating cable size and distinction.

Where PVC/SWA/PVC cables are outside the building they shall be laid underground 750mm deep with protecting concrete interlocking cover tiles laid over which shall be provided and laid under this Sub-contract.

All necessary excavations and reinstatement of ground including sanding or trenches will be carried out by the Sub-Contractor, unless otherwise stated.

#### **2.19 PVC INSULATED CABLES**

Shall be of non-braided type as CMA reference 6491 x 600/1000/1000-volt grade cables, or equal approved.

PVC cables shall conform to the details of the "Cables and Flexible cords" and "Cable Braid and Insulation Colours" clauses.

#### **2.20 HEAT RESISTING CABLES**

Final connections to cookers, water heaters, etc., shall be made using butyl rubber insulated cable as CMA reference 610 butyl (Single core 600/1000 Volt).

This type of cable shall be used in all instances where a temperature exceeding 100°F, but not exceeding 150°F is likely to be experienced. Final connections to all lighting fittings (and other equipment where a temperature in excess of 150°C likely to be experienced) shall be made using silicon rubber insulated cable or equal and approved.

#### **2.21 FLEXIBLE CORDS**

Shall be in accordance with the "Cable and Flexible Cords" clause. No cord shall be less than 24/0.2mm in size unless otherwise specified.

Circular white twin TRS flex shall be used for plain pendant fittings up to 100 watts. For all other types of lighting fittings, the flexible cable shall be silicone rubber insulated.

**2.22 CABLE ENDS AND PHASE COLOURS**

All cable ends connected up in switchgear, MCB panels etc.; shall have the insulation carefully cut back and the ends sealed with Heller man rubber slip on cable end markers.

The markers shall be of appropriate phase colour for switch and all other live feeds to the details of the "Cable Insulation Colours" clause. Black cable with black end markers shall only be used for neutral cables.

**2.23 CABLE INSULATION COLOURS**

Unless otherwise stated in later clauses the insulation colours shall be in accordance with the following table.

Where other systems are installed the cable colours shall be in accordance with the details stated in the appropriate clause.

<u>SYSTEM</u>	<u>INSULATION COLOUR</u>	
<u>CABLE END</u>		
<u>MARKER</u>		
<b>1) Main and Sub-Main</b>		
a) Phase	Red	Red
b) Neutral	Black	Black
<b>2) Sub-Circuits Single Phase</b>		
a) Phase	Red	Red
b) Neutral	Black	Black

**2.24 SUB-CIRCUIT WIRING**

For all lighting and sockets wiring shall be carried out in the "looping in" system and there shall be no joints whatsoever. No lighting circuits shall comprise more than 20 points when protected by 10A MCB. Cables with different cross-section area of copper shall not be used in combination.

Lighting circuits P.V.C. cable.

- (i) 1.5mm<sup>2</sup> for all lighting circuits indicated on the drawing.

Power circuits P.V.C cable (minimum sizes).

- (ii) 2.5mm<sup>2</sup> for one, two or three 5Amp sockets wired in parallel.
- (iii) 2.5mm<sup>2</sup> for one 15Amp socket.
- (iv) 2.5mm<sup>2</sup> for maximum of ten switched 13 Amp sockets wired from 30 Amp MCB.

The wiring sizes for lighting circuits and sockets are shown on the drawings. In such cases, the sizes shown on the drawings shall prevail over the sizes specified.

Wiring sizes for other appliances shall be shown on the drawing or specified in later clauses of this specification.

#### **2.25 SPACE FACTOR**

The maximum number of cables that may be accommodated in a given size of conduit or trunking or duct is not to exceed the number in Tables B.5 and B.6 or as stated in Regulation B.91, B.117 and B.118 of the I.E.E Regulations whichever is appropriate.

#### **2.26 INSULATION**

The insulation resistance to earth and between poles of the whole wiring system, fittings and lumps, shall not be less than the requirements of the latest edition of the I.E.E Regulations. Complete tests shall be made on all circuits by the Sub-contractor before the installations are handed over.

A report of all tests shall be furnished by the Sub-Contractor to the Engineer. The Engineer will then check test with his own instruments if necessary.

#### **2.27 LIGHTING SWITCHES**

These shall be mounted flush with the walls, shall be contained in steel or alloy boxes and shall be of the gangs' ratings and type shown in the drawings. They shall be as manufactured by M.K. Electrical Ltd., or other equal and approved to KS 04 – 247: 1988

#### **2.28 SOCKETS AND SWITCHED SOCKETS**

These shall be flush pattern in steel/pvc box and shall be of the gangs and type specified in the drawings.

They shall be 13- Amp, 3-pin, shuttered, switched and as manufactured by "M.K. Electrical Co. Ltd.", or other approved equal to KS 04 – 246: 1987

#### **2.29 FUSED SPUR BOXES**

These shall be flush, D.P switched as in steel/pvc box and of type and make specified in the drawings complete with pilot light and as manufactured by "M. K. Electrical Company Ltd", or other approved equal. KS 04 – 247: 1988

#### **2.30 COOKER OUTLETS**

These shall be flush mounted with 13-A switched socket outlet and neon indicator Lamps.

### **2.31 CONNECTORS**

Shall be specified in the drawings and appropriate rating. These shall be fitted at all conduit box lighting point outlets for jointing of looped P.V.C cables with flexible cables of specified quality.

### **2.32 LAMPHOLDERS**

Shall be of extra heavy H.O skirted and shall be provided for every specified lighting fitting and shall be B.C; E.S; or G.E.S as required. All E.S. and G.E.S. holders shall be heavy brass type (except for plain pendants where the reinforced bakelite type shall be used). The screwed cap of the E.S and G.E.S. holders shall be connected to the neutral.

Where lamp holders are supported by flexible cable, the holders shall have “cord grip” arrangements and in the case of metal shades earthing screws shall be provided on each of the holders.

The Sub-Contractor must order the appropriate type of holder when ordering lighting fittings, to ensure that the correct types of holders are provided irrespective of the type normally supplied by the manufacturers.

### **2.33 LAMPS**

All lamps shall be suitable for normal stated supply voltage and the number and sizes of lamps detailed on the drawings shall be supplied and fixed. The Sub-Contractor must verify the actual supply voltage with the supply authority before ordering the lamps.

Tungsten filament lamps shall be manufactured in accordance with KS 04 – 112:1978 for general service lamps and KS 04 – 307:1985 for lamps other than general services. Tubular fluorescent lamps shall comply with KS 04 – 464:1982

Pearl lamps shall be used in all fittings unless otherwise specified.

### **2.34 LIGHTING FITTINGS AND STREET LIGHTING LANTERNS**

This Sub-Contract shall include for the provision, handling charges, taking the delivery, safe storage, wiring (including internal wiring) assembling and erecting of all lighting fittings shown on the drawings.

All fittings and pendants shall be fixed to the conduit boxes with brass R/H screws. These to be in line with metal finish of fittings. The lighting fittings are detailed for the purpose of establishing a high standard of finish and under no circumstances will substitute fittings be permitted.

In case of rectangular shaped ceiling fittings, the extreme ends of the fittings shall be secured to suitable support in addition to the central conduit box fittings. Supports shall be provided and fixed by the Sub-Contractor.

The whole of the metal work of each lighting fittings shall be effectively bonded to earth. In the case of ball and/or knuckle joints short lengths of flexible cable shall be provided, bonded to the metal work on either side of the joints. If the above provisions are not made by the manufacturers -, the Sub-contractor shall include cost of additional work necessary in his tender. See “Flexible Cords” clause for details of internal wiring of lighting fittings.

Minimum size of internal wiring shall be 20/0.20mm (23/0067). Each lighting fitting shall be provided with number type and size of lamps as detailed on the drawings. It is to be noted that some fittings are suspended as shown on the drawings.

Where two or more points are shown adjacent to each other on the drawings, e.g. socket outlet and telephone outlet, they shall be lined up vertically or horizontally on the centre lines of the units concerned.

Normally, the units shall be lined up on vertical centre lines, but where it is necessary to mount units at low level they shall be lined up horizontally.

### **2.35 POSITIONS OF POINTS AND SWITCHES**

Although the approximate positions of all points are shown on the drawings, enquiry shall be made as to the exact positions of all M.C.B panels, lighting points, socket outlets etc, before work is actually commenced. The Sub-contractor must approach the Architect with regard to the final layout of all lights on the ceiling and walls.

The Sub-contractor must consult with the Engineer in liaison with the Clerk of Works, or the General Foreman on site regarding the positions of all points before fixing any conduit etc. The Sub-Contractor shall be responsible for all alterations made necessary by the non-compliance with the clause.

### **2.36 STREET/SECURITY OUTDOOR LIGHTING COLUMNS:**

The column shall be at a minimum of 225mm in the ground on 75mm thick concrete foundations and the pole up to 150mm shall be surrounded with concrete. The top bracket and plain section of the columns shall be common to and interchangeable with all brackets with maximum mismatching tolerance of 3mm between any pole and bracket. After manufacture and before erection the columns shall be treated with an approved mordant solution which shall be washed off and the whole allowed to dry. Thereafter, the columns shall be painted with one undercoat and two coats of gloss paint to an approved colour. All columns shall be complete with fused cut-outs.

### **2.37 TIMING CONTROL SWITCH**

These shall be installed where shown on the drawings. Photocell timing control circuits which will operate 'on' with a specified level of darkness and 'off' with a given level of light. The initial adjustment will be done with approval of the Electrical Engineer.

### **2.38 WIRING SYSTEM FOR STREET LIGHTING**

Cables shall be as indicated on the drawings, and shall be laid in a cable trench 450mm deep along the road sides and 600mm deep across the roads and 900mm away from the road kerb or 1500mm away from the edges of the road. 'Loop-in' and 'Loop-out' arrangement shall be used at every pole. Wiring to the lanterns on each pole shall be with 1.5mm<sup>2</sup> PVC twin insulated and sheathed cable with earth wire shall be laid at least 600mm below the finished road level on a compact bed of murrum at least 50mm thick and covered with a concrete surrounded 150mm thick.

### **2.39 METAL CONTROL PILLAR**

These shall be metal clad and fabricated as per contract drawings and specification.

#### **2.40 CURRENT OPERATED EARTH LEAKAGE CIRCUIT BREAKER**

Current operated earth leakage circuit breaker shall conform to B.S.S. 4293:68 rated at 240 volts D.P. 50 cycles A.C. Mains.

The breaker shall be provided with test switch and fitted in weather proof enclosure for surface mounting. The rated load current and earth fault operating current shall be as specified in the drawings. These shall be as manufactured by Crabtree, Siemens or other equal and approved.

#### **2.41 M.V. SWITCHBOARD AND SWITCHGEAR**

The switchboard shall be manufactured in accordance with KS04-226 which co-ordinates the requirements for electrical power switchgear and associated apparatus. It is not intended that this K.S. should cover the requirements for specified apparatus for which separate Kenyan Standard exist. All equipment and material used in the switchboard shall be in accordance with the appropriate Kenya Standard.

The switchboard shall comprise the equipment shown on the drawings together with all current transformers, auxiliary fuses, labels, small wiring and interconnections necessary for the satisfactory operation of the switchboard.

The Switchboard shall be of the flush fronted, enclosed, metal clad type with full front or rear access as called for in the particular specifications, suitable for indoor use, sectionalized as necessary to facilitate transport and erection. The maximum height of the switchboard is to be approximately 2.0 metres. A suitable connection chamber containing all field terminals shall be provided at the top or bottom of the switchboard as appropriate.

Before manufacture, the Sub-Contractor shall submit to the consulting Engineer for approval of detailed drawings showing the layout, construction and connection of the switchboard.

All bus-bars and bus-bar connections shall consist of high conductivity copper and be provided in accordance with KS 04-226: 1985. The bus-bars shall be clearly marked with the appropriate phase and neutral colours which should be red, yellow, blue for the phases and black for neutral. The bus-bars shall be so arranged in the switchboard that the extensions to the left and right may be made in the future with ease should the need arise.

Small wiring, which will be neatly arranged and cleated, shall be executed in accordance with B.S. 158 and the insulation of the wiring shall be coloured according to the phase or neutral connection.

Switches and fuse switches, shall be in strict accordance with KS04-183:1978 Class 2 switches. Means of locking the switch in the "OFF" position shall be provided.

All fuse switches shall comply with KS04-183:1978, PARTS 2 and 3 a fault rating at least equal to the fault rating of the switchboard in which they are installed. Cartridge fuse links to KS 04-183:1978 category A.C. 46, class Q1 and fusing factor not exceeding 1.5 shall be supplied with each fused switch.

Mounting arrangements shall be such that individual complete fuse switches may be disconnected and withdrawn when necessary without extensive dismantling work.

When switches are arranged in their formation all necessary horizontal and vertical barriers shall be provided to ensure segregation from adjacent units. Means of locking the switch in the "OFF" position shall be provided.

#### **2.42 STEEL CONDUITS AND STEEL TRUNKING**

Conduits shall be of heavy gauge class "B" welded to Standard specification KS 04-180:1985. In no case will conduit smaller than 20mm diameter be used on the works. Conduits installed within buildings shall be black enamelled finish except where specified otherwise. Where installed externally or in damp conditions they shall be galvanised. Conduit fittings, accessories or equipment used in conjunction with galvanised conduits shall also be galvanised or otherwise as approved by the service engineer.

Metal trunking shall be fabricated from mild steel of not less than 18 swg. All sections of trunking shall be rigidly fixed together and attached to the framework or fabric or the building at intervals of not less than 1.2m. Joint trunking shall not overhang fixing points by more than 0.5m.

All trunking shall be made electrically continuous by means of 25 x 3mm copper links across each joint and where the trunking is galvanised, the links shall be made by galvanised flat iron strips.

All trunking fittings (i.e. Bends, tees, etc) shall leave the main through completely clear of obstructions and continuously open except through walls and floors at which points suitable fire resisting barriers shall be provided as may be necessary. The inner edge of bends and tees shall be chamfered where cables larger than 35mm<sup>2</sup> are employed.

Where trunking passes through ceilings and walls the cover shall be solidly fixed to 150mm either side of ceilings and floors and 50mm either side of walls.

Screws and bolts securing covers to trunking or sections of covers together shall be arranged so that damage to cables cannot occur either when fixing covers or when installing cables in the trough.

Where trunking is used to connect switchgear of fuseboards, such connections shall be made by trunking fittings manufactured for this purpose and not by multiple conduit couplings.

Where vertical sections of trunking are used which exceed 4.5m in length, staggered tie off points shall be provided at 4.5m intervals to support the weight of cables.

Unless otherwise stated, all trunking systems shall be painted as for conduit.

Where a wiring system incorporates galvanised conduit and trunking, the trunking shall be deemed to be galvanised unless specified otherwise.

The number of cables to be installed in trunking shall be such as to permit easy drawing in without damage to the cables, and shall in no circumstances be such that a space factor of 45% is exceeded.

Conduit and trunking shall be mechanically and electrically continuous. Conduit shall be tightly screwed between the various lengths so that they butt at the socketed joints. The internal edges of conduit and all fittings shall be smooth, free from burrs and other defects.

Oil and any other insulating substance shall be removed from the screw threads; where conduits terminate in fuse-gear, distribution boards, adaptable boxes, non-spouted switchboxes, etc., they shall, unless otherwise stated, be connected thereto by means of smooth bore male brass bushes, compression washers and sockets. All exposed threads and abrasions shall be painted using an oil paint for black enameled tubing and galvanizing paint for galvanised tubing immediately after the conduits are erected. All bends and sets shall be made cold without altering the section of the conduit.

The inner radius of the bend shall not be less than four (4) times the outside diameter of the conduit. Not more than two right angle bends will be permitted without the inter-position of a draw-in-box. Where straight runs of conduit are installed, draw-in-boxes shall be provided at distances not exceeding 15mm. No tees, elbows, sleeves, either of inspection or solid type, will be permitted.

Conduit shall be swabbed out prior to drawing in cables, and they shall be laid so as to drain of all condensed moisture without injury to end connections.

Conduits and trunking shall be run at least 150mm clear of hot water and steam pipes, and at least 75mm clear of cold water and other services unless otherwise approved by the services engineer.

All boxes shall conform to KS 04 – 668: 1986, to be of malleable iron, and black enameled or galvanised according to the type of conduit specified. All accessory boxes shall have threaded brass inserts.

Box lids where required shall be heavy gauge metal, secured by means of zinc plated or cadmium plated steel screws.

All adaptable boxes and lids of the same size shall be interchangeable.

Boxes used on surface work are to be tapped or drilled to line up with the conduit fixed in distance type saddles allowing clearance between the conduit and wall without the need for setting the conduit.

Where used in conjunction with mineral insulated copper sheathed cable, galvanized boxes shall be used and painted after erection.

Draw-in boxes in the floors are generally to be avoided but where they are essential they must be grouped in positions approved by the services engineer and covered and by the suitable floor traps, with non-ferrous trays and covers.

The floor trap covers are to be recessed and filled in with a material to match the floor surface.

The Sub-contractor must take full responsibility for the filling in of all covers, but the filling in material will be supplied and the filling carried out by the main building contractor.

Where buried in the ground outside the building the whole of the buried conduit is to be painted with two coats of approved bitumastic composition before covering up.

Where run on the surface, unpainted fittings and joints shall be painted with two coats of oil bound enamel applied to rust and grease free metalwork.

## 2.43 TESTING ON SITE

The Sub-contractor shall conduct during and at the completion of the installation and, if required, again at the expiration of the maintenance period, tests in accordance with the relevant section of the current edition of the Regulations for the electrical equipment of buildings issued by the I.E.E of Great Britain, the Government Electrical Specification and the Electric Supply Company's By-Laws.

- (a) Tests shall be carried out to prove that all single pole switches are installed in the 'live' conductor.
- (b) Tests shall be carried out to prove that all socket outlets and switched socket outlets are connected to the 'live' conductor in the terminal marked as such, and that each earth pin is effectively bonded to the earth continuity system. Tests shall be carried out to verify the continuity of all conductors of each 'ring' circuit.
- (c) Phase tests shall be carried out on completion of the installation to ensure that correct phase sequence is maintained throughout the installation. Triplicate copies of the results of the above tests shall be provided within 14 days of the witnessed tests and the Sub-contractor will be required to issue to the service engineer the requisite certificate upon completion as required by the regulations referred to above.
- (d) Any faults, defects or omissions or faulty workmanship, incorrectly positioned or installed parts of the installation made apparently by such inspections or tests shall be rectified by the Sub-contractor at his own expense.
- (e) The Sub-contractor shall provide accurate instruments and apparatus and all labour required to carry out the above tests. The instruments and apparatus shall be made available to the services engineer to enable him to carry out such tests as he may require.
- (f) The Sub-contractor shall generally attend on other contractors employed on the project and carry out such electrical tests as may be necessary.
- (g) The Sub-contractor shall test to the services engineer's approval and as specified elsewhere in this specification or in standards and regulations already referred to, all equipment, plant and apparatus forming part of the works and before connecting to any power or other supply and setting to work.
- (h) Where such equipment, etc., forms part of or is connected to a system whether primarily or of an electrical nature or otherwise (e.g. air conditioning system) the Sub-contractor shall attend on and assist in balancing, regulating testing and commissioning, or if primarily an electrical or other system forming part of works, shall balance, regulate, test and commission the system to the service engineer's approval.

**SECTION E**

**SCHEDULE OF CONTRACT DRAWINGS**

**SCHEDULE OF CONTRACT DRAWINGS**

<b>DRAWING NO.</b>	<b>DRAWING TITLE</b>
<b>As shall be issued by the Engineer</b>	<b>As shall be issued by the Engineer</b>

**SECTION F**  
**PARTICULAR SPECIFICATIONS**  
**OF**  
**MATERIALS AND WORKS**

## PARTICULAR SPECIFICATIONS

### **1.00 SITE LOCATION**

The site of the proposed works is at **The Kenya Institute for the Blind**

### **SCOPE OF WORKS**

The works to be carried out under this sub-contract comprise supply, installation, testing and commissioning of the following: -

**a) Electrical Works**

This shall include conduiting, cabling, fittings and accessories.

**b) Fire Alarm System**

This shall include fire alarm control panel, smoke/heat detectors, sounders, break glass and earthing.

### **2.00 MATERIALS FOR THE WORKS**

Materials shall be as specified in Section D and in the Bills of Quantities of this document which shall be read in conjunction with contract drawings. Alternative materials shall not be accepted.

**SECTION G**

**SCHEDULE OF UNIT RATES**

### SCHEDULE OF UNIT RATES

1. The tenderer shall insert unit rates against the items in the following schedules and may add such other items as he considers appropriate.
2. The unit rates shall include for supply, transport, insurance, delivery to site, storage as necessary, assembling, cleaning, installing, connecting, profit and maintenance in defects liability and any other obligation under this contract.
3. The unit rates will be used to assess the value of additions or omissions arising from authorized variations to the contract works.

**SCHEDULE OF UNIT RATES**

<b>NO</b>	<b>DESCRIPTION</b>	<b>UNIT RATE (KSHS)</b>
1	PVC/SWA/PVC Copper cables per meter a) 4.0 mm sq. 4 core b) 6.0 mm sq. 4 core c) 10.0 mm sq. 4 core d) 25.0 mm sq. 4 core e) 75.0 mm sq. 4 core f) 95.0 mm sq. 4 core g) 120.0 mm sq. 4 core	
2	IP 65 rated Isolators as SCHNEIDER, 3 Phase a) 20A b) 32A c) 63A d) 100A	
3	IP 65 rated Isolators as SCHNEIDER, Single Phase a) 20A b) 32A c) 63A d) 100A	
4	Distribution Boards a) 12 Ways TPN b) 6 Ways TPN	
5	Industrial Sockets outlets, 5 pin a) 20A b) 32A	
6	Industrial Sockets outlets, 3 pin a) 20A b) 32A	
7	LED Strip	

**SECTION H**

**BILLS OF QUANTITIES**

## BILLS OF QUANTITIES

### A) PRICING OF PRELIMINARIES ITEMS

Prices will be inserted against item of preliminaries in the Contractor's Bills of Quantities and specification. These Bills are designated as Bill No.1 in this Section. Where the Contractor fails to insert his price in any item, he shall be deemed to have made adequate provision for this on various items in the Bills of Quantities. The preliminaries form part of this contract and together with other Bills of Quantities covers for the costs involved in complying with all the requirements for the proper execution of the whole of the works in the contract.

The Bills of Quantities are divided generally into two sections:

#### (a) Installation Items – Other Bills

- (i) The brief description of the items in these Bills of Quantities should in no way modify or supersede the detailed descriptions in the contract Drawings, conditions of contract and specifications.
- (ii) The unit of measurements and observations are as per those described in clause 1.0 5 of the section C.

#### (b) Summary

The summary contains tabulation of the separate parts of the Bills of Quantities carried forward with provisional sum, contingencies and any prime cost sums included. The Contractor shall insert his totals and enter his grand total tender sum in the space provided below the summary.

**This grand total tender sum shall be entered in the Form of Tender provided elsewhere in this document.**

## SPECIAL NOTES TO THE BILLS OF QUANTITIES

1. The Bills of Quantities form part of the contract documents and are to be read in conjunction with the contract drawings and general specifications of materials and works.
2. The prices quoted shall be deemed to include for all obligations under the sub-contract including but not limited to supply of materials, labour, delivery to site, storage on site, installation, testing, commissioning and all taxes including 14% V.A.T
3. All prices omitted from any item, section or part of the Bills of Quantities shall be deemed to have been included to another item, section or part.
4. Should the sub-contractor install any material not specified here-in before receiving **approval** from the Project Manager, the sub-contractor shall remove the material in question and, **at his own cost**, install the proper material
5. The grand total of prices in the price summary page must be carried forward to the **Form of Tender**.

## Statement of Compliance

- a) I confirm compliance of all clauses of the General Conditions, General Specifications and Particular Specifications in this tender.
- b) I confirm I have not made and will not make any payment to any person, which can be perceived as an inducement to win this tender.

**Signed:** \_\_\_\_\_ *for and on behalf of the Tenderer*

**Date:** \_\_\_\_\_

**Official Rubber Stamp:** \_\_\_\_\_

**ELECTRICAL INSTALLATION WORKS**

**BILL 1: SCHEDULE No. 1: POWER SUPPLY**

Item	Description	Qty	Unit	Rate (KShs)	Amount (KShs)
1.1.01	<p><i>Supply, Install, Test and Commission as per BS 7671:2008 the following as described below:</i></p> <p align="center"><b>LV METERBOARD &amp; SUB-BOARD</b></p> <p>Free Standing L.V Meter Board Constructed from Powder Coated, Heavy Gauge, 16SWG, Mild Steel. The board shall be complete with housing space for 1 No. K.P.L.C Ltd. 3 Phase Meter, Space for 3 Phase K.P.L.C Cut-Out Fuses &amp; Space for C.T's. It shall also be complete with the following:</p> <p>i) 1No. 400A Digital Multimeter                      ii) 1No. 450A 4P Copper Busbars                      iii) 1No. 400A TP Adjustable MCCB Incomer c/w Shunt Trip                      iv) 1No. 63A SP Check Meter                      v) 2No. 40A SP MCCB Outgoers                      vi) 12No. 40A TP MCCB Outgoers                      vii) 1No. 100A TP MCCB Outgoer                      viii) 1No. 250A TP MCCB Outgoer                      ix) 3No. TP Spareways                      x) 67 KVAR Automatic Stepped P.F Correction Bank, complete with Capacitors, MCCB, Contactors, P.F Regulator &amp; All other associated items &amp; accessories.</p>	1	Item		
<b>Total Amount Carried Forward to Next Page</b>					

**ELECTRICAL INSTALLATION WORKS**

**BILL 1: SCHEDULE No. 1: POWER SUPPLY**

<b>Item</b>	<b>Description</b>	<b>Qty</b>	<b>Unit</b>	<b>Rate (KShs)</b>	<b>Amount (KShs)</b>
	<b>Brought Forward From Previous Page</b>				
	<i>Supply, Install, Test and Commission as per BS 7671:2008 the following as described below:</i>				
1.1.02	Earthing of Meterboard comprising of Copper Earth Electrode 1500 mm. long and 15 mm. diameter enclosed by a 300 x 300 x 450 mm. Concrete Manhole with Cast Iron Cover complete with a 38 mm. diameter PVC Heavy Gauge Conduit to house 16 mm. sq. cable. bonded to Item 1.1.01 above.	1	Item		
1.1.03	200 x 200 x 75 mm. Heavy Gauge galvanized Steel Adaptable Box for Power Cables	16	No.		
1.1.04	100 mm. Ø H.G PVC DUCTS	440	LM.		
1.1.05	Trenching to a minimum depth of 700 mm, Laying, Sifting, Tiling, Back Filling and Compacting to Ground Level for Cables to the All Blocks.	440	LM.		
1.1.06	600 x 600 x 600 mm deep Manhole Complete with Cast Iron Cover.	15	No.		
1.1.07	Hatari Concrete Tiling Buried 400 mm underground for Item 1.1.05.	1	Lot.		
1.1.08	Fireman's Switch Circuit completely wired in 2 x 2.5 mm sq. heat resistant screened cables drawn in 20 mm Ø concealed Heavy Gauge PVC Conduits including all accessories excluding the switch.	100	LM.		
1.1.09	Fireman's Switch complete with Fire Resistant Housing.	1	No.		
<b>Total Amount Carried Forward to Next Page</b>					

**ELECTRICAL INSTALLATION WORKS**

**BILL 1: SCHEDULE No. 1: POWER SUPPLY**

<b>Item</b>	<b>Description</b>	<b>Qty</b>	<b>Unit</b>	<b>Rate (KShs)</b>	<b>Amount (KShs)</b>
	<b>Brought Forward From Previous Page</b> <i>Supply, Install, Test and Commission as per BS 7671:2008 the following as described below:</i>				
	<b>MAINS &amp; SUB-MAINS CABLING</b>				
1.1.10	Submains Cabling comprising 4C 25 mm <sup>2</sup> PVC/SWA/PVC CU cable buried in ground with all the necessary accessories from the <b>LV Meterboard to DBGA .</b>	20	LM.		
1.1.11	Submains Cabling comprising 4C 10 mm <sup>2</sup> PVC/PVC CU cable buried in ground with all the necessary accessories from the <b>DBGA to DB1A.</b>	10	LM.		
1.1.12	Submains Cabling comprising 4C 10 mm <sup>2</sup> PVC/PVC CU cable buried in ground with all the necessary accessories from the <b>DB1A to DB2A.</b>	10	LM.		
1.1.13	Submains Cabling comprising 4C 25 mm <sup>2</sup> PVC/SWA/PVC CU cable buried in ground with all the necessary accessories from the <b>LV Meterboard to DBGB .</b>	20	LM.		
1.1.14	Submains Cabling comprising 4C 10 mm <sup>2</sup> PVC/PVC CU cable buried in ground with all the necessary accessories from the <b>DBGB to DB1B.</b>	10	LM.		
1.1.15	Submains Cabling comprising 4C 10 mm <sup>2</sup> PVC/PVC CU cable buried in ground with all the necessary accessories from the <b>DB1B to DB2B.</b>	10	LM.		
1.1.16	Submains Cabling comprising 4C 25 mm <sup>2</sup> PVC/SWA/PVC CU cable buried in ground with all the necessary accessories from the <b>LV Meterboard to DBGC .</b>	20	LM.		
1.1.17	Submains Cabling comprising 4C 10 mm <sup>2</sup> PVC/PVC CU cable buried in ground with all the necessary accessories from the <b>DBGC to DB1C.</b>	10	LM.		
1.1.18	Submains Cabling comprising 4C 10 mm <sup>2</sup> PVC/PVC CU cable buried in ground with all the necessary accessories from the <b>DB1C to DB2C.</b>	10	LM.		
<b>Total Amount Carried Forward to Next Page</b>					

**ELECTRICAL INSTALLATION WORKS**

**BILL 1: SCHEDULE No. 1: POWER SUPPLY**

<b>Item</b>	<b>Description</b>	<b>Qty</b>	<b>Unit</b>	<b>Rate (KShs)</b>	<b>Amount (KShs)</b>
	<b>Brought Forward From Previous Page</b> <i>Supply, Install, Test and Commission as per BS 7671:2008 the following as described below:</i> <b>MAINS &amp; SUB-MAINS CABLING</b>				
1.1.19	Submains Cabling comprising 4C 25 mm <sup>2</sup> PVC/SWA/PVC CU cable buried in ground with all the necessary accessories from the LV <b>Meterboard to DBGC .</b>	30	LM.		
1.1.20	Submains Cabling comprising 4C 10 mm <sup>2</sup> PVC/PVC CU cable buried in ground with all the necessary accessories from the <b>DBGC to DB1C.</b>	10	LM.		
1.1.21	Submains Cabling comprising 4C 10 mm <sup>2</sup> PVC/PVC CU cable buried in ground with all the necessary accessories from the <b>DB1C to DB2C.</b>	10	LM.		
1.1.22	Submains Cabling comprising 4C 25 mm <sup>2</sup> PVC/SWA/PVC CU cable buried in ground with all the necessary accessories from the LV <b>Meterboard to DBGD .</b>	40	LM.		
1.1.23	Submains Cabling comprising 4C 10 mm <sup>2</sup> PVC/PVC CU cable buried in ground with all the necessary accessories from the <b>DBGD to DB1D.</b>	10	LM.		
1.1.24	Submains Cabling comprising 4C 10 mm <sup>2</sup> PVC/PVC CU cable buried in ground with all the necessary accessories from the <b>DB1D to DB2D.</b>	10	LM.		
1.1.25	Submains Cabling comprising 4C 25 mm <sup>2</sup> PVC/SWA/PVC CU cable buried in ground with all the necessary accessories from the LV <b>Meterboard to DB KITCHEN.</b>	50	LM.		
1.1.26	Submains Cabling comprising 3C 16 mm <sup>2</sup> PVC/SWA/PVC CU cable buried in ground with all the necessary accessories from the LV <b>Meterboard to HouseCU.</b>	60	LM.		
1.1.27	<b>Mains</b> Cabling comprising 3C 50 mm <sup>2</sup> PVC/SWA/PVC CU cable buried in ground with all the necessary accessories to the LV <b>Meterboard.</b>	100	LM.		
<b>Total Amount Carried Forward to Summary Page</b>					

**ELECTRICAL INSTALLATION WORKS**

**BILL 1: SCHEDULE No. 2: GROUND FLOOR**

<b>Item</b>	<b>Description</b>	<b>Qty</b>	<b>Unit</b>	<b>Rate (KShs)</b>	<b>Amount (KShs)</b>
	<i>Supply, Install, Test and Commission as per BS 7671:2008 the following as described below:</i>				
	<b>LIGHTING POINTS</b>				
1.2.01	Lighting Point wired in 3 x 1.5 mm <sup>2</sup> SC PVC insulated CU cables drawn in 20 mm Ø HG PVC conduits clipped onto the roof structure and suspended with hangers as the case may be including all accessories and excluding Switch Plates.				
	i) One way switched	116	No.		
	ii) Two way switched	9	No.		
	<b>LIGHTING FITTINGS</b>				
1.2.02	Light Fittings complete with all Accessories and Lamps as follows:				
	a) Type B	80	No.		
	b) Type A	7	No.		
	c) Type W	21	No.		
	d) Type Exit	8	No.		
	<b>LIGHTING SWITCHES</b>				
1.2.03	10A Ivory Switch Plates Flush Mounted on Masonry Wall as <b>SCHNEIDER or approved equivalent.</b>				
	i) One Gang One Way.	37	No.		
	ii) Three Gang Two Way.	2	No.		
	<b>POWER POINTS</b>				
1.2.04	13A Ring Mains <b>Socket Outlet Point</b> wired in 3 x 2.5 mm <sup>2</sup> SC PVC insulated CU cables drawn in 25 mm Ø HG PVC conduits concealed in building fabric complete with all the necessary accessories excluding socket outlet plate.				
		45	No.		
1.2.05	Ditto Radial for <b>Ceiling Fan.</b>	25	No.		
	<b>SOCKETS AND POWER SWITCHES</b>				
1.2.06	13A Twin Switched Ivory Socket Outlet Plate as <b>SCHNEIDER or approved equivalent.</b>				
		45	No.		
1.2.07	20A dual Pole Switch Plate as <b>SCHNEIDER or approved equivalent.</b>				
		25	No.		
1.2.08	13A Fused Connection Unit as <b>SCHNEIDER or approved equivalent.</b>				
		1	No.		
<b>Total Amount Carried Forward to Next Page</b>					

## ELECTRICAL INSTALLATION WORKS

## BILL 1: SCHEDULE No. 2: GROUND FLOOR

Item	Description	Qty	Unit	Rate (KShs)	Amount (KShs)
	<b>Brought Forward From Previous Page</b> <i>Supply, Install, Test and Commission as per BS 7671:2008 the following as described below:</i>				
1.2.09	<b>Radial Power Point</b> wired in 5 x 4.0 mm <sup>2</sup> CU cable drawn in trunking complete with all the necessary accessories excluding Isolator for 3Phase <b>Kitchen Equipment</b> .	4	LM.		
1.2.10	<b>Radial Power Point</b> wired in 3 x 4.0 mm <sup>2</sup> CU cable drawn in trunking complete with all the necessary accessories excluding Isolator for 1Phase <b>Kitchen Equipment</b> .	4	LM.		
1.2.11	20A 2P Isolator for Kitchen Equipment <b>SCHNEIDER or approved equivalent</b> .	4	No.		
1.2.12	20A 5P Isolator for Kitchen Equipment as <b>SCHNEIDER or approved equivalent</b> .	4	No.		
	<b>FIRE DETECTION AND ALARM</b>				
1.2.13	<b>Smoke Detector Point</b> completely wired in wired in 2x1.5mm <sup>2</sup> heat resistant screened cables drawn in 20mmØ concealed HG PVC conduits including all accessories but excluding the detector.	31	No.		
1.2.14	<b>Heat Detector Point</b> completely wired in wired in 2x1.5mm <sup>2</sup> heat resistant screened cables drawn in 20mmØ concealed HG PVC conduits including all accessories but excluding the detector.	4	No.		
1.2.15	<b>Electronic Sounder and Beacon Point</b> completely wired in wired in 2x1.5mm <sup>2</sup> heat resistant screened cables drawn in 20mmØ concealed HG PVC conduits including all accessories but excluding the unit.	8	No.		
1.2.16	<b>Call Point</b> completely wired in wired in 2x1.5mm <sup>2</sup> heat resistant screened cables drawn in 20mmØ concealed HG PVC conduits including all accessories but excluding the unit.	8	No.		
1.2.17	<b>Addressable Resettable Call Unit</b> incorporating integral short circuit isolator and reset key as <b>Honeywell or approved equivalent</b> .	8	No.		
<b>Total Amount Carried Forward to Next Page</b>					

**ELECTRICAL INSTALLATION WORKS**

**BILL 1: SCHEDULE No. 2: GROUND FLOOR**

<b>Item</b>	<b>Description</b>	<b>Qty</b>	<b>Unit</b>	<b>Rate (KShs)</b>	<b>Amount (KShs)</b>
	<b>Brought Forward From Previous Page</b> <i>Supply,install,test and commission as per BS 7671:2008 the following as described below:</i>				
1.2.18	<b>Addressable Photoelectric Heat Detector</b> with integral short circuit isolator as <b>Honeywell or approved equivalent.</b>	4	No.		
1.2.19	<b>Addressable Photoelectric Smoke Detector</b> with integral short circuit isolator as <b>Honeywell or approved equivalent.</b>	4	No.		
1.2.20	<b>Addressable Indoor Wall Sounder</b> with Strobe Light and built in short circuit isolator as <b>Honeywell or approved equivalent.</b>	8	No.		
1.2.21	<b>3 Loop Addressable Fire Alarm Panel</b> complete with 72 hour stand by batteries, test and reset buttons and supervisory buzzer as <b>Honeywell or approved equivalent.</b>	1	No.		
	<b>DISTRIBUTION BOARDS</b>				
1.2.22	<b>6-way 100A TPN DB</b> Recessed complete with 100A TP Integral Isolator, Lockable Cover and all Accessories excluding MCBs as <b>SCHNEIDER or approved equivalent.</b>	4	No.		
1.2.23	The following MCBs as <b>SCHNEIDER Type B or approved equivalent.</b>				
	i) 10A SP	20	No.		
	ii) 15A SP	4	No.		
	iii) 32A SP	8	No.		
	iv) 40A TP	8	No.		
	v) Blanking Plates	40	No.		
	<b>KITCHEN DISTRIBUTION BOARD</b>				
1.2.24	<b>12-way 100A TPN DB</b> Recessed complete with 100A TP Integral Isolator, Lockable Cover and all Accessories excluding MCBs as <b>SCHNEIDER or approved equivalent.</b>	1	No.		
1.2.25	The following MCBs as <b>SCHNEIDER Type B or approved equivalent.</b>				
	i) 10A SP	2	No.		
	ii) 15A SP	1	No.		
	iii) 32A SP	3	No.		
	iv) 32A TP	4	No.		
	v) Blanking Plates	18	No.		
	<b>Total Amount Carried Forward to Next Page</b>				

**ELECTRICAL INSTALLATION WORKS**

**BILL 1: SCHEDULE No. 3: TYPICAL FLOOR**

<b>Item</b>	<b>Description</b>	<b>Qty</b>	<b>Unit</b>	<b>Rate (KShs)</b>	<b>Amount (KShs)</b>
	<i>Supply, Install, Test and Commission as per BS 7671:2008 the following as described below:</i>				
	<b>LIGHTING POINTS</b>				
1.3.01	Lighting Point wired in 3 x 1.5 mm <sup>2</sup> SC PVC insulated CU cables drawn in 20 mm Ø HG PVC conduits clipped onto the roof structure and suspended with hangers as the case may be including all accessories and excluding Switch Plates.				
	i) One way switched	81	No.		
	ii) Two way switched	9	No.		
	<b>LIGHTING FITTINGS</b>				
1.3.02	Light Fittings complete with all Accessories and Lamps as follows:				
	a) Type B	33	No.		
	b) Type W	10	No.		
	c) Type Exit	2	No.		
	d) Type Bulkhead	30	No.		
	e) Walkway	15	No.		
	<b>LIGHTING SWITCHES</b>				
1.3.03	10A Ivory Switch Plates Flush Mounted on Masonry Wall as <b>SCHNEIDER or approved equivalent.</b>				
	i) One Gang One Way.	34	No.		
	ii) One Gang Two Way.	3	No.		
	<b>POWER POINTS</b>				
1.3.04	13A Ring Mains <b>Socket Outlet Point</b> wired in 3 x 2.5 mm <sup>2</sup> SC PVC insulated CU cables drawn in 25 mm Ø HG PVC conduits concealed in building fabric complete with all the necessary accessories excluding socket outlet plate.				
		22	No.		
	<b>SOCKETS AND POWER SWITCHES</b>				
1.3.05	13A Twin Switched Ivory Socket Outlet Plate as <b>SCHNEIDER or approved equivalent.</b>				
		22	No.		
<b>Total Amount Carried Forward to Next Page</b>					

**ELECTRICAL INSTALLATION WORKS**

**BILL 1: SCHEDULE No. 3: TYPICAL FLOOR**

<b>Item</b>	<b>Description</b>	<b>Qty</b>	<b>Unit</b>	<b>Rate (KShs)</b>	<b>Amount (KShs)</b>
	<b>Brought Forward From Previous Page</b> <i>Supply,install,test and commission as per BS 7671:2008 the following as described below:</i>				
	<b>DISTRIBUTION BOARD</b>				
1.3.06	<b>6-way 100A TPN DB</b> Recessed complete with 100A TP Integral Isolator, Lockable Cover and all Accessories excluding MCBs as <b>SCHNEIDER or approved equivalent.</b>	4	No.		
1.3.07	The following MCBs as <b>SCHNEIDER Type B or approved equivalent.</b>				
	i) 10A SP	20	No.		
	ii) 15A SP	16	No.		
	iii) 32A SP	8	No.		
	iv) Blanking Plates	28	No.		
1.3.08	<b>Smoke Detector Point</b> completely wired in wired in 2x1.5mm <sup>2</sup> heat resistant screened cables drawn in 20mmØ concealed HG PVC conduits including all accessories but excluding the detector.	32	No.		
1.3.09	<b>Heat Detector Point</b> completely wired in wired in 2x1.5mm <sup>2</sup> heat resistant screened cables drawn in 20mmØ concealed HG PVC conduits including all accessories but excluding the detector.	4	No.		
1.3.10	<b>Electronic Sounder and Beacon Point</b> completely wired in wired in 2x1.5mm <sup>2</sup> heat resistant screened cables drawn in 20mmØ concealed HG PVC conduits including all accessories but excluding the unit.	8	No.		
1.3.11	<b>Call Point</b> completely wired in wired in 2x1.5mm <sup>2</sup> heat resistant screened cables drawn in 20mmØ concealed HG PVC conduits including all accessories but excluding the unit.	8	No.		
1.3.12	<b>Addressable Resettable Call Unit</b>	8	No.		
1.2.19	<b>Addressable Photoelectric Smoke Detector</b>	32	No.		
1.2.20	<b>Addressable Indoor Wall Sounder</b>	8	No.		
<b>Total Amount For One No. Typical Floor</b>					
<b>Total Amount Carried Forward to Summary Page</b>					

ELECTRICAL INSTALLATION WORKS

SCHEDULE OF LIGHT FITTINGS

Item	Description
	<p style="text-align: center;"><b>LIGHTING FITTINGS</b></p> <p>Light Fittings complete with all accessories and lamps as follows:</p> <p>a) <b>Type B</b> IP 65 LED Weatherproof 1200mm Luminaire, 29W,117Lm/W, 4000K LED,50000 hrs Lamp Life, Polycarbonate Housing and Optical Cover as <b>PHILLIPS or approved equivalent.</b></p> <p>b) <b>Type Exit Sign</b> for viewing up to 30m distance,maintained operation, 3W, 3 hours emergency duration with LED strip and ISO Exit legends As <b>THORN or approved equivalent.</b></p> <p>c) <b>Type A</b> ceiling pendant as <b>MK or approved equivalent.</b></p> <p>d) <b>Type W</b> Ball Head Fitting as <b>MK or approved equivalent.</b></p>

**ELECTRICAL INSTALLATION WORKS**

**MAIN SUMMARY PAGE**

<b>ItemNo.</b>	<b>Description</b>	<b>Amount(KShs)</b>
1.00	Bill No. 1 Schedule No. 1 Power Distribution	
2.00	Bill No. 1 Schedule No. 2 Ground Floor Bill	
3.00	No. 1 Schedule No. 3 First Floor	
<b>Total Amount for Electrical Installations Forwarded to the Main Summary Page</b>		

**AMOUNT IN WORDS**

Kenya Shillings .....

.....

Bidder's Official Stamp .....

P.O. Box.....

Signature.....

PIN..... VAT.....

# PROVISIONAL SUMS

Item No.	Description	Qty	Unit	Rate KShs	Amount KShs
<b><u>SECTION NO. 10 - PROVISIONAL SUMS</u></b>					
<i>The following provisional sums are to be measured on completion and priced in accordance with the rates contained in these bills of quantities or prorata thereto or deducted in whole if not required</i>					
A	Provide a Sum of Shillings <b>Eight Hundred Fifty Thousand (Kshs. 850,000)</b> Only for re-routing of services, unclogging of drainage and plumbing system, unclogging of electrical conduit system and making good disturbed surfaces.	ITEM			850,000.00
B	Provide a Sum of Shillings <b>Two Hundred Thousand (Kshs. 200,000)</b> Only for Signage	ITEM			200,000.00
C	Provide a Sum of Shillings <b>One Million (Kshs. 1,000,000)</b> Only for contingencies to be omitted or expended in whole or in part at the discretion of the Project Manager	ITEM			1,000,000.00
<b><u>SECTION NO. 10 PROVISIONAL SUMS</u></b>					<b>2,050,000.00</b>
<b>Carried to Main summary</b>				<b>KSHS</b>	

# GRAND SUMMARY

**PROPOSED COMPLETION OF ACCOMODATION FACILITY (HOSTEL BLOCK) FOR KENYA INSTITUTE FOR THE BLIND**

**GRAND SUMMARY**

ITEM	DESCRIPTION	Page No.	FOR TENDERER USE ONLY	FOR OFFICIAL USE ONLY
		<b>PAGE</b>	<b>K.SHS.</b>	<b>K.SHS.</b>
A	PARTICULAR PRELIMINARIES	PP/9		
B	GENERAL PRELIMINARIES	GP/10		
C	BUILDERS WORK - GROUND FLOOR	GF/18		
D	BUILDERS WORK - FIRST FLOOR	FF/13		
E	BUILDERS WORK - SECOND FLOOR	SF/3		
E	BUILDERS WORK - ROOF LEVEL	RF/4		
F	ROOFING TO RAMP	RC/2		
G	PLUMBING & DRAINAGE INSTALLATIONS	BoQ/14		
H	ELECTRICAL INSTALLATIONS	ED14		
J	PROVISIONAL SUMS	PS/1	<b>2,050,000.00</b>	<b>2,050,000.00</b>
	SUB TOTAL 1			
	ADD: PPRA LEVY @ 0.03%			
	ADD: VAT @ 16%			

**GRAND TOTAL CARRIED TO FORM OF TENDER (VAT INCLUSIVE)**

AMOUNT IN WORDS : KENYA SHILLINGS .....

TENDERER'S NAME .....

ADDRESS .....

DATE .....

TENDERER'S SIGNATURE .....

WITNESS'S NAME.....

ADDRESS .....

DATE .....

WITNESS SIGNATURE.....

# DRAWINGS



**NOTES**

**General**

This drawing is to be read in conjunction with engineers' drawings.  
 All dimensions are in mm unless otherwise specified.  
 Drawings are not to be scaled. Only figured dimensions to be used. The contractor must check & verify all the dimensions before commencement of the work.

**Construction**

All slabs at ground level to be laid over 1000 gauge polythene sheeting on 50mm thick murrum blinding on well compacted hardcore.  
 All soils under slabs & around external foundation to be poised for the termites control.

**Structural**

All black cotton soil to be removed from below all building & paved surfaces.  
 All paved surfaces to be clear of black cotton soil to a distance of 500m outside the edge of the surface.  
 For all R.C works, refer to SE's details.  
 Foundation depths to be determined on site to the SE approval.  
 All walls less than 200mm thick to be reinforced with hoop iron at every alternate course.  
 All adjacent R.C work and masonry walls to be tied with strap irons at every course.

**Mechanical**

All plumbing & drainage work to comply with P.H specifications.  
 All surface ducts to be accessible from all floors.  
 S.V.P denotes soil vent pipe and to be provided at the head of the drainage.  
 Drains passing beneath buildings and driveways to be encased in 150mm concrete surround.  
 All underground foul & waste drain pipes shall be of PVC, to comply with BS5255.  
 All inspection chambers covers and framing shall be cast iron to comply with BS.497 Table 2 Grade A.  
 The storm water drain pipes to comply with BS. 556.  
 Minimum slope in the drain pipes to be 1%  
 No chases for pipes will be allowed in the slabs.  
 Sleeves will be allowed with written approval from the SE  
 No cutting of concrete without express approval of the Architect or SE.  
 All testing of pipes must be coordinated with electrical engineer & any conflicts must be clarified before works begins.  
 P.V denotes permanent vents.

**Electrical**

All conduits must be laid before plastering.

**Fire fighting**

Provide a 1130 litres reserve tank with a booster pump Dry risers  
 Provide 4x9kg litres water CO2 fire extinguisher on every floor.

revision suffix  
 date of revision  
 initials  
 revision details


**PROJECT**  
**PROPOSED ACCOMODATION FACILITY.**  
**(HOSTEL BLOCK)**

**WP Item No. BD106/NB/NB/1501/10032B**

**CLIENT MINISTRY / DEPARTMENT**  
**KENYA INSTITUTE OF THE BLIND,**  
**P.O Box ,**  
**NAIROBI.**

PROJECT JOB NO.	DRG NO.	A	B
SCALE: <b>As Shown</b>		C	D


DATE	CLIENT SIGNATURE	DATE
DRAWN BY	NAME	SIGNATURE
PROJECT ARCH	<b>W. O. KUMO</b>	<b>08/2020</b>
TEAM LEADER	<b>H. K. NJAGI</b>	

**ARCH. S.K. MULI**  
**CHIEF ARCHITECT**

**MINISTRY OF TRANSPORT,**  
**INFRASTRUCTURE, HOUSING,**  
**URBAN DEVELOPMENT &**  
**PUBLIC WORKS.**

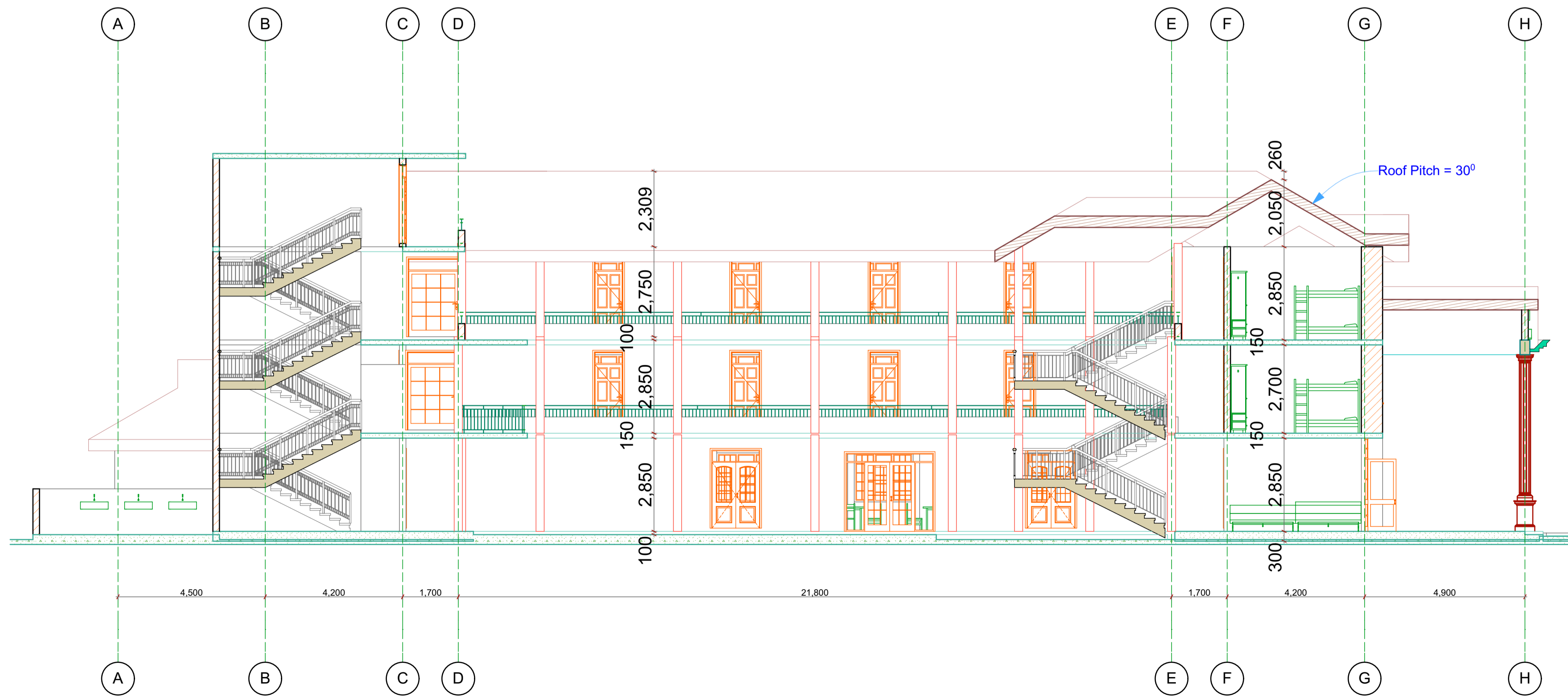
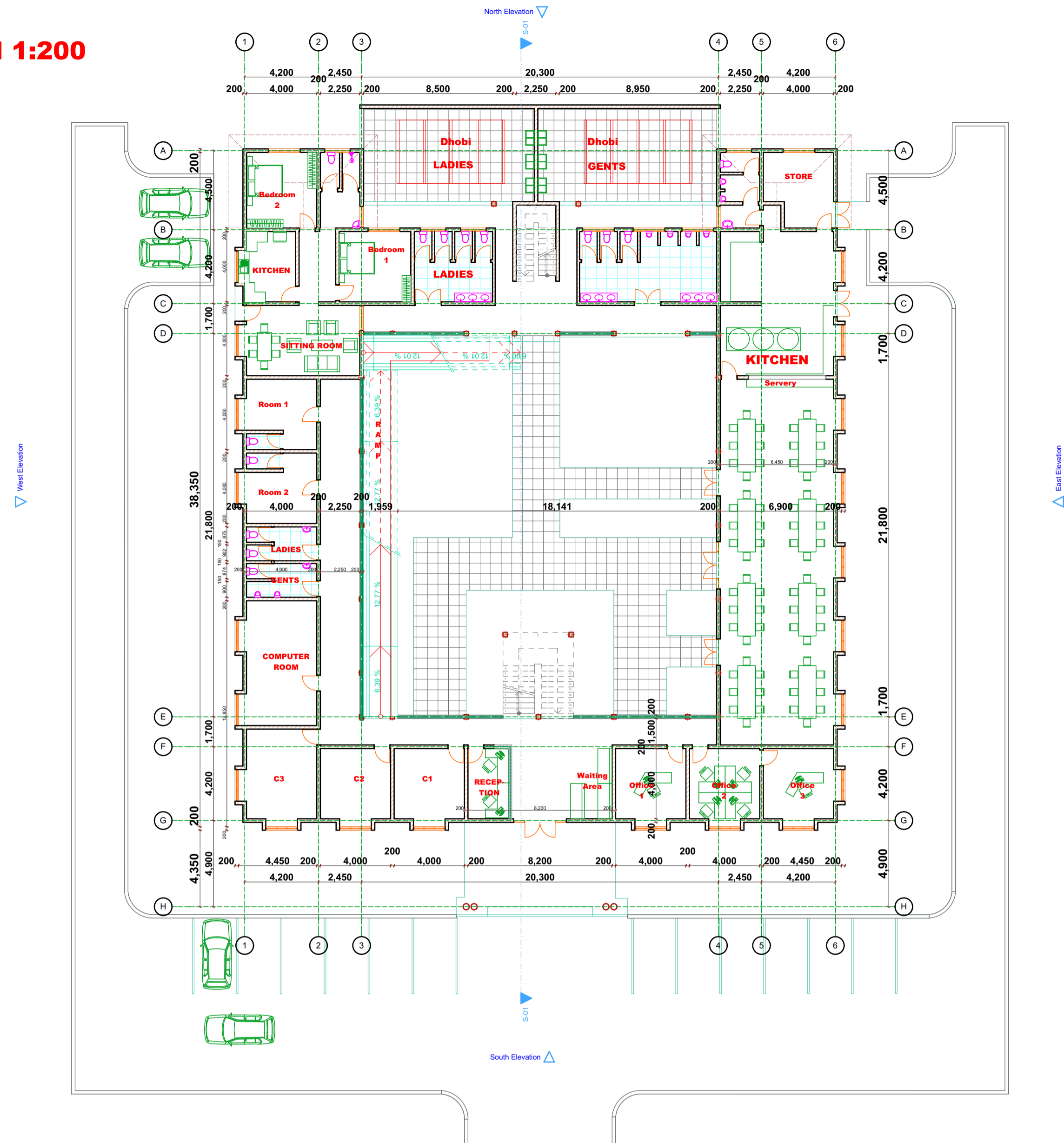
ARCHITECTURAL DEPARTMENT

FOR THE GOVERNMENT OF THE REPUBLIC OF KENYA





**SITE PLAN 1:200**



S-01

Building Section

1:100

**NOTES**

**General**  
This drawing is to be read in conjunction with engineers' drawings.  
All dimensions are in mm unless otherwise specified.  
Drawings are not to be scaled. Only figured dimensions to be used. The contractor must check & verify all the dimensions before commencement of the work.

**Construction**  
All slabs at ground level to be laid over 1000 gauge polythene sheeting on 50mm thick murrum blinding on well compacted hardcore.  
All soils under slabs & around external foundation to be poised for the termites control.

**Structural**  
All black cotton soil to be removed from below all building & paved surfaces.  
All paved surfaces to be clear of black cotton soil to a distance of 500m outside the edge of the surface.  
For all R.C works, refer to SE's details.  
Foundation depths to be determined on site to the SE approval.  
All walls less than 200mm thick to be reinforced with hoop iron at every alternate course.  
All adjacent R.C work and masonry walls to be tied with strap irons at every course.

**Mechanical**  
All plumbing & drainage work to comply with P.H specifications.  
All surface ducts to be accessible from all floors.  
S.V.P denotes soil vent pipe and to be provided at the head of the drainage.  
Drains passing beneath buildings and driveways to be encased in 150mm concrete surround.  
All underground foul & waste drain pipes shall be of PVC, to comply with BS5255.  
All inspection chambers covers and framing shall be cast iron to comply with BS.497 Table 2 Grade A.  
The storm water drain pipes to comply with BS. 556.  
Minimum slope in the drain pipes to be 1%.  
No chases for pipes will be allowed in the slabs.  
Sleeves will be allowed with written approval from the SE.  
No cutting of concrete without express approval of the Architect or SE.  
All testing of pipes must be coordinated with electrical engineer & any conflicts must be clarified before works begins.  
P.V denotes permanent vents.

**Electrical**  
All conduits must be laid before plastering.

**Fire fighting**  
Provide a 1130 litres reserve tank with a booster pump Dry risers  
Provide 4x9kg litres water CO2 fire extinguisher on every floor.

revision suffix	date of revision	initials	revision details

PROJECT  
**PROPOSED ACCOMODATION FACILITY.  
(HOSTEL BLOCK)**

WP Item No. BD106/NB/1501/10032B

CLIENT MINISTRY / DEPARTMENT  
**KENYA INSTITUTE OF THE BLIND,  
P.O Box,  
NAIROBI.**

PROJECT JOB NO.	DRG. NO.


SCALE:	A	B	C	D	E	F
<b>As Shown</b>						

DATE	CLIENT SIGNATURE	DATE

DRAWN BY	NAME	SIGNATURE	DATE
	M		08/2020

PROJECT ARCH **W. O. KUMO**  
TEAM LEADER **H. K. NJAGI**

ARCH. S.K. MULI  
CHIEF ARCHITECT  
**MINISTRY OF TRANSPORT,  
INFRASTRUCTURE, HOUSING,  
URBAN DEVELOPMENT &  
PUBLIC WORKS.**  
ARCHITECTURAL DEPARTMENT  
FOR THE GOVERNMENT OF THE REPUBLIC OF KENYA





South Elevation

1:100



West Elevation

1:100

## NOTES

### General

This drawing is to be read in conjunction with engineers' drawings.  
All dimensions are in mm unless otherwise specified.  
Drawings are not to be scaled. Only figured dimensions to be used. The contractor must check & verify all the dimensions before commencement of the work.

### Construction

All slabs at ground level to be laid over 1000 gauge polythene sheeting on 50mm thick murrum blinding on well compacted hardcore.  
All soils under slabs & around external foundation to be poised for the termite control.

### Structural

All black cotton soil to be removed from below all building & paved surfaces.  
All paved surfaces to be clear of black cotton soil to a distance of 500m outside the edge of the surface.  
For all R.C works, refer to SE's details.  
Foundation depths to be determined on site to the SE approval.  
All walls less than 200mm thick to be reinforced with hoop iron at every alternate course.  
All adjacent R.C work and masonry walls to be tied with strap irons at every course.

### Mechanical

All plumbing & drainage work to comply with P.H specifications.  
All surface ducts to be accessible from all floors.  
S.V.P denotes soil vent pipe and to be provided at the head of the drainage.  
Drains passing beneath buildings and driveways to be encased in 150mm concrete surround.  
All underground foul & waste drain pipes shall be of PVC, to comply with BS5255.  
All inspection chambers covers and framing shall be cast iron to comply with BS.497 Table 2 Grade A.  
The storm water drain pipes to comply with BS. 556.  
Minimum slope in the drain pipes to be 1%  
No chases for pipes will be allowed in the slabs.  
Sleeves will be allowed with written approval from the SE  
No cutting of concrete without express approval of the Architect or SE.  
All testing of pipes must be coordinated with electrical engineer & any conflicts must be clarified before works begins.  
P.V denotes permanent vents.

### Electrical

All conduits must be laid before plastering.

### Fire fighting

Provide a 1130 litres reserve tank with a booster pump  
Dry risers  
Provide 4x9kg litres water CO2 fire extinguisher on every floor.

revision suffix  
date of revision  
initials  
revision details

PROJECT  
**PROPOSED ACCOMODATION FACILITY.  
(HOSTEL BLOCK)**

WP Item No. BD106/NB/NB/1501/10032B

CLIENT MINISTRY / DEPARTMENT  
**KENYA INSTITUTE OF THE BLIND,  
P.O Box ,  
NAIROBI.**

PROJECT JOB NO.	DRG. NO.
SCALE: <b>As Shown</b>	A B C


DATE	CLIENT SIGNATURE
DRAWN BY: <b>M</b>	SIGNATURE: _____ DATE: <b>08/2020</b>
PROJECT ARCH: <b>W. o. KUMO</b>	
TEAM LEADER: <b>H. K. NJAGI</b>	

ARCH. S.K. MULI  
CHIEF ARCHITECT

MINISTRY OF TRANSPORT,  
INFRASTRUCTURE, HOUSING,  
URBAN DEVELOPMENT &  
PUBLIC WORKS.

ARCHITECTURAL DEPARTMENT

FOR THE GOVERNMENT OF THE REPUBLIC OF KENYA





East Elevation

1:100



North Elevation

1:100

**NOTES**

**General**

This drawing is to be read in conjunction with engineers' drawings.  
All dimensions are in mm unless otherwise specified.  
Drawings are not to be scaled. Only figured dimensions to be used. The contractor must check & verify all the dimensions before commencement of the work.

**Construction**

All slabs at ground level to be laid over 1000 gauge polythene sheeting on 50mm thick murrum blinding on well compacted hardcore.  
All soils under slabs & around external foundation to be poised for the termite control.

**Structural**

All black cotton soil to be removed from below all building & paved surfaces.  
All paved surfaces to be clear of black cotton soil to a distance of 500m outside the edge of the surface.  
For all R.C works, refer to SE's details.  
Foundation depths to be determined on site to the SE approval.  
All walls less than 200mm thick to be reinforced with hoop iron at every alternate course.  
All adjacent R.C work and masonry walls to be tied with strap irons at every course.

**Mechanical**

All plumbing & drainage work to comply with P.H specifications.  
All surface ducts to be accessible from all floors.  
S.V.P denotes soil vent pipe and to be provided at the head of the drainage.  
Drains passing beneath buildings and driveways to be encased in 150mm concrete surround.  
All underground foul & waste drain pipes shall be of PVC, to comply with BS5255.  
All inspection chambers covers and framing shall be cast iron to comply with BS.497 Table 2 Grade A.  
The storm water drain pipes to comply with BS. 556. Minimum slope in the drain pipes to be 1%.  
No chases for pipes will be allowed in the slabs. Sleeves will be allowed with written approval from the SE.  
No cutting of concrete without express approval of the Architect or SE.  
All testing of pipes must be coordinated with electrical engineer & any conflicts must be clarified before works begins.  
P.V denotes permanent vents.

**Electrical**

All conduits must be laid before plastering.

**Fire fighting**

Provide a 1130 litres reserve tank with a booster pump Dry risers  
Provide 4x9kg litres water CO2 fire extinguisher on every floor.

revision suffix  
date of revision  
initials  
revision details

PROJECT  
**PROPOSED ACCOMODATION FACILITY.  
(HOSTEL BLOCK)**

WP Item No. BD106/NB/NB/1501/10032B

CLIENT MINISTRY / DEPARTMENT  
**KENYA INSTITUTE OF THE BLIND,  
P.O Box ,  
NAIROBI.**

PROJECT JOB NO.	DRG. NO.
SCALE: <b>As Shown</b>	A B C


DATE	CLIENT SIGNATURE
DRAWN BY: <b>M</b>	SIGNATURE
PROJECT ARCH: <b>W. o. KUMO</b>	DATE: <b>08/2020</b>
TEAM LEADER: <b>H. K. NJAGI</b>	

ARCH. S.K. MULI  
CHIEF ARCHITECT

MINISTRY OF TRANSPORT,  
INFRASTRUCTURE, HOUSING,  
URBAN DEVELOPMENT &  
PUBLIC WORKS.

ARCHITECTURAL DEPARTMENT

FOR THE GOVERNMENT OF THE REPUBLIC OF KENYA







## **SECTION VI - SPECIFICATIONS**

AS SPECIFIED IN THE BILLS OF QUANTITIES ATTACHED IN SECTION V

## **SECTION VII - DRAWINGS**

AS ATTACHED TOGETHER WITH QUANTITIES ATTACHED IN SECTION V



---

## **PART III - THE CONDITIONS OF CONTRACT AND CONTRACT**

---

## SECTION VIII - GENERAL CONDITIONS OF CONTRACT (GCC)

[Name of Procuring Entity]

[Name of Contract]

[Architect Name and Address]

### General Conditions of Contract

---

#### 1 GENERAL PROVISIONS

##### 1.1 Definitions

In this Contract, except where context otherwise requires, the following terms shall be interpreted as indicated below. Words indicating persons or parties include corporations and other legal entities, except where the context requires otherwise.

“**Accepted Contract Amount**” means the amount accepted in the Letter of Acceptance for the execution and completion of the Works and the remedying of any defects.

“**Base Date**” means a date 30 day prior to the submission of tenders.

“**Bill of Quantities**” means the priced and completed Bill of Quantities forming part of the tender.

“**Completion Date**” means the date of completion of the Works as certified by the Engineer.

“**Contract Price**” means the price defined in the contract and there after as adjusted in accordance with the provisions of the Contract.

“**Contract**” means the agreement entered into between the Procuring Entity and the Contractor as recorded in the Agreement Form and signed by the parties including all attachments and appendices thereto and all documents incorporated by reference therein to execute, complete, and maintain the Works.

“**Contractor's Documents**” means the calculations, computer programs and other software, progress reports, drawings, manuals, models and other documents of a technical nature (if any) supplied by the Contractor under the Contract.

“**Contractor's Equipment**” means all apparatus, machinery, vehicles and other things required for the execution and completion of the Works and the remedying of any defects. However, Contractor's Equipment excludes Temporary Works, Procuring Entity's Equipment (if any), Plant, Materials and any other things intended to form or forming part of the Permanent Works.

“**Contractor's Personnel**” means the Contractor's Representative and all personnel whom the Contractor utilizes on Site, who may include the staff, labor and other employees of the Contractor and of each Subcontractor; and any other personnel assisting the Contractor in the execution of the Works.

“**Contractor's Representative**” means the person named by the Contractor in the Contractor appointed from time to time by the Contractor who acts on behalf of the Contractor.

“**Contractor**” means the person(s) named as contractor in the Form of Tender accepted by the Procuring Entity.

“**Cost**” means expenditure reasonably incurred (or to be incurred) by the Contractor, whether on or off the Site, including overhead and similar charges, but does not include profit.

“**Day**” means a calendar day and “**year**” means 365 days.

“**Dayworks**” means Work inputs subject to payment on a time basis for labour and the associated materials and plant.

**“Defect”** means any part of the Works not completed in accordance with the Contract.

**“Defects Liability Certificate”** means the certificate issued by Architect upon correction of defects by the Contractor.

**“Defects Liability Period”** means the period named in the Special Conditions of Contract and calculated from the Completion Date, within which the contractor is liable for any defects that may develop in the handed over works.

**“Defects Notification Period”** means the period for notifying defects in the Works or a Section (as the case may be) under Sub-Clause 11.1 [Completion of Outstanding Work and Remedying Defects], which extends over the days stated in the Special Conditions of Contract.

**“Drawings”** means the drawings of the Works, as included in the Contract, and any additional and modified drawings issued by (or on behalf of) the Procuring Entity in accordance with the Contract.

**“Final Payment Certificate”** means the payment certificate issued under Sub-Clause 14.13 [Issue of Final Payment Certificate].

**“Final Statement”** means the statement defined in Sub-Clause 14.11 [Application for Final Payment Certificate].

**“Force Majeure”** is defined in Clause 19 [Force Majeure].

**“Foreign Currency”** means a currency of another country (not Kenya) in which part (or all) of the Contract Price is payable, but not the Local Currency.

**“Goods”** means Contractor's Equipment, Materials, Plant and Temporary Works, or any of them as appropriate.

**“Interim Payment Certificate”** means a payment certificate issued under Clause 14 [Contract Price and Payment], other than the Final Payment Certificate.

**“Laws”** means all national legislation, statutes, ordinances, and regulations and by-laws of any legally constituted public authority.

**“Letter of Acceptance”** means the letter of formal acceptance of a tender, signed by Procuring Entity, including any annexed memoranda comprising agreements between and signed by both Parties.

**“Local Currency”** means the currency of Kenya.

**“Materials”** means things of all kinds (other than Plant) intended to form or forming part of the Permanent Works, including the supply-only materials (if any) to be supplied by the Contractor under the Contract.

**“Notice of Dissatisfaction”** means the notice given by either Party to the other under Sub-Clause 20.3 indicating its dissatisfaction and intention to commence arbitration.

**“Special Conditions of Contract”** means the pages completed by the Procuring Entity entitled Special Conditions of Contract which constitute Part A of the Special Conditions.

**“Party”** means the Procuring Entity or the Contractor, as the context requires.

**“Payment Certificate”** means a payment certificate issued under Clause 14 [Contract Price and Payment].

**“Performance Certificate”** means the certificate issued under Sub-Clause 11.9 [Performance Certificate].

**“Performance Security”** means the security (or securities, if any) under Sub-Clause 4.2 [Performance Security].

**“Permanent Works”** means the permanent works to be executed by the Contractor under the Contract.

**“Plant”** means the apparatus, machinery and other equipment intended to form or forming part of the Permanent Works, including vehicles purchased for the Procuring Entity and relating to the construction or operation of the Works.

**“Procuring Entity's Equipment”** means the apparatus, machinery and vehicles (if any) made available by the

Procuring Entity for the use of the Contract or in the execution of the Works, as stated in the Specification; but does not include Plant which has not been taken over by the Procuring Entity.

**“Procuring Entity's Personnel”** means the Engineer, the Engineer, the assistants and all other staff, labor and other employees of the Architect and of the Procuring Entity; and any other personnel notified to the Contractor, by the Procuring Entity or the Engineer, as Procuring Entity's Personnel.

**“Procuring Entity”** means the Entity named in the Special Conditions of Contract.

**“Engineer”** is the person named in the Appendix to Conditions of Contract (or any other competent person appointed by the Procuring Entity and notified to the Contractor, to act in replacement of the Engineer) who is responsible for supervising the execution of the Works and administering the Contract and shall be an “Architect” or a “Quantity Surveyor” registered under the Architects and Quantity Surveyors Act Cap 525 or an “Engineer” registered under Engineers Registration Act Cap 530.

**“Engineer”** means the person appointed by the Procuring Entity to act as the Architect for the purposes of the Contract and named in the Special Conditions of Contract, or other person appointed from time to time by the Procuring Entity and notified to the Contractor

**“Provisional Sum”** means a sum (if any) which is specified in the Contract as a provisional sum, for the execution of any part of the Works or for the supply of Plant, Materials or services under Sub-Clause 13.5 [Provisional Sums].

**“Retention Money”** means the accumulated retention moneys which the Procuring Entity retains under Sub-Clause 14.3 [Application for Interim Payment Certificates] and pays under Sub-Clause 14.9 [Payment of Retention Money].

**“Schedules”** means the document(s) entitled schedules, completed by the Contractor and submitted with the Form of Tender, as included in the Contract.

**“Section”** means a part of the Works specified in the Special Conditions of Contract as a Section (if any)

**“Site Investigation Reports”** are those reports that may be included in the tendering documents which a ref actual and interpretative about the surface and sub-surface condition sat the Site.

**“Site”** means the places where the Permanent Works are to be executed, including storage and working areas, and to which Plant and Materials are to be delivered, and any other places as may be specified in the Contract as forming part of the Site.

**“Specification”** means the document entitled specification, as included in the Contract, and any additions and modifications to the specification in accordance with the Contract. Such document specifies the Works.

**“Start Date” or “Commencement Date”** is the latest date when the Contractor shall commence execution of the Works. It does not necessarily coincide with the Site possession date(s).

**“Statement”** means a statement submitted by the Contractor as part of an application, under Clause 14 [Contract Price and Payment], for a payment certificate.

**“Subcontractor”** means any person named in the Contract as a subcontractor, or any person appointed as a subcontractor, for a part of the Works.

**“Taking-Over Certificate”** means a certificate issued under Clause 10 [Procuring Entity's Taking Over].

**“Temporary Works”** means all temporary works of every kind (other than Contractor's Equipment) required on Site for the execution and completion of the Permanent Works and the remedying of any defects.

**“Temporary works”** means works designed, constructed, installed, and removed by the Contractor which are needed for construction or installation of the Works.

**“Tender”** means the Form of Tender and all other documents which the Contractor submitted with the Form of Tender, as included in the Contract.

**“Tests after Completion”** means the tests (if any) which are specified in the Contract and which are carried out in

accordance with the Specification after the Works or a Section (as the case may be) are taken over by the Procuring Entity.

“**Tests on Completion**” means the tests which are specified in the Contractor agreed by both Parties or instructed as a Variation, and which are carried out under Clause 9 [Tests on Completion] before the Works or a Section (as the case may be) are taken over by the Procuring Entity.

“**Time for Completion**” means the time for completing the Works or a Section (as the case may be) as stated in the Special Conditions of Contract (with any extension calculated from the Commencement Date.

“**Unforeseeable**” means not reasonably foreseeable by an experienced contractor by the Base Date.

“**Variation**” means any change to the Works, which is instructed or approved as a variation under Clause 13 [Variations and Adjustments].

“**Works**” means the items the Procuring Entity requires the Contractor to undertake as defined in the Appendix to Conditions of Contract. “**Works**” may also mean the Permanent Works and the Temporary Works, or either of them as appropriate.

## 1.2 Interpretation

In the Contract, except where the context requires otherwise:

- a) Words indicating one gender include all genders;
- b) words indicating the singular also include the plural and words indicating the plural also include the singular;
- c) provisions including the word “agree”, “agreed” or “agreement” require the agreement to be recorded in writing;
- d) “written” or “in writing” means hand-written, type-written, printed or electronically made, and resulting in a permanent record; and

The marginal words and other headings shall not be taken into consideration in the interpretation of these Conditions.

## 1.3 Communications

1.3.1 Wherever these Conditions provide for the giving or issuing of approvals, certificates, consents, determinations, notices, requests and discharges, these communications shall be:

- a) In writing and delivered by hand (against receipt), sent by mail or courier, or transmitted using any of the agreed systems of electronic transmission as stated in the Special Conditions of Contract; and
- b) delivered, sent, or transmitted to the address of or the recipient's communications as stated in the Special Conditions of Contract. However:
  - i) if the recipient gives notice of another address, communications shall thereafter be delivered accordingly; and
  - ii) if the recipient has not stated otherwise when requesting an approval or consent, it may be sent to the address from which the request was issued.

1.3.2 Approvals, certificates, consents and determinations shall not be unreasonably withheld or delayed. When a certificate is issued to a Party, the certifier shall send a copy to the other Party. When a notice is issued to a Party, by the other Party or the Engineer, a copy shall be sent to the Architect or the other Party, as the case may be.

## 1.4 Law and Language

1.4.1 The Contract shall be governed by the laws of **Kenya**.

1.4.2 The ruling language of the Contract shall be **English**.

## 1.5 Priority of Documents

The documents forming the Contract are to be taken as mutually explanatory of one another. For the purposes of interpretation, the priority of the documents shall be in accordance with the following sequence:

- a) The Contract Agreement,
- b) The Letter of Acceptance,
- c) The Special Conditions – Part A,
- d) the Special Conditions – Part B
- e) the General Conditions of Contract
- f) the Form of Tender,
- g) the Specifications and Bills of Quantities
- h) the Drawings, and
- i) the Schedules and any other documents forming part of the Contract.

If an ambiguity or discrepancy is found in the documents, the Architect shall issue any necessary clarification or instruction.

## **1.6 Contract Agreement**

The Parties shall enter into a Contract Agreement within 14 days after the Contractor receives the Contract Agreement, unless the Special Conditions establish otherwise. The Contract Agreement shall be based upon the formannexed to the Special Conditions. The costs of stamp duties and similar charges (if any) imposed by law in connection with entry into the Contract Agreement shall be borne by the Procuring Entity.

## **1.7 Assignment**

The Contractor shall not assign the whole or any part of the Contract or any benefit or interest in or under the Contract. However, the contractor:

- a) May as sign the whole or any part with the prior consent of the Procuring Entity, and
- b) may, as security in favor of a bank or financial institution, assign its right to moneys due, or to become due, under the Contract.

## **1.8 Care and Supply of Documents**

- 1.81 The Specifications and Drawings shall be in the custody and care of the Procuring Entity. Unless otherwise stated in the Contract, two copies of the Contract and of each subsequent Drawings and Bills of Quantities shall be supplied to the Contractor, who may make or request further copies at the cost of the Contractor.
- 1.82 Each of the Contractor's Documents shall be in the custody and care of the Contractor, unless and until taken over by the Procuring Entity. Unless otherwise stated in the Contract, the Contractor shall supply to the Architect two copies of each of the Contractor's Documents.
- 1.83 The Contractor shall keep, on the Site, a copy of the Contract, publications named in the Specification, the Contractor's Documents (if any), the Drawings and Variations and other communications given under the Contract. The Procuring Entity's Personnel shall have the right of access to all these documents at all reasonable times.
- 1.84 If a Party becomes aware of an error or defect in a document which was prepared for use in executing the Works, the Party shall promptly give notice to the other Party of such error or defect.

## **1.9 Timely provision of Drawings or Instructions**

- 1.91 The Contractor shall give notice to the Architect whenever the Works are likely to be delayed or disrupted if any necessary drawing or instruction is not issued to the Contractor within a particular time, which shall be reasonable. The notice shall include details of the necessary drawing or instruction, details of why and by when it should be issued, and the nature and amount of the delay or disruption likely to be suffered if it is late.
- 1.92 If the Contractor suffers delay and/or incurs Cost as a result of a failure of the Architect to issue the notified drawing or instruction within a time which is reasonable and is specified in the notice with supporting details, the Contractor shall give a further notice to the Architect and shall be entitled subject to Sub-Clause 20.1 [Contractor's Claims] to:
  - a) an extension of time for any such delay, if completion is or will be delayed, under Sub-Clause 8.4 [Extension of Time for Completion], and

b) payment of any other associated costs accrued, which shall be included in the Contract Price.

1.93 After receiving this further notice, the Architect shall proceed in accordance with Sub-Clause 3.5 [Determinations] to agree or determine these matters.

1.94 However, if and to the extent that the Architect failure was caused by any error or delay by the Contractor, including an error in, or delay in the submission of, any of the Contractor's Documents, the Contractor shall not be entitled to such extension of time, or costs accrued.

#### **1.10 Procuring Entity's Use of Contractor's Documents**

1.10.1 As agreed between the Parties, the Contractor shall retain the copyright and other intellectual property rights in the Contractor's Documents and other design documents made by (or on behalf of) the Contractor.

1.10.2 The Contractor shall be deemed (by signing the Contract) to give to the Procuring Entity a non-terminable transferable non-exclusive royalty-free license to copy, use and communicate the Contractor's Documents, including making and using modifications of them. This license shall:

- a) apply throughout the actual or intended working life (whichever is longer) of the relevant parts of the Works,
- b) entitle any person in proper possession of the relevant part of the Works to copy, use and communicate the Contractor's Documents for the purposes of completing, operating, maintaining, altering, adjusting, repairing and demolishing the Works, and
- c) in the case of Contractor's Documents which are in the form of computer programs and other software, permit their use on any computer on the Site and other places as envisaged by the Contract, including replacements of any computers supplied by the Contractor.

1.10.3 The Contractor's Documents and other design documents made by (or on behalf of) the Contractor shall not, without the Contractor's consent, be used, copied or communicated to a third party by (or on behalf of) the Procuring Entity for purposes other than those permitted under Sub-Clause 1.10.2.

#### **1.11 Contractor's Use of Procuring Entity's Documents**

As agreed between the Parties, the Procuring Entity shall retain the copyright and other intellectual property rights in the Specification, the Drawings and other documents made by (or on behalf of) the Procuring Entity. The Contractor may, at his cost, copy, use, and obtain communication of these documents for the purposes of the Contract. They shall not, without the Procuring Entity's consent, be copied, used or communicated to a third party by the Contractor, except as necessary for the purposes of the Contract.

#### **1.12 Confidential Details**

1.12.1 The Contractor's and the Procuring Entity's Personnel shall ensure confidentiality at all times. The confidentiality shall survive termination or completion of the contract. They shall disclose all such confidential and other information as may be reasonably required in order to verify compliance with the Contract and allow its proper implementation.

1.12.2 The Contractor's and the Procuring Entity's Personnel shall also treat the details of the Contract as private and confidential, except to the extent necessary to carry out their respective obligations under the Contract or to comply with applicable Laws. Each of them shall not publish or disclose any particulars of the Works prepared by the other Party without the previous agreement of the other Party. However, the Contractor shall be permitted to disclose any publicly available information, or information otherwise required to establish his qualifications to compete for other projects.

#### **1.13 Compliance with Laws**

The Contractor shall, in performing the Contract, comply with applicable Laws. Unless otherwise stated in the Special Conditions of Contract:

- a) The Procuring Entity shall have obtained (or shall obtain) the planning, zoning, building permit or similar permission for the Permanent Works, and any other permissions described in the Specifications as having been (or to be) obtained by the Procuring Entity; and the Procuring Entity shall indemnify and hold the Contractor harmless against and from the consequences of any failure to do so; and

- b) the Contractor shall give all notices, pay all taxes, duties and fees, and obtain all permits, licenses and approvals, as required by the Laws in relation to the execution and completion of the Works and the remedying of any defects; and the Contractor shall indemnify and hold the Procuring Entity harmless against and from the consequences of any failure to do so, unless the Contractor is impeded to accomplish these actions and shows evidence of its diligence.

#### **1.14 Joint and Several Liability**

If the Contractor constitutes (under applicable Laws) a joint venture, consortium or other unincorporated grouping of two or more persons:

- a) These persons shall be deemed to be jointly and severally liable to the Procuring Entity for the performance of the Contract;
- b) these persons shall notify the Procuring Entity of their leader who shall have authority to bind the Contractor and each of these persons; and
- c) the Contractor shall not alter its composition or legal status without the prior consent of the Procuring Entity.

#### **1.15 Inspections and Audit by the Procuring Entity**

Pursuant to paragraph 2.2(e). of Appendix B to the General Conditions, the Contractor shall permit and shall cause its subcontractors and sub-consultants to permit, the Public Procurement Regulatory Authority, Procuring Entity and/or persons appointed or designated by the Government of Kenya to inspect the Site and/or the accounts and records relating to the procurement process, selection and/or contract execution, and to have such accounts and records audited by auditors appointed by the Procuring Entity if requested by the Procuring Entity. The Contractor's and its Subcontractors' and sub-consultants' attention is drawn to Sub-Clause 15.6 (Fraud and Corruption) which provides, inter alia, that acts intended to materially impede the exercise of the Procuring Entity's inspection and audit rights constitute a prohibited practice subject to contract termination (as well as to a determination of ineligibility pursuant to the Procuring Entity's prevailing sanctions procedures).

## **2 THE PROCURING ENTITY**

### **2.1 Right of Access to the Site**

- 2.1.1 The Procuring Entity shall give the Contractor right of access to, and possession of, all parts of the Site within the time (or times) stated in the **Special Conditions of Contract**. The right and possession may not be exclusive to the Contractor. If, under the Contract, the Procuring Entity is required to give (to the Contractor) possession of any foundation, structure, plant or means of access, the Procuring Entity shall do so in the time and manner stated in the Specification. However, the Procuring Entity may withhold any such right or possession until the Performance Security has been received.
- 2.1.2 If no such time is stated in the Special Conditions of Contract, the Procuring Entity shall give the Contractor right of access to, and possession of, the Site within such times as required to enable the Contractor to proceed without disruption in accordance with the programme submitted under Sub-Clause 8.3 [Programme].
- 2.1.3 If the Contractor suffers delay and/or incurs Cost as a result of a failure by the Procuring Entity to give any such right or possession within such time, the Contractor shall give notice to the Architect and shall be entitled subject to Sub-Clause 20.1 [Contractor's Claims] to:
  - a) an extension of time for any such delay, if completion is or will be delayed, under Sub-Clause 8.4 [Extension of Time for Completion], and
  - b) payment of any such Cost-plus profit, which shall be included in the Contract Price.
- 2.1.4 After receiving this notice, the Architect shall proceed in accordance with Sub-Clause 3.5 [Determinations] to agree or determine these matters.
- 2.1.5 However, if and to the extent that the Procuring Entity's failure was caused by any error or delay by the Contractor, including an error in, or delay in the submission of, any of the Contractor's Documents, the Contractor shall not be entitled to such extension of time, Cost or profit.

## 2.2 Permits, Licenses or Approvals

2.2.1 The Procuring Entity shall provide, at the request of the Contractor, such reasonable assistance as to allow the Contractor to obtain properly:

- a) Copies of the Laws of Kenya which are relevant to the Contract but are not readily available, and
- b) any permits, licenses or approvals required by the Laws of Kenya:
  - i) which the Contractor is required to obtain under Sub-Clause 1.13 [Compliance with Laws],
  - ii) for the delivery of Goods, including clearance through customs, and
  - iii) for the export of Contractor's Equipment when it is removed from the Site.

## 2.3 Procuring Entity's Personnel

The Procuring Entity shall be responsible for ensuring that the Procuring Entity's Personnel and the Procuring Entity's other contractors on the Site:

- a) co-operate with the Contractor's efforts under Sub-Clause 4.6 [Co-operation], and
- b) take actions similar to those which the Contractor is required to take under sub-paragraphs (a), (b) and (c) of Sub-Clause 4.8 [Safety Procedures] and under Sub-Clause 4.18 [Protection of the Environment].

## 2.4 Procuring Entity's Financial Arrangements

The Procuring Entity shall make and maintain all necessary financial arrangements which will enable the Procuring Entity to pay the Contract Price punctually (as estimated at that time) in accordance with Clause 14 [Contract Price and Payment].

## 3 THE ENGINEER

### 3.1 Architect Duties and Authority

3.1.1 The Procuring Entity shall appoint the Architect who shall carry out the duties as assigned to him in the Contract. The Architect staff shall include suitably qualified Assistants and other professionals who are competent to carry out these duties. The Architect Name and Address shall be provided in the **Special Conditions of Contract**.

3.1.2 The Architect shall have no authority to amend the Contract.

3.1.3 The Architect may exercise the authority attributable to the Architect as specified in or necessarily to be implied from the Contract. If the Architect is required to obtain the approval of the Procuring Entity before exercising a specified authority, the requirements shall be as stated in the **Special Conditions of Contract**. The Procuring Entity shall promptly inform the Contractor of any change to the authority attributed to the Engineer.

3.1.4 However, whenever the Architect exercises a specified authority for which the Procuring Entity's approval is required, then (for the purposes of the Contract) the contractor shall require the Architect to provide evidence of such approval before complying with the instruction.

3.1.5 Except as otherwise stated in these Conditions:

- a) Whenever carrying out duties or exercising authority, specified in or implied by the Contract, the Architect shall be deemed to act for the Procuring Entity;
- b) the Architect has no authority to relieve either Party of any duties, obligations or responsibilities under the Contract;
- c) any approval, check, certificate, consent, examination, inspection, instruction, notice, proposal, request, test, or similar act by the Architect (including absence of disapproval) shall not relieve the Contractor from any responsibility he has under the Contract, including responsibility for errors, omissions, discrepancies and non-compliances; and
- d) any act by the Architect in response to a Contractor's request shall be notified in writing to the Contractor within 14 days of receipt.

3.16 The following provisions shall apply:

The Architect shall obtain the specific approval of the Procuring Entity before taking action under the following Sub-Clauses of these Conditions:

- a) Sub-Clause 4.12: agreeing or determining an extension of time and/or additional cost.
- b) Sub-Clause 13.1: instructing a Variation, except;
  - i) In an emergency situation as determined by the Engineer, or
  - ii) If such a Variation would increase the Accepted Contract Amount by less than the percentage specified in the **Special Conditions of Contract**.
- c) Sub-Clause 13.3: Approving a proposal for Variation submitted by the Contractor in accordance with Sub Clause 13.1 or 13.2.
- d) Sub-Clause 13.4: Specifying the amount payable in each of the applicable three currencies.

3.17 Notwithstanding the obligation, as set out above, to obtain approval, if, in the opinion of the Engineer, an emergency occurs affecting the safety of life or of the Works or of adjoining property, he may, without relieving the Contractor of any of his duties and responsibility under the Contract, instruct the Contractor to execute all such work or to do all such things as may, in the opinion of the Engineer, be necessary to abate or reduce the risk. The Contractor shall forth with comply, despite the absence of approval of the Procuring Entity, with any such instruction of the Engineer. The Architect shall determine an addition to the Contract Price, in respect of such instruction, in accordance with Clause 13 and shall notify the Contractor accordingly, with a copy to the Procuring Entity.

### 3.2 Delegation by the Engineer

3.21 The Architect may from time to time assign duties and delegate authority to assistants and may also revoke such assignment or delegation. These assistants may include a resident Engineer, and/or independent inspectors appointed to inspect and/ or test items of Plant and/or Materials. The assignment, delegation or revocation shall be in writing and shall not take effect until copies have been received by both Parties. However, unless otherwise agreed by both Parties, the Architect shall not delegate the authority to determine any matter in accordance with Sub-Clause 3.5 [Determinations].

3.22 Each assistant, to whom duties have been assigned or authority has been delegated, shall only be authorized to issue instructions to the Contractor to the extent defined by the delegation. Any approval, check, certificate, consent, examination, inspection, instruction, notice, proposal, request, test, or similar act by an assistant, in accordance with the delegation, shall have the same effect as though the act had been an act of the Engineer. However:

- a) Any failure to disapprove any work, Plant or Materials shall not constitute approval, and shall therefore not prejudice the right of the Architect to reject the work, Plant or Materials;
- b) If the Contractor questions any determination or instruction of an assistant, the Contractor may refer the matter to the Engineer, who shall promptly confirm, reverse or vary the determination or instruction.

### 3.3 Instructions of the Engineer

3.31 The Architect may issue to the Contractor (at anytime) instructions and additional or modified Drawings which may be necessary for the execution of the Works and the remedying of any defects, all in accordance with the Contract. The Contractor shall only take instructions from the Engineer, or from an assistant to whom the appropriate authority has been delegated under Clause 3.2.1.

3.32 The Contractor shall comply with the instructions given by the Architect or delegated assistant, on any matter related to the Contract. Whenever practicable, their instructions shall be given in writing. If the Architect or a delegated assistant:

- a) Gives an oral instruction,
- b) receives a written confirmation of the instruction, from (or on behalf of) the Contractor, within two working days after giving the instruction, and

- c) does not reply by issuing a written rejection and/or instruction within two working days after receiving the confirmation,

Then the confirmation shall constitute the written instruction of the Architect or delegated assistant (as the case may be).

### **3.4 Replacement of the Engineer**

If the Procuring Entity intends to replace the Engineer, the Procuring Entity shall, in not less than 21 days before the intended date of replacement, give notice to the Contractor of the name, address and relevant experience of the intended person to replace the Engineer.

### **3.5 Determinations**

3.5.1 Whenever these Conditions provide that the Architect shall proceed in accordance with this Sub-Clause 3.5 to agree or determine any matter, the Architect shall consult with each Party in an endeavor to reach agreement. If agreement is not achieved, the Architect shall make a fair determination in accordance with the Contract, taking due regard of all relevant circumstances.

3.5.1 The Architect shall give notice to both Parties of each agreement or determination, with supporting particulars, within 30 days from the receipt of the corresponding claim or request except when otherwise specified. Each Party shall give effect to each agreement or determination unless and until revised under Clause 20 [Claims, Disputes and Arbitration].

## **4 THE CONTRACTOR**

### **4.1 Contractor's General Obligations**

4.1.1 The Contractor shall design (to the extent specified in the Contract), execute and complete the Works in accordance with the Contract and with the Architect instructions, and shall remedy any defects in the Works.

4.1.2 The Contractor shall provide the Plant and Contractor's Documents specified in the Contract, and all Contractor's Personnel, Goods, consumables and other things and services, whether of a temporary or permanent nature, required in and for this design, execution, completion and remedying of defects.

4.1.3 All equipment, material, and services to be incorporated in or required for the Works shall have their origin in any eligible source country.

4.1.4 The Contractor shall be responsible for the adequacy, stability and safety of all Site operations and of all methods of construction. Except to the extent specified in the Contract, the Contractor (i) shall be responsible for all Contractor's Documents, Temporary Works, and such design of each item of Plant and Materials as is required for the item to be in accordance with the Contract, and (ii) shall not otherwise be responsible for the design specification of the Permanent Works.

4.1.5 The Contractor shall, whenever required by the Engineer, submit details of the arrangements and methods which the Contractor proposes to adopt for the execution of the Works. No significant alteration to these arrangements and methods shall be made without this having previously been notified to the Engineer.

4.1.6 If the Contract specifies that the Contractor shall design any part of the Permanent Works, then unless otherwise stated in the Special Conditions:

- a) The Contractor shall submit to the Architect the Contractor's Documents for this part in accordance with the procedures specified in the Contract;
- b) these Contractor's Documents shall be in accordance with the Specification and Drawings, shall be written in the language for communications defined in Sub-Clause 1.4 [Law and Language], and shall include additional information required by the Architect to add to the Drawings for co-ordination of each Party's designs;
- c) the Contractor shall be responsible for this part and it shall, when the Works are completed, be fit for such purposes for which the part is intended as are specified in the Contract; and
- d) prior to the commencement of the Tests on Completion, the Contractor shall submit to the Architect the "as-built" documents and, if applicable, operation and maintenance manuals in accordance with the

Specification and in sufficient detail for the Procuring Entity to operate, maintain, dismantle, reassemble, adjust and repair this part of the Works. Such part shall not be considered to be completed for the purposes of taking-over under Sub-Clause 10.1 [Taking Over of the Works and Sections] until these documents and manuals have been submitted to the Engineer.

## 4.2 Performance Security

- 4.21 The Contractor shall obtain (at his cost) a Performance Security for proper performance, in the amount stated in the **Special Conditions of Contract** and denominated in the currency (ies) of the Contract or in a freely convertible currency acceptable to the Procuring Entity. If an amount is not stated in the Special Conditions of Contract, this Sub-Clause shall not apply.
- 4.22 The Contractor shall deliver the Performance Security to the Procuring Entity within 30 days after receiving the Notification of Award and shall send a copy to the Engineer. The Performance Security shall be issued by a reputable bank selected by the Contractor and shall be in the form annexed to the Special Conditions, as stipulated by the Procuring Entity in the Special Conditions of Contract, or in another form approved by the Procuring Entity.
- 4.23 The Contractor shall ensure that the Performance Security is valid and enforceable until the Contractor has executed and completed the Works and remedied any defects. If the terms of the Performance Security specify its expiry date, and the Contractor has not become entitled to receive the Performance Certificate by the date 30 days prior to the expiry date, the Contractor shall extend the validity of the Performance Security until the Works have been completed and any defects have been remedied.
- 4.24 The Procuring Entity shall not make a claim under the Performance Security, except for amounts to which the Procuring Entity is entitled under the Contract.
- 4.25 The Procuring Entity shall indemnify and hold the Contractor harmless against and from all damages, losses and expenses (including legal fees and expenses) resulting from a claim under the Performance Security to the extent to which the Procuring Entity was not entitled to make the claim.
- 4.26 The Procuring Entity shall return the Performance Security to the Contractor within 14 days after receiving a copy of the Taking-Over Certificate.
- 4.27 Without limitation to the provisions of the rest of this Sub-Clause, whenever the Architect determines an addition or a reduction to the Contract Price as a result of a change in cost and/ or legislation, or as a result of a Variation, amounting to more than 25 percent of the portion of the Contract Price payable in a specific currency, the Contractor shall at the Architect request promptly increase, or may decrease, as the case may be, the value of the Performance Security in that currency by an equal percentage.

## 4.3 Contractor's Representative

- 4.31 The Contractor shall appoint the Contractor's Representative and shall give him all authority necessary to act on the Contractor's behalf under the Contract. The Contractor's Representative's Name and Address shall be provided in the **Special Conditions of Contract**.
- 4.32 Unless the Contractor's Representative is **named in the Contract**, the Contractor shall, prior to the Commencement Date, submit to the Architect for consent the name and particulars of the person the Contractor proposes to appoint as Contractor's Representative. If consent is withheld or subsequently revoked in terms of Sub-Clause 6.9 [Contractor's Personnel], or if the appointed person fails to act as Contractor's Representative, the Contractor shall similarly submit the name and particulars of an other suitable person for such appointment.
- 4.33 The Contractor shall not, without the prior consent of the Engineer, revoke the appointment of the Contractor's Representative or appoint a replacement.
- 4.34 The whole time of the Contractor's Representative shall be given to directing the Contractor's performance of the Contract. If the Contractor's Representative is to be temporarily absent from the Site during the execution of the Works, a suitable replacement person shall be appointed, subject to the Architect prior consent, and the Architect shall be notified accordingly.
- 4.35 The Contractor's Representative shall, on behalf of the Contractor, receive instructions under Sub-Clause 3.3 [Instructions of the Engineer].

436 The Contractor's Representative may delegate any powers, functions and authority to any competent person, and may at any time revoke the delegation. Any delegation or revocation shall not take effect until the Architect has received prior notice signed by the Contractor's Representative, naming the person and specifying the powers, functions and authority being delegated or revoked.

437 The Contractor's Representative shall be fluent in the language for communications defined in Sub-Clause 1.4 [Law and Language]. If the Contractor's Representative's delegates are not fluent in the said language, the Contractor shall make competent interpreter available during all working hours in a number deemed sufficient by the Engineer.

#### **4.4 Sub-contractors**

441 The Contractor shall not subcontract the whole of the Works. The contractor may however subcontract the works as provided in Clause 34.2.

442 The Contractor shall be responsible for the acts or defaults of any Subcontractor, his agents or employees, as if they were acts or defaults of the Contractor. Unless otherwise stated in the Special Conditions:

- a) The Contractor shall not be required to obtain consent to suppliers solely of Materials, or to a subcontract for which the Subcontractor is named in the Contract;
- b) The prior consent of the Procuring Entity shall be obtained to other proposed Subcontractors;
- c) the Contractor shall give the Procuring Entity not less than 14 days' notice of the intended date of the commencement of each Subcontractor's work, and of the commencement of such work on the Site; and
- d) each subcontract shall include provisions which would entitle the Procuring Entity to require the subcontract to be assigned to the Procuring Entity under Sub-Clause 4.5 [Assignment of Benefit of Subcontract] (if or when applicable) or in the event of termination under Sub-Clause 15.2 [Termination by Procuring Entity].

443 The Contractor shall ensure that the requirements imposed on the Contractor by Sub-Clause 1.12 [Confidential Details] apply equally to each Subcontractor.

444 Where practicable, the Contractor shall give fair and reasonable opportunity for contractors from Kenya to be appointed as Subcontractors.

#### **4.5 Assignment of Benefit of Subcontract**

If a Subcontractor's obligations extend beyond the expiry date of the relevant Defects Notification Period and the Engineer, prior to this date, instructs the Contractor to assign the benefit of such obligations to the Procuring Entity, then the Contractor shall do so. Unless otherwise stated in the assignment, the Contractor shall have no liability to the Procuring Entity for the work carried out by the Subcontractor after the assignment takes effect.

#### **4.6 Co-operation**

461 The Contractor shall, as specified in the Contract or as instructed by the Engineer, allow appropriate opportunities for carrying out work to:

- a) The Procuring Entity's Personnel,
- b) Any other contractors employed by the Procuring Entity, and
- c) The personnel of any legally constituted public authorities, who may be employed in the execution on or near the Site of any work not included in the Contract.

462 Any such instruction shall constitute a Variation if and to the extent that it causes the Contractor to suffer delays and/or incur Unforeseeable Cost. Services for these personnel and other contractors may include the use of Contractor's Equipment, Temporary Works or access arrangements which are the responsibility of the Contractor.

463 If, under the Contract, the Procuring Entity is required to give to the Contractor possession of any foundation, structure, plant or means of access in accordance with Contractor's Documents, the Contractor shall submit such documents to the Architect in the time and manner stated in the Specification.

## **4.7 Setting Out of the Works**

4.7.1 The Contractor shall set out the Works in relation to original points, lines and levels of reference specified in the Contract notified by the Engineer. The Contractor shall be responsible for the correct positioning of all parts of the Works, and shall rectify any error in the positions, levels, dimensions or alignment of the Works.

4.7.2 The Procuring Entity shall be responsible for any errors in these specified or notified items of reference, but the Contractor shall use reasonable efforts to verify their accuracy before they are used.

4.7.3 If the Contractor suffers delay and/or incurs Cost from executing work which was necessitated by an error in these items of reference, and an experienced contractor could not reasonably have discovered such error and avoided this delay and/or Cost, the Contractor shall give notice to the Architect and shall be entitled subject to Sub-Clause 20.1 [Contractor's Claims] to:

- a) an extension of time for any such delay, if completion is or will be delayed, under Sub-Clause 8.4 [Extension of Time for Completion], and
- b) payment of any such costs accrued, which shall be included in the Contract Price.

4.7.4 After receiving this notice, the Architect shall proceed in accordance with Sub-Clause 3.5 [Determinations] to agree or determine (i) whether and (if so) to what extent the error could not reasonably have been discovered, and (ii) the matters described in sub-paragraphs (a) and (b) above related to this.

## **48 Safety Procedures**

The Contractor shall:

- a) Comply with all applicable safety regulations,
- b) Take care for the safety of all persons entitled to be on the Site,
- c) Use reasonable efforts to keep the Site and Works clear of unnecessary obstruction so as to avoid danger to these persons,
- d) provide fencing, lighting, guarding and watching of the Works until completion and taking over under Clause 10 [Procuring Entity's Taking Over], and
- e) provide any Temporary Works (including roadways, footways, guards and fences) which may be necessary, because of the execution of the Works, for the use and protection of the public and of owners and occupiers of adjacent land.

## **49 Quality Assurance**

4.9.1 The Contractor shall institute a quality assurance system to demonstrate compliance with the requirements of the Contract. The system shall be in accordance with the details stated in the Contract. The Architect shall be entitled to audit any aspect of the system.

4.9.2 Details of all procedures and compliance documents shall be submitted to the Architect or information before each design and execution stage is commenced. When any document of a technical nature is issued to the Engineer, evidence of the prior approval by the Contractor itself shall be apparent on the document itself.

Compliance with the quality assurance system shall not relieve the Contractor of any of his duties, obligations or responsibilities under the Contract.

## **4.10 Site Data**

4.10.1 The Procuring Entity shall have made available to the Contractor for his information, prior to the Base Date, all relevant data in the Procuring Entity's possession on sub-surface and hydrological conditions at the Site, including environmental aspects. The Procuring Entity shall similarly make available to the Contractor all such data which come into the Procuring Entity's possession after the Base Date. The Contractor shall be responsible for interpreting all such data.

4.10.2 To the extent which was practicable (taking account of cost and time), the Contractor shall be deemed to have obtained all necessary information as to risks, contingencies and other circumstances which may influence or affect the Tender or Works. To the same extent, the Contractor shall be deemed to have inspected and examined

the Site, its surroundings, the above data and other available information, and to have been satisfied before submitting the Tender as to all relevant matters, including (without limitation):

- a) The form and nature of the Site, including sub-surface conditions,
- b) the hydrological and climatic conditions,
- c) the extent and nature of the work and Goods necessary for the execution and completion of the Works and the remedying of any defects,
- d) the Laws, procedures and labour practices of Kenya, and
- e) the Contractor's requirements for access, accommodation, facilities, personnel, power, transport, water and other services.

#### **4.11 Sufficiency of the Accepted Contract Amount**

4.11.1 The Contractor shall be deemed to:

- a) Have satisfied itself as to the correctness and sufficiency of the Accepted Contract Amount, and
- b) have based the Accepted Contract Amount on the data, interpretations, necessary information, inspections, examinations and satisfaction as to all relevant matters referred to in Sub-Clause 4.10 [Site Data].

4.11.2 Unless otherwise stated in the Contract, the Accepted Contract Amount covers all the Contractor's obligations under the Contract (including those under Provisional Sums, if any) and all things necessary for the proper execution and completion of the Works and the remedying of any defects.

#### **4.12 Unforeseeable Physical Conditions**

4.12.1 In this Sub-Clause, "physical conditions" means natural physical conditions and man-made and other physical obstructions and pollutants, which the Contractor encounters at the Site when executing the Works, including sub-surface and hydrological conditions but excluding climatic conditions.

4.12.2 If the Contractor encounters adverse physical conditions which he considers to have been Unforeseeable, the Contractor shall give notice to the Architect as soon as practicable.

4.12.3 This notice shall describe the physical conditions, so that they can be inspected by the Architect and shall set out the reasons why the Contractor considers them to be Unforeseeable. The Contractor shall continue executing the Works, using such proper and reasonable measures as are appropriate for the physical conditions, and shall comply with any instructions which the Architect may give. If an instruction constitutes a Variation, Clause 13 [Variations and Adjustments] shall apply.

4.12.4 If and to the extent that the Contractor encounters physical conditions which are Unforeseeable, gives such a notice, and suffers delay and/or incurs Cost due to these conditions, the Contractor shall be entitled subject to notice under Sub-Clause 20.1 [Contractor's Claims] to:

- a) an extension of time for any such delay, if completion is or will be delayed, under Sub-Clause 8.4 [Extension of Time for Completion], and
- b) payment of any such Cost, which shall be included in the Contract Price.

4.12.5 Upon receiving such notice and inspecting and/or investigating these physical conditions, the Architect shall proceed in accordance with Sub-Clause 3.5 [Determinations] to agree or determine (i) whether and (if so) to what extent these physical conditions were Unforeseeable, and (ii) the matters described in sub-paragraphs (a) and (b) above related to this extent.

4.12.6 However, before additional Cost is finally agreed or determined under sub-paragraph (ii), the Architect may also review whether other physical conditions in similar parts of the Works (if any) were more favorable than could reasonably have been foreseen when the Contractor submitted the Tender. If and to the extent that these more favorable conditions were encountered, the Architect may proceed in accordance with Sub-Clause 3.5

[Determinations] to agree or determine the reductions in Cost which were due to these conditions, which may be included (as deductions) in the Contract Price and Payment Certificates. However, the net effect of all adjustments under sub-paragraph (b) and all these reductions, for all the physical conditions encountered in similar parts of the Works, shall not result in a net reduction in the Contract Price.

4.12.7 The Architect shall take account of any evidence of the physical conditions foreseen by the Contractor when submitting the Tender, which shall be made available by the Contractor, but shall not be bound by the Contractor's interpretation of any such evidence.

#### **4.13 Rights of Way and Facilities**

Unless otherwise specified in the Contract the Procuring Entity shall provide effective access to and possession of the Site including special and/or temporary rights-of-way which are necessary for the Works. The Contractor shall obtain, at his risk and cost, any additional rights of way or facilities outside the Site which he may require for the purposes of the Works.

#### **4.14 Avoidance of Interference**

4.14.1 The Contractor shall not interfere unnecessarily or improperly with:

- a) The convenience of the public, or
- b) The access to and use and occupation of all roads and foot paths, irrespective of whether they are public or in the possession of the Procuring Entity or of others.

4.14.2 The Contractor shall indemnify and hold the Procuring Entity harmless against and from all damages, losses and expenses (including legal fees and expenses) resulting from any such unnecessary or improper interference.

#### **4.15 Access Route**

4.15.1 The Contractor shall be deemed to have been satisfied as to the suitability and availability of access routes to the Site at Base Date. The Contractor shall use reasonable efforts to prevent any road or bridge from being damaged by the Contractor's traffic or by the Contractor's Personnel. These efforts shall include the proper use of appropriate vehicles and routes.

4.15.2 Except as otherwise stated in these Conditions:

- a) The Contractor shall (as between the Parties) be responsible for any maintenance which may be required for his use of access routes;
- b) the Contractor shall provide all necessary signs or directions along access routes, and shall obtain any permission which may be required from the relevant authorities for his use of routes, signs and directions;
- c) the Procuring Entity shall not be responsible for any claims which may arise from the use or otherwise of any access route;
- d) the Procuring Entity does not guarantee the suitability or availability of particular access routes; and
- e) Costs due to non-suitability or non-availability, for the use required by the Contractor, of access routes shall be borne by the Contractor.

#### **4.16 Transport of Goods**

Unless otherwise stated in the Special Conditions:

- a) the Contractor shall give the Architect not less than 21 days' notice of the date on which any Plant or a major item of other Goods will be delivered to the Site;
- b) the Contractor shall be responsible for packing, loading, transporting, receiving, unloading, storing and protecting all Goods and other things required for the Works; and
- c) the Contractor shall indemnify and hold the Procuring Entity harmless against and from all damages, losses and expenses (including legal fees and expenses) resulting from the transport of Goods and shall negotiate and pay all claims arising from their transport.

#### **4.17 Contractor's Equipment**

The Contractor shall be responsible for all Contractor's Equipment. When brought on to the Site, Contractor's Equipment shall be deemed to be exclusively intended for the execution of the Works. The Contractor shall not remove from the Site any major items of Contractor's Equipment without the consent of the Engineer. However, consent shall not be required for vehicles transporting Goods or Contractor's Personnel off Site.

#### **4.18 Protection of the Environment**

- 4.18.1 The contractor shall comply with the applicable environmental laws, regulations and policies.
- 4.18.2 The Contractor shall take all reasonable steps to protect the environment (both on and off the Site) and to limit damage and nuisance to people and property resulting from pollution, noise and other results of his operations.
- 4.18.3 The Contractors shall ensure that emissions, surfaced is charges and effluent from the Contractor's activities shall not exceed the values stated in the Specification or prescribed by applicable Laws.

#### **4.19 Electricity, Water and Gas**

- 4.19.1 The Contractor shall, except as stated below, be responsible for the provision of all power, water and other services he may require for his construction activities and to the extent defined in the Specifications, for the tests.
- 4.19.2 The Contractor shall be entitled to use for the purposes of the Works such supplies of electricity, water, gas, and other services as may be available on the Site and of which details and prices are given in the Specifications. The Contractor shall, at his risk and cost, provide any apparatus necessary for his use of these services and for measuring the quantities consumed.
- 4.19.3 The quantities consumed and the amounts due (at these prices) for such services shall be agreed or determined by the Architect in accordance with Sub-Clause 2.5 [Procuring Entity's Claims] and Sub-Clause 3.5 [Determinations]. The Contractor shall pay these amounts to the Procuring Entity.

#### **4.20 Procuring Entity's Equipment and Free-Issue Materials**

- 4.20.1 The Procuring Entity shall make the Procuring Entity's Equipment (if any) available for the use of the Contractor in the execution of the Works in accordance with the details, arrangements and prices stated in the Specification. Unless otherwise stated in the Specification:
- a) The Procuring Entity shall be responsible for the Procuring Entity's Equipment, except that
  - b) the Contractor shall be responsible for each item of Procuring Entity's Equipment whilst any of the Contractor's Personnel is operating it, driving it, directing it or in possession or control of it.
- 4.20.1 The appropriate quantities and the amounts due (at such stated prices) for the use of Procuring Entity's Equipment shall be agreed or determined by the Architect in accordance with Sub-Clause 2.5 [Procuring Entity's Claims] and Sub-Clause 3.5 [Determinations]. The Contractor shall pay these amounts to the Procuring Entity.
- 4.20.2 The Procuring Entity shall supply, free of charge, the "free-issue materials" (if any) in accordance with the details stated in the Specification. The Procuring Entity shall, at his risk and cost, provide these materials at the time and place specified in the Contract. The Contractor shall then visually inspect them and shall promptly give notice to the Architect of any shortage, defect or default in these materials. Unless otherwise agreed by both Parties, the Procuring Entity shall immediately rectify the notified shortage, defector default.
- 4.20.3 After this visual inspection, the free-issue materials shall come under the care, custody and control of the Contractor. The Contractor's obligations of inspection, care, custody and control shall not relieve the Procuring Entity of liability for any shortage, defect or default not apparent from a visual inspection.

## **421 Progress Reports**

- 421.1 Unless otherwise stated in the Special Conditions, monthly progress reports shall be prepared by the Contractor and submitted to the Architect in six copies. The first report shall cover the period up to the end of the first calendar month following the Commencement Date. Reports shall be submitted monthly thereafter, each within 7 days after the last day of the period to which it relates.
- 421.2 Reporting shall continue until the Contractor has completed all work which is known to be outstanding at the completion date stated in the Taking-Over Certificate for the Works. Each report shall include:
- a) charts and detailed descriptions of progress, including each stage of design (if any), Contractor's Documents, procurement, manufacture, delivery to Site, construction, erection and testing; and including these stages for work by each nominated Subcontractor (as defined in Clause 5 [NominatedSubcontractors]),
  - b) photographs showing the status of manufacture and of progress on the Site;
  - c) for the manufacture of each main item of Plant and Materials, the name of the manufacturer, manufacture location, percentage progress, and the actual or expected dates of:
    - i) commencement of manufacture,
    - ii) Contractor's inspections,
    - iii) tests, and
    - iv) shipment and arrival at the Site;
  - d) the details described in Sub-Clause 6.10 [Records of Contractor's Personnel and Equipment];
  - e) copies of quality assurance documents, test results and certificates of Materials;
  - f) list of notices given under Sub-Clause 2.5 [Procuring Entity's Claims] and notices given under Sub-Clause 20.1 [Contractor's Claims];
  - g) safety statistics, including details of any hazardous incidents and activities relating to environmental aspects and public relations; and
  - h) comparison so factual and planned progress, with details of any events or circumstances which may jeopardize the completion in accordance with the Contract, and the measures being (or to be) adopted to overcome delays.

## **422 Security of the Site**

Unless otherwise stated in the Special Conditions:

- a) The Contractor shall be responsible for keeping unauthorized persons off the Site, and
- b) authorized persons shall be limited to the Contractor's Personnel and the Procuring Entity's Personnel; and to any other personnel notified to the Contractor, by the Procuring Entity or the Engineer, as authorized personnel of the Procuring Entity's other contractors on the Site.

## **423 Contractor's Operations on Site**

- 423.1 The Contractor shall confine his operations to the Site, and to any additional areas which may be obtained by the Contractor and agreed by the Architect as additional working areas. The Contractor shall take all necessary precautions to keep Contractor's Equipment and Contractor's Personnel within the Site and these additional areas, and to keep them off adjacent land.
- 423.2 During the execution of the Works, the Contractor shall keep the Site free from all unnecessary obstruction and shall store or dispose of any Contractor's Equipment or surplus materials. The Contractor shall clear away and remove from the Site any wreckage, rubbish and Temporary Works which are no longer required.
- 423.3 Upon the issue of a Taking-Over Certificate, the Contractor shall clear away and remove, from that part of the Site and Works to which the Taking-Over Certificate refers, all Contractor's Equipment, surplus material, wreckage, rubbish and Temporary Works. The Contractor shall leave that part of the Site and the Works in a clean and safe condition. However, the Contractor may retain on Site, during the Defects Notification Period, such Goods as are required for the Contractor to fulfil obligations under the Contract.

## **424 Fossils**

- 424.1 All fossils, coins, articles of value or antiquity, and structures and other remains or items of geological or archaeological interest found on the Site shall be placed under the care and authority of the Procuring Entity. The Contractor shall take reasonable precautions to prevent Contractor's Personnel or other persons from removing or damaging any of these findings.
- 424.2 The Contractor shall, upon discovery of any such finding, promptly give notice to the Engineer, who shall issue instructions for dealing with it. If the Contractor suffers delay and/or incurs Cost from complying with the instructions, the Contractor shall give a further notice to the Architect and shall be entitled subject to Sub-Clause 20.1 [Contractor's Claims] to:
- a) an extension of time for any such delay, if completion is or will be delayed, under Sub-Clause 8.4 [Extension of Time for Completion], and
  - b) payment of any such Cost, which shall be included in the Contract Price.  
After receiving this further notice, the Architect shall proceed in accordance with Sub-Clause 3.5 [Determinations] to agree or determine these matters.

## **5 NOMINATED SUBCONTRACTORS**

### **5.1 Definition of “nominated Sub contractor.”**

In this Contract, “nominated Subcontractor” means a Subcontractor:

- a) Who is nominated by the Procuring Entity, or
- b) Contractor has nominated as a Subcontractor subject to Sub-Clause 5.2 [Objection to Notification].

### **5.2 Objection to Nomination**

The Contractor shall not be under any obligation to employ a nominated Subcontractor against whom the Contractor raises reasonable objection by notice to the Procuring Entity as soon as practicable, with supporting particulars. An objection shall be deemed reasonable if it arises from (among other things) any of the following matters, unless the Procuring Entity agrees in writing to indemnify the Contractor against and from the consequences of the matter:

- a) there are reasons to believe that the Subcontractor does not have sufficient competence, resources or financial strength;
- b) the nominated Subcontractor does not accept to indemnify the Contractor against and from any negligence or misuse of Goods by the nominated Subcontractor, his agents and employees; or
- c) the nominated Subcontractor does not accept to enter into a subcontract which specifies that, for the subcontracted work (including design, if any), the nominated Subcontractor shall:
  - i) undertake to the Contractor such obligations and liabilities as will enable the Contractor to discharge his obligations and liabilities under the Contract;
  - ii) indemnify the Contractor against and from all obligations and liabilities arising under or in connection with the Contract and from the consequences of any failure by the Subcontractor to perform these obligations or to fulfil these liabilities, and
  - iii) be paid only if and when the Contractor has received from the Procuring Entity payments for sums due under the Subcontract referred to under Sub-Clause 5.3 [Payment to nominated Subcontractors].

### **5.3 Payments to nominated Subcontractors**

The Contractor shall pay to the nominated Subcontractor the amounts shown on the nominated Subcontractor's invoices approved by the Contractor which the Architect certifies to be due in accordance with the subcontract. These amounts plus other charges shall be included in the Contract Price in accordance with sub-paragraph (b) of Sub-Clause 13.5 [Provisional Sums], except as stated in Sub-Clause 5.4 [Evidence of Payments].

### **5.4 Evidence of Payments**

- 54.1 Before issuing a Payment Certificate which includes an amount payable to a nominated Subcontractor, the Architect may request the Contractor to supply reasonable evidence that the nominated Subcontractor has received all amounts due in accordance with previous Payment Certificates, less applicable deductions for retention or otherwise. Unless the Contractor:

- (a) Submits this reasonable evidence to the Engineer, or
- (b) i) Satisfies the Architect in writing that the Contractor is reasonably entitled to withhold or refuse to pay these amounts, and
  - ii) Submits to the Architect reasonable evidence that the nominated Subcontractor has been notified of the Contractor's entitlement, then the Procuring Entity may (at his sole discretion) pay, directly to the nominated Subcontractor, part or all of such amounts previously certified (less applicable deductions) as are due to the nominated Subcontractor and for which the Contractor has failed to submit the evidence described in sub-paragraphs (a) or (b) above. The Contractor shall then repay, to the Procuring Entity, the amount which the nominated Subcontractor was directly paid by the Procuring Entity.

## **6 STAFF AND LABOR**

### **6.1 Engagement of Staff and Labor**

Except as otherwise stated in the Specification, the Contractor shall make arrangements for the engagement of all staff and labor, local or otherwise, and for their payment, feeding, transport, and, when appropriate, housing. The Contractor is encouraged, to the extent practicable and reasonable, to employ staff and labor with appropriate qualifications and experience from sources within Kenya.

### **6.2 Rates of Wages and Conditions of Labor**

621 The Contractor shall pay rates of wages, and observe conditions of labor, which are not lower than those established for the trade or industry where the work is carried out. If no established rates or conditions are applicable, the Contractor shall pay rates of wages and observe conditions which are not lower than the general level of wages and conditions observed locally by Procuring Entity's whose trade or industry is similar to that of the Contractor.

622 The Contractor shall inform the Contractor's Personnel about their liability to pay personal income taxes in Kenya in respect of such of their salaries, wages, allowances and any benefits as are subject to tax under the Laws of Kenya for the time being in force, and the Contractor shall perform such duties in regard to such deductions there of as may be imposed on him by such Laws.

### **6.3 Persons in the Service of Procuring Entity**

The Contractor shall not recruit, or attempt to recruit, staff and labour from amongst the Procuring Entity's Personnel.

### **6.4 Labor Laws**

The Contractor shall comply with all the relevant labour Laws applicable to the Contractor's Personnel, including Laws relating to their employment, employment of children, health, safety, welfare, immigration and emigration, and shall allow them all their legal rights. The Contractor shall require his employees to obey all applicable Laws, including those concerning safety at work.

### **6.5 Working Hours**

No work shall be carried out on the Site on locally recognized days of rest, or outside the normal working hours stated in the **Special Conditions of Contract**, unless:

- a) Otherwise stated in the Contract,
- b) The Architect gives consent, or
- c) The work is unavoidable, or necessary for the protection of life or property or for the safety of the Works, in which case the Contractor shall immediately advise the Engineer, provided that work done outside the normal working hours shall be considered and paid for as overtime.

### **6.6 Facilities for Staff and Labor**

Except as otherwise stated in the Specification, the Contractor shall provide and maintain all necessary accommodation and welfare facilities on site for the Contractor's Personnel. The Contractor shall also provide facilities for the Procuring Entity's Personnel as stated in the Specifications. The Contractor shall not permit any of the Contractor's Personnel to maintain any temporary or permanent living quarters within the structures forming part of the Permanent Works.

## **6.7 Health and Safety**

- 671 The Contractor shall at all times take all reasonable precautions to maintain the health and safety of the Contractor's Personnel. In collaboration with local health authorities, the Contractor shall ensure that medical staff, first aid facilities, sick bay and ambulance service are available at all times at the Site and at any accommodation for Contractor's and Procuring Entity's Personnel, and that suitable arrangements are made for all necessary welfare and hygiene requirements and for the prevention of epidemics.
- 672 The Contractor shall appoint an accident prevention officer at the Site, responsible for maintaining safety and protection against accidents. This person shall be qualified for this responsibility and shall have the authority to issue instructions and take protective measures to prevent accidents. Throughout the execution of the Works, the Contractor shall provide what ever is required by this person to exercise this responsibility and authority.
- 673 The Contractor shall send, to the Engineer, details of any accident as soon as practicable after its occurrence. The Contractor shall maintain records and make reports concerning health, safety and welfare of persons, and damage to property, as the Architect may reasonably require.
- 674 The Contractor shall conduct an awareness programme on HIV and other sexually transmitted diseases via an approved service provider and shall undertake such other measures taken to reduce the risk of the transfer of these diseases between and among the Contractor's Personnel and the local community, to promote early diagnosis and to assist affected individuals.

## **6.8 Contractor's Superintendence**

- 681 Throughout the execution of the Works, and as long thereafter as is necessary to fulfil the Contractor's obligations, the Contractor shall provide all necessary superintendence to plan, arrange, direct, manage, inspect and test the work.
- 682 Superintendence shall be given by a sufficient number of persons having adequate knowledge of the language for communications (defined in Sub-Clause 1.4 [Law and Language]) and of the operations to be carried out (including the methods and techniques required, the hazards likely to be encountered and methods of preventing accidents), for the satisfactory and safe execution of the Works.

## **6.9 Contractor's Personnel**

- 691 The Contractor's Personnel shall be appropriately qualified, skilled and experienced in their respective trades or occupations. The Contractor's Key personnel shall be named in the Special Conditions of Contract. The Architect may require the Contractor to remove (or cause to be removed) any person employed on the Site or Works, including the Contractor's Representative if applicable, who:
- a) Persists in any misconduct or lack of care,
  - b) Carries out duties in competently or negligently,
  - c) fails to conform with any provisions of the Contract,
  - d) persists in any conduct which is prejudicial to safety, health, or the protection of the environment, or
  - e) based on reasonable evidence, is determined to have engaged in Fraud and Corruption during the execution of the Works.
- 692 If appropriate, the Contractor shall then appoint (or cause to be appointed) a suitable replacement person.

## **6.10 Records of Contractor's Personnel and Equipment**

The Contractor shall submit, to the Engineer, details showing the number of each class of Contractor's Personnel and of each type of Contractor's Equipment on the Site. Details shall be submitted each calendar month, in a form approved by the Engineer, until the Contractor has completed all work which is known to be outstanding at the completion date stated in the Taking-Over Certificate for the Works.

## **6.11 Disorderly Conduct**

The Contractor shall at all times take all reasonable precautions to prevent any unlawful, riotous or disorderly conduct by or amongst the Contractor's Personnel, and to preserve peace and protection of persons and property on and near the Site.

## **6.12 Foreign Personnel**

6.12.1 The Contractor shall not employ foreign personnel unless the contractor demonstrates that there are no Kenyans with the required skills.

6.12.2 The Contractor shall be responsible for the return of any foreign personnel to the place where they were recruited or to their domicile. In the event of the death in Kenya of any of these personnel or members of their families, the Contractor shall similarly be responsible for making the appropriate arrangements for their return or burial.

## **6.13 Supply of Water**

The Contractor shall, having regard to local conditions, provide on the Site an adequate supply of drinking and other water for the use of the Contractor's Personnel.

## **6.14 Measures against Insect and Pest Nuisance**

The Contractor shall at all times take the necessary precautions to protect the Contractor's Personnel employed on the Site from insect and pest nuisance, and to reduce the danger to their health. The Contractor shall comply with all the regulations of the local health authorities, including use of appropriate insecticide.

## **6.15 Alcoholic Liquor or Drugs**

The Contractor shall not, otherwise than in accordance with the Laws of Kenya, onsite, import, sell, give, barter or otherwise dispose of any alcoholic liquor or drugs, or permit or allow importation, sale, gift, barter or disposal thereof by Contractor's Personnel.

## **6.16 Prohibition of Forced or Compulsory Labour**

The Contractor shall not employ forced labor, which consists of any work or service, not voluntarily performed, that is exacted from an individual under threat of force or penalty, and includes any kind of involuntary or compulsory labor, such as indentured labor, bonded labor or similar labor-contracting arrangements.

## **6.17 Prohibition of Harmful Child Labor**

The Contractor shall not employ children in a manner that is economically exploitative, or is likely to be hazardous, or to interfere with, the child's education, or to be harmful to the child's health or physical, mental, spiritual, moral, or social development. Where the relevant labour laws of Kenya have provisions for employment of minors, the Contractor shall follow those laws applicable to the Contractor. Children below the age of 18 years shall not be employed in dangerous work.

## **6.18 Employment Records of Workers**

The Contractor shall keep complete and accurate records of the employment of labour at the Site. The records shall include the names, ages, genders, hours worked and wages paid to all workers. These records shall be summarized on a monthly basis and submitted to the Engineer. These records shall be included in the details to be submitted by the Contractor under Sub-Clause 6.10 [Records of Contractor's Personnel and Equipment].

## **6.19 Workers' Organizations**

The Contractor shall comply with the relevant labor laws that recognize workers' rights to form and to join workers' organizations of their choosing without interference.

## **6.20 Non-Discrimination and Equal Opportunity**

The Contractor shall base the labour employment on the principle of equal opportunity and fair treatment and shall not discriminate with respect to aspects of the employment relationship, including recruitment and hiring, compensation (including wages and benefits), working conditions and terms of employment, access to training, promotion, termination of employment, and discipline.

## **7. PLANT, MATERIALS AND WORKMANSHIP**

### **7.1 Manner of Execution**

The Contractor shall carry out the manufacture/assemble of plant, the production and manufacture of Materials, and all other execution of the Works:

- a) In the manner (if any) specified in the Contract,
- b) in a proper workman like and careful manner, in accordance with recognized good practice, and
- c) with properly equipped facilities and non-hazardous Materials, except as otherwise specified in the Contract.

### **7.2 Samples**

The Contractor shall submit the following samples of Materials, and relevant information, to the Architect for consent prior to using the Material sin or for the Works:

- a) manufacturer's standard samples of Materials and samples specified in the Contract, all at the Contractor's cost, and
- b) additional samples instructed by the Architect as a Variation.

Each sample shall be labeled as to origin and intended use in the Works.

### **7.3 Inspection**

731 The Procuring Entity's Personnel shall at all reasonable times:

- a) Have full access to all parts of the Site and to all places from which natural Materials are being obtained, and
- b) during production, manufacture and construction (at the Site and elsewhere), be entitled to examine, inspect, measure and test the materials and workmanship, and to check the progress of manufacture of Plant and production and manufacture of Materials.

732 The Contractor shall give the Procuring Entity's Personnel full opportunity to carry out these activities, including providing access, facilities, permissions and safety equipment. No such activity shall relieve the Contractor from any obligation or responsibility.

733 The Contractor shall give notice to the Architect whenever any work is ready and before it is covered up, put out of sight, or packaged for storage or transport. The Architect shall then either carry out the examination, inspection, measurement or testing without unreasonable delay, or promptly give notice to the Contractor that the Architect does not require to do so. If the Contractor fails to give the notice, he shall, if and when required by the Engineer, uncover the work and there after reinstate and make good, all at the Contractor's cost.

### **7.4 Testing**

741 This Sub-Clause shall apply to all tests specified in the Contract.

742 Except as otherwise specified in the Contract, the Contractor shall provide all apparatus, assistance, documents and other information, electricity, equipment, fuel, consumables, instruments, labor, materials, and suitably qualified and experienced staff, as are necessary to carry out the specified tests efficiently. The Contractor shall agree, with the Engineer, the time and place for testing of any Plant, Materials and other parts of the Works.

743 The Architect may, under Clause 13 [Variations and Adjustments], vary the location or details of specified tests, or instruct the Contractor to carry out additional tests. If these varied or additional tests show that the tested Plant, Materials or workmanship is not in accordance with the Contract, the cost of carrying out this Variation shall be borne by the Contractor, notwithstanding other provisions of the Contract.

744 The Architect shall give the Contractor not less than 24 hours' notice of the Architect intention to attend the tests. If the Architect does not attend at the time and place agreed, the Contractor may proceed with the tests, unless otherwise instructed by the Engineer, and the tests shall then be deemed to have been made in the Architect presence.

- 7.45 If the Contractor suffers delay and/ or incurs Cost from complying with these instructions or as a result of a delay for which the Procuring Entity is responsible, the Contractor shall give notice to the Architect and shall be entitled subject to Sub-Clause 20.1 [Contractor's Claims] to:
- a) an extension of time for any such delay, if completion is or will be delayed, under Sub-Clause 8.4 [Extension of Time for Completion], and
  - b) payment of any such Cost-plus profit, which shall be included in the Contract Price.

7.46 After receiving this notice, the Architect shall proceed in accordance with Sub-Clause 3.5 [Determinations] to agree or determine these matters.

7.47 The Contractor shall promptly forward to the Architect duly certified reports of the tests. When the specified tests have been completed, the Architect shall endorse the Contractor's test certificate, or issue a certificate to him, to that effect. If the Architect has not attended the tests, he shall be deemed to have accepted the readings as accurate.

## **7.5 Rejection**

7.51 If, as a result of an examination, inspection, measurement or testing, any Plant, Materials or workmanship is found to be defective or otherwise not in accordance with the Contract, the Architect may reject the Plant, Materials or workmanship by giving notice to the Contractor, with reasons. The Contractor shall then promptly make good the defect and ensure that the rejected item complies with the Contract.

7.52 If the Architect requires this Plant, Materials or workmanship to be retested, the tests shall be repeated under the same terms and conditions. If the rejection and retesting cause the Procuring Entity to incur additional costs, the Contractor shall subject to Sub-Clause 2.5 [Procuring Entity's Claims] pay these costs to the Procuring Entity.

## **7.6 Remedial Work**

7.61 Notwithstanding any previous test or certification, the Architect may instruct the Contractor to:

- a) Remove from the Site and replace any Plant or Materials which is not in accordance with the Contract,
- b) remove and re-execute any other work which is not in accordance with the Contract, and
- c) execute any work which is urgently required for the safety of the Works, whether because of an accident, unforeseen event or otherwise.

7.62 The Contractor shall comply with the instruction within a reasonable time, which shall be the time (if any) specified in the instruction, or immediately if urgency is specified under sub-paragraph (c).

7.63 If the Contractor fails to comply with the instruction, the Procuring Entity shall be entitled to employ and pay other persons to carry out the work. Except to the extent that the Contractor would have been entitled to payment for the work, the Contractor shall subject to Sub-Clause 2.5 [Procuring Entity's Claims] pay to the Procuring Entity all costs arising from this failure.

7.64 If the contractor repeatedly delivers defective work, the Procuring Entity may consider termination in accordance with Clause 15.

## **7.7 Ownership of Plant and Materials**

Except as otherwise provided in the Contract, each item of Plant and Materials shall become the property of the Procuring Entity at whichever is the earlier of the following times, free from liens and other encumbrances:

- a) When it is incorporated in the Works;
- b) when the Contractor is paid the corresponding value of the Plant and Materials under Sub-Clause 8.10 [Payment for Plant and Materials in Event of Suspension].

## **7.8 Royalties**

Unless otherwise stated in the Specification, the Contractor shall pay all royalties, rents and other payments for:

- a) Natural materials obtained from outside the Site, and
- b) the disposal of material from demolitions and excavations and of other surplus material (whether natural or man-made), except to the extent that disposal are as within the Site are specified in the Contract.

## **8 COMMENCEMENT, DELAYS AND SUSPENSION**

### **8.1 Commencement of Works**

8.1.1 Except as otherwise specified in the Special Conditions of Contract, the Commencement Date shall be the date at which the following precedent conditions have all been fulfilled and the Architect notification recording the agreement of both Parties on such fulfilment and instructing to commence the Work is received by the Contractor:

- a) Signature of the Contract Agreement by both Parties, and if required, approval of the Contract by relevant authorities of Kenya;
- b) except if otherwise specified in the Special Conditions of Contract, effective access to and possession of the Site given to the Contractor together with such permission(s) under (a) of Sub-Clause 1.13 [Compliance with Laws] as required for the commencement of the Works.
- c) Receipt by the Contractor of the Advance Payment under Sub-Clause 14.2 [Advance Payment] provided that the corresponding bank guarantee has been delivered by the Contractor.

8.1.2 If the said Architect instruction is not received by the Contractor within 180 days from his receipt of the Letter of Acceptance, the Contractor shall be entitled to terminate the Contract under Sub-Clause 16.2 [Termination by Contractor].

8.1.3 The Contractor shall commence the execution of the Works as soon as is reasonably practicable after the Commencement Date and shall then proceed with the Works with due expedition and without delay.

### **8.2 Time for Completion**

The Contractor shall complete the whole of the Works, and each Section (if any), within the Time for Completion for the Works or Section (as the case may be), including:

- a) Achieving the passing of the Test on Completion, and
- b) completing all work which is stated in the Contract as being required for the Works or Section to be considered to be completed for the purposes of taking-over under Sub-Clause 10.1 [Taking Over of the Works and Sections].

### **8.3 Programme**

8.3.1 The Contractor shall submit a detailed time programme to the Architect within 14 days after receiving the notice under Sub-Clause 8.1 [Commencement of Works]. The Contractor shall also submit a revised programme whenever the previous programme is inconsistent with actual progress or with the Contractor's obligations. Each programme shall include:

- a) The order in which the Contractor intends to carry out the Works, including the anticipated timing of each stage of design (if any), Contractor's Documents, procurement, manufacture of Plant, delivery to Site, construction, erection and testing,
- b) each of these stages for work by each nominated Subcontractor (as defined in Clause 5 [Nominated Subcontractors]),
- c) the sequence and timing of inspections and tests specified in the Contract, and
- d) a supporting report which includes:
  - i) a general description of the methods which the Contractor intends to adopt, and of the major stages, in the execution of the Works, and
  - ii) details showing the Contractor's reasonable estimate of the number of each class of Contractor's Personnel and of each type of Contractor's Equipment, required on the Site for each major stage.

8.3.2 Unless the Engineer, within 14 days after receiving a programme, gives notice to the Contractor stating the extent to which it does not comply with the Contract, the Contractor shall proceed in accordance with the programme, subject to his other obligations under the Contract. The Procuring Entity's Personnel shall be entitled to rely upon the programme when planning their activities.

8.3.3 The Contractor shall promptly give notice to the Architect of specific probable future events or circumstances which may adversely affect the work, increase the Contract Price or delay the execution of the Works.

834 If, at anytime, the Architect gives notice to the Contractor that a programme fails (to the extent stated) to comply with the Contractor to be consistent with actual progress and the Contractor's stated intentions, the Contractor shall submit a revised programme to the Architect in accordance with this Sub-Clause.

#### **8.4 Extension of Time for Completion**

841 The Contractor shall be entitled subject to Sub-Clause 20.1 [Contractor's Claims] to an extension of the Time for Completion if and to the extent that completion for the purposes of Sub-Clause 10.1 [Taking Over of the Works and Sections] is or will be delayed by any of the following causes:

- a) a Variation (unless an adjustment to the Time for Completion has been agreed under Sub-Clause 13.3 [Variation Procedure]) or other substantial change in the quantity of an item of work included in the Contract,
- b) a cause of delay giving an entitlement to extension of time under a Sub-Clause of these Conditions,
- c) exceptionally adverse climatic conditions,
- d) Unforeseeable shortages in the availability of personnel or Goods caused by epidemic or governmental actions, or
- e) any delay, impediment or prevention caused by or attributable to the Procuring Entity, the Procuring Entity's Personnel, or the Procuring Entity's other contractors.

842 If the Contractor considers itself to be entitled to an extension of the Time for Completion, the Contractor shall give notice to the Architect in accordance with Sub-Clause 20.1 [Contractor's Claims]. When determining each extension of time under Sub-Clause 20.1, the Architect shall review previous determinations and may increase, but shall not decrease, the total extension of time.

#### **8.5 Delays Caused by Authorities**

If the following conditions apply, namely:

- a) The Contractor has diligently followed the procedures laid down by the relevant legally constituted public authorities in Kenya,
- b) These authorities delay or disrupt the Contractor's work, and
- c) the delay or disruption was Unforeseeable, then this delay or disruption will be considered as a cause of delay under sub-paragraph (b) of Sub-Clause 8.4 [Extension of Time for Completion].

#### **8.6 Rate of Progress**

861 If, at anytime:

- a) Actual progress is too slow to complete within the Time for Completion, and/or
- b) Progress has fallen (or will fall) behind the current programme under Sub-Clause 8.3 [Programme], other than as a result of a cause listed in Sub-Clause 8.4 [Extension of Time for Completion], then the Architect may instruct the Contractor to submit, under Sub-Clause 8.3 [Programme], a revised programme and supporting report describing the revised methods which the Contractor proposes to adopt in order to expedite progress and complete within the Time for Completion.

862 Unless the Architect notifies otherwise, the Contractor shall adopt these revised methods, which may require increases in the working hours and/or in the numbers of Contractor's Personnel and/or Goods, at the risk and cost of the Contractor. If these revised methods cause the Procuring Entity to incur additional costs, the Contractor shall subject to notice under Sub-Clause 2.5 [Procuring Entity's Claims] pay these costs to the Procuring Entity, in addition to delay damages (if any) under Sub-Clause 8.7 below.

863 Additional costs of revised methods including acceleration measures, instructed by the Architect to reduce delays resulting from causes listed under Sub-Clause 8.4 [Extension of Time for Completion] shall be paid by the Procuring Entity, without generating, however, any other additional payment benefit to the Contractor.

#### **8.7 Delay Damages**

871 If the Contractor fails to comply with Sub-Clause 8.2 [Time for Completion], the Contractor shall subject to notice under Sub-Clause 2.5 [Procuring Entity's Claims] pay delay damages to the Procuring Entity for this default. These delay damages shall be the sum stated in the **Special Conditions of Contract**, which shall be paid for everyday which shall elapse between the relevant Time for Completion and the date stated in the

Taking-Over Certificate. However, the total amount due under this Sub-Clause shall not exceed the maximum amount of delay damages (if any) stated in the Special Conditions of Contract.

8.7.2 These delay damages shall be the only damages due from the Contractor for such default, other than in the event of termination under Sub-Clause 15.2 [Termination by Procuring Entity] prior to completion of the Works. These damages shall not relieve the Contractor from his obligation to complete the Works, or from any other duties, obligations or responsibilities which he may have under the Contract.

## **8.8 Suspension of Work**

8.8.1 The Architect may at anytime instruct the Contractor to suspend progress of part or all of the Works. During such suspension, the Contractor shall protect, store and secure such part or the Works against any deterioration, loss or damage.

8.8.2 The Architect may also notify the cause for the suspension. If and to the extent that the cause is notified and is the responsibility of the Contractor, the following Sub-Clauses 8.9, 8.10 and 8.11 shall not apply.

## **8.9 Consequences of Suspension**

8.9.1 If the Contractor suffers delay and/or incurs Cost from complying with the Architect instructions under Sub-Clause 8.8 [Suspension of Work] and/or from resuming the work, the Contractor shall give notice to the Architect and shall be entitled subject to Sub-Clause 20.1 [Contractor's Claims] to:

- a) an extension of time for any such delay, if completion is or will be delayed, under Sub-Clause 8.4 [Extension of Time for Completion], and
- b) Payment of any such Cost, which shall be included in the Contract Price.

8.9.2 After receiving this notice, the Architect shall proceed in accordance with Sub-Clause 3.5 [Determinations] to agree or determine these matters.

8.9.3 The Contractor shall not be entitled to an extension of time for, or to payment of the Cost incurred in, making good the consequences of the Contractor's faulty design, workmanship or materials, or of the Contractor's failure to protect, store or secure in accordance with Sub-Clause 8.8 [Suspension of Work].

## **8.10 Payment for Plant and Materials in Event of Suspension**

The Contractor shall be entitled to payment of the value (as at the date of suspension) of Plant and/ or Materials which have not been delivered to Site, if:

- a) The work on Plant or delivery of Plant and/ or Materials has been suspended for more than 30 days, and
- b) the Contractor has marked the Plant and/or Materials as the Procuring Entity's property in accordance with the Architect instructions.

## **8.11 Prolonged Suspension**

If the suspension under Sub-Clause 8.8 [Suspension of Work] has continued for more than 84 days, the Contractor may request the Architect permission to proceed. If the Architect does not give permission within 30 days after being requested to do so, the Contractor may, by giving notice to the Engineer, treat the suspension as an omission under Clause 13 [Variations and Adjustments] of the affected part of the Works. If the suspension affects the whole of the Works, the Contractor may give notice of termination under Sub-Clause 16.2 [Termination by Contractor].

## **8.12 Resumption of Work**

After the permission or instruction to proceed is given, the Contractor and the Architect shall jointly examine the Works and the Plant and Materials affected by the suspension. The Contractor shall make good any deterioration or defect in or loss of the Works or Plant or Materials, which has occurred during the suspension after receiving from the Architect an instruction to this effect under Clause 13 [Variations and Adjustments].

## **9 TESTS ON COMPLETION**

### **9.1 Contractor's Obligations**

- 9.1.1 The Contractor shall carry out the Tests on Completion in accordance with this Clause and Sub-Clause 7.4 [Testing], after providing the documents in accordance with sub-paragraph (d) of Sub-Clause 4.1 [Contractor's General Obligations].
- 9.1.2 The Contractor shall give to the Architect not less than 21 days' notice of the date after which the Contractor will be ready to carry out each of the Tests on Completion. Unless otherwise agreed, Tests on Completion shall be carried out within 14 days after this date, on such day or days as the Architect shall instruct.
- 9.1.3 In considering the results of the Tests on Completion, the Architect shall make allowances for the effect of any use of the Works by the Procuring Entity on the performance or other characteristics of the Works. As soon as the Works, or a Section, have passed any Tests on Completion, the Contractor shall submit a certified report of the results of these Tests to the Engineer.

### **9.2 Delayed Tests**

- 9.2.1 If the Tests on Completion are being unduly delayed by the Procuring Entity, Sub-Clause 7.4 [Testing] (fifth paragraph) and/or Sub-Clause 10.3 [Interference with Tests on Completion] shall be applicable.
- 9.2.2 If the Tests on Completion are being unduly delayed by the Contractor, the Architect may by notice require the Contractor to carry out the Tests within 21 days after receiving the notice. The Contractor shall carry out the Tests on such day or days within that period as the Contractor may fix and of which he shall give notice to the Engineer.
- 9.2.3 If the Contractor fails to carry out the Tests on Completion within the period of 21 days, the Procuring Entity's Personnel may proceed with the Test at the risk and cost of the Contractor. The Tests on Completion shall then be deemed to have been carried out in the presence of the Contractor and the results of the Tests shall be accepted as accurate.

### **9.3 Retesting of related works**

If the Works, or a Section, fail to pass the Tests on Completion, Sub-Clause 7.5 [Rejection] shall apply, and the Architect or the Contractor may require the failed Tests, and Tests on Completion on any related work, to be repeated under the same terms and conditions.

### **9.4 Failure to Pass Tests on Completion**

- 9.4.1 If the Works, or a Section, fail to pass the Tests on Completion repeated under Sub-Clause 9.3 [Retesting], the Architect shall be entitled to:
- a) Order further repetition of Tests on Completion under Sub-Clause 9.3; or
  - b) if the failure deprives the Procuring Entity of substantially the whole benefit of the Works or Section, reject the Works or Section (as the case may be), in which event the Procuring Entity shall have the same remedies as are provided in sub-paragraph (c) of Sub-Clause 1.4 [Failure to Remedy Defects].

## **10 PROCURING ENTITY'S TAKING OVER**

### **10.1 Taking Over of the Works and Sections**

- 10.1.1 Except as stated in Sub-Clause 9.4 [Failure to Pass Tests on Completion], the Works shall be taken over by the Procuring Entity when (i) the Works have been completed in accordance with the Contract, including the matters described in Sub-Clause 8.2 [Time for Completion] and except as allowed in sub-paragraph (a) below, and (ii) a Taking-Over Certificate for the Works has been issued, or is deemed to have been issued in accordance with this Sub-Clause.
- 10.1.2 The Contractor may apply by notice to the Architect for a Taking-Over Certificate not earlier than 14 days before the Works will, in the Contractor's opinion, be complete and ready for taking over. If the Works are divided into Sections, the Contractor may similarly apply for a Taking-Over Certificate for each Section.

- 10.13 The Architect shall, within 30 days after receiving the Contractor's application:
- a) Issue the Taking-Over Certificate to the Contractor, stating the date on which the Works or Section were completed in accordance with the Contract, except for any minor outstanding work and defects which will not substantially affect the use of the Works or Section for their intended purpose (either until or whilst this work is completed and these defects are remedied); or
  - b) reject the application, giving reasons and specifying the work required to be done by the Contractor to enable the Taking-Over Certificate to be issued. The Contractor shall then complete this work before issuing a further notice under his Sub-Clause.

10.14 If the Architect fails either to issue the Taking-Over Certificate or to reject the Contractor's application within the period of 30 days, and if the Works or Section (as the case may be) are substantially in accordance with the Contract, the Taking-Over Certificate shall be deemed to have been issued on the last day of that period.

## **10.2 Taking Over of Parts of the Works**

10.21 The Architect may, at the sole discretion of the Procuring Entity, issue a Taking-Over Certificate for any part of the Permanent Works.

10.22 The Procuring Entity shall not use any part of the Works (other than as a temporary measure which is either specified in the Contract or agreed by both Parties) unless and until the Architect has issued a Taking-Over Certificate for this part. However, if the Procuring Entity does use any part of the Works before the Taking-Over Certificate is issued:

- a) The part which is used shall be deemed to have been taken over as from the date on which it is used,
- b) the Contractor shall cease to be liable for the care of such part as from this date, when responsibility shall pass to the Procuring Entity, and
- c) if requested by the Contractor, the Architect shall issue a Taking-Over Certificate for this part.

10.23 After the Architect has issued a Taking-Over Certificate for a part of the Works, the Contractor shall be given the earliest opportunity to take such steps as may be necessary to carry out any outstanding Tests on Completion. The Contractor shall carry out these Tests on Completion as soon as practicable before the expiry date of the relevant Defects Notification Period.

10.24 If the Contractor incurs Cost as a result of the Procuring Entity taking over and/or using a part of the Works, other than such use as is specified in the Contract agreed by the Contractor, the Contractor shall (i) give notice to the Architect and (ii) be entitled subject to Sub-Clause 20.1 [Contractor's Claims] to payment of any such accrued costs, which shall be included in the Contract Price. After receiving this notice, the Architect shall proceed in accordance with Sub-Clause 3.5 [Determinations] to agree or determine this accrued cost.

10.25 If a Taking-Over Certificate has been issued for a part of the Works (other than a Section), the delay damages there after for completion of the remainder of the Works shall be reduced. Similarly, the delay damages for the remainder of the Section (if any) in which this part is included shall also be reduced. For any period of delay after the date stated in this Taking-Over Certificate, the proportional reduction in these delay damages shall be calculated as the proportion which the value of the part so certified bears to the value of the Works or Section (as the case may be) as a whole. The Architect shall proceed in accordance with Sub-Clause 3.5 [Determinations] to agree or determine these proportions. The provisions of this paragraph shall only apply to the daily rate of delay damages under Sub-Clause 8.7 [Delay Damages] and shall not affect the maximum amount of these damages.

## **10.3 Interference with Tests on Completion**

10.31 If the Contractor is prevented, for more than 14 days, from carrying out the Tests on Completion by a cause for which the Procuring Entity is responsible, the Procuring Entity shall be deemed to have taken over the Works or Section (as the case may be) on the date when the Tests on Completion would otherwise have been completed.

10.32 The Architect shall then issue a Taking-Over Certificate accordingly, and the Contractor shall carry out the Tests on Completion as soon as practicable, before the expiry date of the Defects Notification Period. The Architect shall require the Tests on Completion to be carried out by giving 14 days' notice and in accordance with the relevant provisions of the Contract.

- 1033 If the Contractor suffers delay and/or incurs Cost as a result of this delay in carrying out the Tests on Completion, the Contractor shall give notice to the Architect and shall be entitled subject to Sub-Clause 20.1 [Contractor's Claims] to:
- a) an extension of time for any such delay, if completion is or will be delayed, under Sub-Clause 8.4 [Extension of Time for Completion], and
  - b) payment of any such accrued costs, which shall be included in the Contract Price.
- 1034 After receiving this notice, the Architect shall proceed in accordance with Sub-Clause 3.5 [Determinations] to agree or determine these matters.

#### **10.4 Surfaces Requiring Reinstatement**

Except as otherwise stated in a Taking-Over Certificate, a certificate for a Section or part of the Works shall not be deemed to certify completion of any ground or other surfaces requiring reinstatement.

### **11. DEFECTS LIABILITY**

#### **11.1 Completion of Outstanding Work and Remedying Defects**

- 11.1.1 In order that the Works and Contractor's Documents, and each Section, shall be in the condition required by the Contract (fairwear and tear excepted) by the expiry date of the relevant Defects Notification Period or as soon as practicable there after, the Contractor shall:
- a) complete any work which is outstanding on the date stated in a Taking-Over Certificate, within such reasonable time as is instructed by the Engineer, and
  - b) execute all work required to remedy defects or damage, as may be notified by (or on behalf of) the Procuring Entity on or before the expiry date of the Defects Notification Period for the Works or Section (as the case may be).
- 11.1.2 If a defect appears or damage occurs, the Contractor shall be notified accordingly by the Engineer.

#### **11.2 Cost of Remedying Defects**

- 11.2.1 All work referred to in sub-paragraph (b) of Sub-Clause 11.1 [Completion of Outstanding Work and Remedying Defects] shall be executed at the risk and cost of the Contractor, if and to the extent that the work is attributable to:
- a) Any design for which the Contractor is responsible,
  - b) Plant, Materials or workmanship not being in accordance with the Contract, or
  - c) Failure by the Contractor to comply with any other obligation.
- 11.2.2 If and to the extent that such work is attributable to any other cause, the Contractor shall be notified promptly by (or on behalf of) the Procuring Entity, and Sub-Clause 13.3 [Variation Procedure] shall apply.

#### **11.3 Extension of Defects Notification Period**

- 11.3.1 The Procuring Entity shall be entitled subject to Sub-Clause 2.5 [Procuring Entity's Claims] to an extension of the Defects Notification Period for the Works or a Section if and to the extent that the Works, Section or a major item of Plant (as the case may be, and after taking over) cannot be used for the purposes for which they are intended by reason of a defect or by reason of damage attributable to the Contractor. However, a Defects Notification Period shall not be extended by more than two years.
- 11.3.2 If delivery and/ or erection of Plant and/ or Materials was suspended under Sub-Clause 8.8 [Suspension of Work] or Sub-Clause 16.1 [Contractor's Entitlement to Suspend Work], the Contractor's obligations under this Clause shall not apply to any defects or damage occurring more than two years after the Defects Notification Period for the Plant and/ or Materials would otherwise have expired.

#### **11.4 Failure to Remedy Defects**

- 11.4.1 If the Contractor fails to remedy any defect or damage within a reasonable time, a date may be fixed by the Engineer, on or by which the defect or damage is to be remedied. The Contractor shall be given reasonable notice of this date.

- 11.4.2 If the Contractor fails to remedy the defect or damage by this notified date and this remedial work was to be executed at the cost of the Contractor under Sub-Clause 11.2 [Cost of Remedying Defects], the Procuring Entity may (at his option):
- (a) Carry out the work itself or by others, in a reasonable manner and at the Contractor's cost, but the Contractor shall have no responsibility for this work; and the Contractor shall subject to Sub-Clause 2.5 [Procuring Entity's Claims] pay to the Procuring Entity the costs reasonably incurred by the Procuring Entity in remedying the defect or damage;
  - (b) Require the Architect to agree or determine a reasonable reduction in the Contract Price in accordance with Sub-Clause 3.5 [Determinations]; or
  - (c) if the defect or damage deprives the Procuring Entity of substantially the whole benefit of the Works or any major part of the Works, terminate the Contract as a whole, or in respect of such major part which cannot be put to the intended use. Without prejudice to any other rights, under the Contract otherwise, the Procuring Entity shall then be entitled to recover all sums paid for the Works or for such part (as the case may be), plus financing costs and the cost of dismantling the same, clearing the Site and returning Plant and Materials to the Contractor.

### **11.5 Removal of Defective Work**

If the defect or damage cannot be remedied expeditiously on the Site and the Procuring Entity gives consent, the Contractor may remove from the Site for the purposes of repair such items of Plant as are defective or damaged. This consent may require the Contractor to increase the amount of the Performance Security by the full replacement cost of these items, or to provide other appropriate security.

### **11.6 Further Tests**

- 11.6.1 If the work of remedying of any defect or damage may affect the performance of the Works, the Architect may require the repetition of any of the tests described in the Contract. The requirement shall be made by notice within 14 days after the defect or damage is remedied.
- 11.6.2 These tests shall be carried out in accordance with the terms applicable to the previous tests, except that they shall be carried out at the risk and cost of the Party liable, under Sub-Clause 11.2 [Cost of Remedying Defects], for the cost of the remedial work.

### **11.7 Right of Access**

Until the Completion Certificate has been issued, the Contractor shall have such right of access to the Works as is reasonably required in order to comply with this Clause, except as may be inconsistent with the Procuring Entity's reasonable security restrictions.

### **11.8 Contractor to Search**

The Contractor shall, if required by the Engineer, search for the cause of any defect on parts of the works that have already accepted, under the direction of the Engineer. Unless the defect is to be remedied at the cost of the Contractor under Sub-Clause 11.2 [Cost of Remedying Defects], the Cost of the search plus profit shall be agreed or determined by the Architect in accordance with Sub-Clause 3.5 [Determinations] and shall be included in the Contract Price.

### **11.9 Completion Certificate**

- 11.9.1 Performance of the Contractor's obligations shall not be considered to have been completed until the Architect has issued the Completion Certificate to the Contractor, stating the date on which the Contractor completed his obligations under the Contract.
- 11.9.2 The Architect shall issue the Completion Certificate within 30 days after the latest of the expiry dates of the Defects Liability Period, or as soon thereafter as the Contractor has supplied all the Contractor's Documents and completed and tested all the Works, including remedying any defects. A copy of the Completion Certificate shall be issued to the Procuring Entity.
- 11.9.3 Only the Completion Certificate shall be deemed to constitute acceptance of the Works.

## **11.10 Unfulfilled Obligations**

After the Completion Certificate has been issued, each Party shall remain liable for the fulfilment of any obligation which remains unperformed at that time. For the purposes of determining the nature and extent of unperformed obligations, the Contract shall be deemed to remain in force.

## **11.11 Clearance of Site**

- 11.11.1 Upon receiving the Completion Certificate, the Contractor shall remove any remaining Contractor's Equipment, surplus material, wreckage, rubbish and Temporary Works from the Site.
- 11.11.2 If all these items have not been removed within 30 days after receipt by the Contractor of the Completion Certificate, the Procuring Entity may sell or otherwise dispose of any remaining items. The Procuring Entity shall be entitled to be paid the costs incurred in connection with, or attributable to, such sale or disposal and restoring the Site.
- 11.11.3 Any balance of the moneys from the sale shall be paid to the Contractor. If these moneys are less than the Procuring Entity's costs, the Contractor shall pay the outstanding balance to the Procuring Entity.

## **12 MEASUREMENT AND EVALUATION**

### **12.1 Works to be Measured**

- 12.1.1 The Works shall be measured, and valued for payment, in accordance with this Clause. The Contractor shall show in each application under Sub-Clauses 14.3 [Application for Interim Payment Certificates], 14.10 [Statement on Completion] and 14.11 [Application for Final Payment Certificate] the quantities and other particulars detailing the amounts which he considers to be entitled under the Contract.
- 12.1.2 Whenever the Architect requires any part of the Works to be measured, reasonable notice shall be given to the Contractor's Representative, who shall:
- a) promptly either attend or send another qualified representative to assist the Architect in making the measurement, and
  - b) supply any particulars requested by the Engineer.
- 12.1.3 If the Contractor fails to attend or send a representative, the measurement made by the Architect shall be accepted as accurate.
- 12.1.4 Except as otherwise stated in the Contract, wherever any Permanent Works are to be measured from records, these shall be prepared by the Engineer. The Contractor shall, as and when requested, attend to examine and agree the records with the Engineer, and shall sign the same when agreed. If the Contractor does not attend, the records shall be accepted as accurate.
- 12.1.5 If the Contractor examines and disagrees the records, and/ or does not sign them as agreed, then the Contractor shall give notice to the Architect of the respects in which the records are asserted to be inaccurate. After receiving this notice, the Architect shall review the records and either confirm or vary them and certify the payment of the undisputed part. If the Contractor does not so give notice to the Architect within 14 days after being requested to examine the records, they shall be accepted as accurate.

### **12.2 Method of Measurement**

Except as otherwise stated in the Contract:

- a) Measurement shall be made of the net actual quantity of each item of the Permanent Works, and
- b) the method of measurement shall be in accordance with the Bill of Quantities or other applicable Schedules.

### **12.3 Evaluation**

- 12.3.1 Except as otherwise stated in the Contract, the Architect shall proceed in accordance with Sub-Clause 3.5 [Determinations] to agree or determine the value of work done by evaluating each item of work, applying the measurement agreed or determined in accordance with the above Sub-Clauses 12.1 and 12.2 and the appropriate rate or price for the item.

- 1232 For each item of work, the appropriate rate or price for the item shall be the rate or price specified for such item in the Contractor, if there is no such item, specified for similar work.
- 1233 Any item of work included in the Bill of Quantities for which no rate or price was specified shall be considered as included in other rates and prices in the Bill of Quantities and will not be paid for separately.
- 1234 However, for a new item of work, a new rate or price shall be appropriate for such item of work if:
- The work is instructed under Clause 13 [Variations and Adjustments],
  - no rate or price is specified in the Contract for this item, and
  - no specified rate or price is appropriate because the item of work is not of similar character, or is not executed under similar conditions, as any item in the Contract.
- 1235 Each new rate or price shall be derived from any relevant rates or prices in the Contract. If no rates or prices are relevant for the new item of work, it shall be derived from the reasonable Cost of executing such work, prevailing market rates, together with profit, taking account of any other relevant matters.
- 1236 Until such time as an appropriate rate or price is agreed or determined, the Architect shall determine a provisional rate or price for the purposes of Interim Payment Certificates as soon as the concerned work commences.
- 1237 Where the contract price is different from the corrected tender price, in order to ensure the contractor is not paid less or more relative to the contract price (*which would be the tender price*), payment valuation certificates and variation orders on omissions and additions valued based on rates in the Bill of Quantities or schedule of rates in the Tender, will be adjusted by a plus or minus percentage. The percentage already worked out during tender evaluation is worked out as follows:  $(\text{corrected tender price} - \text{tender price}) / \text{tender price} \times 100$ .

#### **12.4 Omissions**

Whenever the omission of any work forms part (or all) of a Variation, the value of which has not been agreed, if:

- The Contractor will incur (or has incurred) cost which, if the work had not been omitted, would have been deemed to be covered by a sum forming part of the Accepted Contract Amount;
- The omission of the work will result (or has resulted) in this sum not forming part of the Contract Price; and
- this cost is not deemed to be included in the evaluation of any substituted work; then the Contractor shall give notice to the Architect accordingly, with supporting particulars. Upon receiving this notice, the Architect shall proceed in accordance with Sub-Clause 3.5 [Determinations] to agree or determine this cost, which shall be included in the Contract Price.

### **13 VARIATIONS AND ADJUSTMENTS**

#### **13.1 Right to Vary**

- 13.1.1 Variations may be initiated by the Architect at any time prior to issuing the Taking-Over Certificate for the Works, either by an instruction or by a request for the Contractor to submit a proposal. No Variation instructed by the Architect under this Clause shall in any way vitiate or invalidate the Contract.
- 13.1.2 The Contractor shall execute and be bound by each Variation, unless the Contractor promptly gives notice to the Architect stating (with supporting particulars) that (i) the Contractor cannot readily obtain the Goods required for the Variation, or (ii) such Variation triggers a substantial change in the sequence or progress of the Works. Upon receiving this notice, the Architect shall cancel, confirm or vary the instruction.
- 13.1.3 Each Variation may include:
- changes to the quantities of any item of work included in the Contract (however, such changes do not necessarily constitute a Variation),
  - changes to the quality and other characteristics of any item of work,
  - changes to the levels, positions and/ or dimensions of any part of the Works,
  - omission of any work unless it is to be carried out by others,
  - any additional work, Plant, Materials or services necessary for the Permanent Works, including any associated Tests on Completion, boreholes and other testing and exploratory work, or
  - changes to the sequence or timing of the execution of the Works.

- 13.14 The Contractor shall not make any alteration and/or modification of the Permanent Works, unless and until the Architect instructs after obtaining approval of the Procuring Entity.

### **13.2 Variation Order Procedure**

- 13.2.1 Prior to any Variation Order under Sub-Clause 13.1.4 the Architect shall notify the Contractor of the nature and form of such variation. As soon as possible after having received such notice, the Contractor shall submit to the Engineer:

- a) A description of work, if any, to be performed and a programme for its execution, and
- b) the Contractor's proposals for any necessary modifications to the Programme according to Sub-Clause 8.3 or to any of the Contractor's obligations under the Contract, and
- c) the Contractor's proposals for adjustment to the Contract Price.

Following the receipt of the Contractor's submission the Architect shall, after due consultation with the Employer and the Contractor, decide as soon as possible whether or not the variation shall be carried out. If the Architect decides that the variation shall be carried out, he shall issue a Variation Order clearly identified as such in accordance with the Contractor's submission or as modified by agreement.

If the Architect and the Contractor are unable to agree the adjustment of the Contract Price, the provisions of Sub-Clause 13.2.2 shall apply.

### **13.2.2 Disagreement on Adjustment of the Contract Price**

If the Contractor and the Architecture unable to agree on the adjustment of the Contract Price, the adjustment shall be determined in accordance with the rates specified in the Bills of Quantities or Schedule of Daywork Prices. If the rates contained in the Bills of Quantities or Dayworks Prices are not directly applicable to the specific work in question, suitable rates shall be established by the Architect reflecting the level of pricing in the Dayworks Prices. Where rates are not contained in the said Prices, the amount shall be such as is in all the circumstances reasonable, reflecting a market price. Due account shall be taken of any over- or under- recovery of overheads by the Contractor in consequence of the variation. The Contractor shall also be entitled to be paid:

- a) The cost of any partial execution of the Work rendered useless by any such variation,
- b) The cost of making necessary alterations to Plant already manufactured or in the course of manufacture or of any work done that has to be altered in consequence of such a variation,
- c) any additional costs incurred by the Contractor by the disruption of the progress of the Works as detailed in the Programme, and
- d) the net effect of the Contractor's finance costs, including interest, caused by the variation.

The Architect shall on this basis determine the rates or prices to enable on-account payment to be included in certificates of payment.

### **13.2.3 Contractor to Proceed**

On receipt of a Variation Order, the Contractor shall forth with proceed to carry out the variation and be bound to these Conditions in so doing as if such variation was stated in the Contract. The work shall not be delayed pending the granting of an extension of the Time for Completion or an adjustment to the Contract Price under Sub-Clause 31.3.

### **13.3 Value Engineering**

- 13.3.1 The Contractor may, at anytime, submit to the Architect written proposal which (in the Contractor's opinion) will, if adopted, (i) accelerate completion, (ii) reduce the cost to the Procuring Entity of executing, maintaining or operating the Works, (iii) improve the efficiency or value to the Procuring Entity of the completed Works, or (iv) otherwise be of benefit to the Procuring Entity.

- 13.3.2 The proposal shall be prepared at the cost of the Contractor and shall include the items listed in Sub-Clause 13.3 [Variation Procedure].

- 13.3.3 If a proposal, which is approved by the Engineer, includes a change in the design of part of the Permanent Works, then unless otherwise agreed by both Parties:
- a) The Contractor shall design this part,

- b) sub-paragraphs (a) to (d) of Sub-Clause 4.1 [Contractor's General Obligations] shall apply, and
- c) if this change results in a reduction in the contract value of this part, the Architect shall proceed in accordance with Sub-Clause 3.5 [Determinations] to agree or determine a fee, which shall be included in the Contract Price. This fee shall be half (50%) of the difference between the following amounts:
  - i) such reduction in contract value, resulting from the change, excluding adjustments under Sub-Clause 13.8 [Adjustments for Changes in Legislation] and Sub-Clause 13.8 [Adjustments for Changes in Cost], and
  - ii) the reduction (if any) in the value to the Procuring Entity of the varied works, taking account of any improvement in quality, anticipated life or operational efficiencies.

13.3.4 However, if the amount established in item 13.2.3 (c) (i) is less than amount established in item 13.2.3 (c) (ii), there shall not be a fee. However, if the if the amount established in item 13.2.3 (c) (i) is more than amount established in item 13.2.3 (c) (ii), it shall result in a price variation to the Procuring Entity.

#### **13.4 Variation Procedure for Value Engineering proposal**

- 13.4.1 If the Architect requests a proposal, prior to instructing a Variation, the Contractor shall respond in writing as soon as practicable, either by giving reasons why he cannot comply (if this is the case) or by submitting:
- a) A description of the proposed work to be performed and a programme for its execution,
  - b) the Contractor's proposal for any necessary modifications to the programme according to Sub-Clause 8.3 [Programme] and to the Time for Completion, and
  - c) the Contractor's proposal for evaluation of the Variation.
- 13.4.2 The Architect shall, as soon as practicable after receiving such proposal (under Sub-Clause 13.2 [Value Project Engineering] or otherwise), respond with approval, disapproval or comments. The Contractor shall not delay any work whilst a waiting a response.
- 13.4.3 Each instruction to execute a Variation, with any requirements for the recording of Costs, shall be issued by the Architect to the Contractor, who shall acknowledge receipt.
- 13.4.4 Each Variation shall be evaluated in accordance with Clause 12 [Measurement and Evaluation], unless the Architect instructs or approves otherwise in accordance with this Clause.

#### **13.5 Payment in Applicable Currencies**

If the Contract provides for payment of the Contract Price in more than one currency, then whenever an adjustment is agreed, approved or determined as stated above, the amount payable in each of the applicable currencies shall be specified. For this purpose, reference shall be made to the actual or expected currency proportions of the Cost of the varied work, and to the proportions of various currencies specified for payment of the Contract Price.

#### **13.6 Provisional Sums**

- 13.6.1 Each Provisional Sum shall only be used, in whole or in part, in accordance with the Architect instructions, and the Contract Price shall be adjusted accordingly. The total sum paid to the Contractor shall include only such amounts, for the work, supplies or services to which the Provisional Sum relates, as the Architect shall have instructed. For each Provisional Sum, the Architect May instruct:
- a) Work to be executed (including Plant, Materials or services to be supplied) by the Contractor and valued under Sub-Clause 13.3 [Variation Procedure]; and/or
  - b) Plant, Materials or services to be purchased by the Contractor, from a nominated Subcontractor (as defined in Clause 5 [Nominated Subcontractors]) or otherwise; and for which there shall be included in the Contract Price:
    - i) The actual amounts paid (or due to be paid) by the Contractor, and
    - ii) a sum for overhead charges and profit, calculated as a percentage of these actual amounts by applying the relevant percentage rate (if any) stated in the appropriate Schedule. If there is no such rate, the percentage rate stated in **the Special Conditions of Contract** shall be applied.
- 13.6.2 The Contractor shall, when required by the Engineer, produce quotations, invoices, vouchers and accounts or receipts in substantiation.

### **13.7 Dayworks**

- 13.7.1 For work of a minor or incidental nature, the Architect may instruct that a Variation shall be executed on a daywork basis. The work shall then be valued in accordance with the Daywork Schedule included in the Contract, and the following procedure shall apply. If a Daywork Schedule is not included in the Contract, this Sub-Clause shall not apply.
- 13.7.2 Before ordering Goods for the work, the Contractor shall submit quotations to the Engineer. When applying for payment, the Contractor shall submit invoices, vouchers and accounts or receipts for any Goods.
- 13.7.3 Except for any items for which the Daywork Schedule specifies that payment is not due, the Contractor shall deliver each day to the Architect accurate statements induplicate which shall include the following details of the resources used in executing the previous day's work:
- a) The names, occupations and time of Contractor's Personnel,
  - b) the identification, type and time of Contractor's Equipment and Temporary Works, and
  - c) the quantities and types of Plant and Materials used.
- 13.7.4 One copy of each statement will, if correct, or when agreed, be signed by the Architect and returned to the Contractor. The Contractor shall then submit priced statements of these resources to the Engineer, prior to their inclusion in the next Statement under Sub-Clause 14.3 [Application for Interim Payment Certificates].

### **13.8 Adjustments for Changes in Legislation**

- 13.8.1 The Contract Price shall be adjusted to take account of any increase or decrease in Cost resulting from a change in the Laws of Kenya (including the introduction of new Laws and the repeal or modification of existing Laws) or in the judicial or official governmental interpretation of such Laws, made after the Base Date, which affect the Contractor in the performance of obligations under the Contract.
- 13.8.2 If the Contractor suffers (or will suffer) delay and/or incurs (or will incur) additional Cost as a result of these changes in the Laws or in such interpretations, made after the Base Date, the Contractor shall give notice to the Architect and shall be entitled subject to Sub-Clause 20.1 [Contractor's Claims] to:
- a) an extension of time for any such delay, if completion is or will be delayed, under Sub-Clause 8.4 [Extension of Time for Completion], and
  - b) payment of any such Cost, which shall be included in the Contract Price.
- 13.8.3 After receiving this notice, the Architect shall proceed in accordance with Sub-Clause 3.5 [Determinations] to agree or determine these matters.
- 13.8.4 Notwithstanding the foregoing, the Contractor shall not be entitled to an extension of time if the relevant delay has already been taken into account in the determination of a previous extension of time and such Cost shall not be separately paid if the same shall already have been taken into account in the indexing of any inputs to the table of adjustment data in accordance with the provisions of Sub-Clause 13.8 [Adjustments for Changes in Cost].

### **13.9 Adjustments for Changes in Cost**

- 13.9.1 In this Sub-Clause, "table of adjustment data" means the completed table of adjustment data for local and foreign currencies included in the Schedules. If there is no such table of adjustment data, this Sub-Clause shall not apply.
- 13.9.2 If this Sub-Clause applies, the amounts payable to the Contractor shall be adjusted for rises or falls in the cost of labor, Goods and other inputs to the Works, by the addition or deduction of the amounts determined by the formulae prescribed in this Sub-Clause. To the extent that full compensation for any rise or fall in Costs is not covered by the provisions of this or other Clauses, the Accepted Contract Amount shall be deemed to have included a mounts to cover the contingency of other rises and falls in costs.
- 13.9.3 The adjustment to be applied to the amount otherwise payable to the Contractor, as valued in accordance with the appropriate Schedule and certified in Payment Certificates, shall be determined from formulae for each of the currencies in which the Contract Price is payable. No adjustment is to be applied to work valued on the basis of Cost or current prices. The formulae shall be of the following general type:

## Price Adjustment Formula

Prices shall be adjusted for fluctuations in the cost of inputs only if **provided for in the SCC**. If so provided, the amounts certified in each payment certificate, before deducting for Advance Payment, shall be adjusted by applying the respective price adjustment factor to the payment amounts due in each currency. A separate formula of the type specified below applies:

$$P = A + B \frac{I_m}{I_o}$$

where:

**P** is the adjustment factor for the portion of the Contract Price payable.

**A** and **B** are coefficients **specified in the SCC**, representing then on adjustable and adjustable portions, respectively, of the Contract Price payable and

**I<sub>m</sub>** is the index prevailing at the end of the month being invoiced and **I<sub>o</sub>** is the index prevailing 30 days before Bid opening for inputs payable.

**NOTE:** The sum of the two coefficients A and B should be 1 (one) in the formula for each currency. Normally, both coefficients shall be the same in the formulae for all currencies, since coefficient A, for the non adjustable portion of the payments, is a very approximate figure (usually 0.15) to take account of fixed cost elements or other nonadjustable components. The sum of the adjustments for each currency are added to the Contract Price.

- 1394 The cost indices or reference prices stated in the table of adjustment data shall be used. If their source is in doubt, it shall be determined by the Engineer. For this purpose, reference shall be made to the values of the indices at stated dates (quoted in the fourth and fifth columns respectively of the table) for the purposes of clarification of the source; although these dates (and thus these values) may not correspond to the base cost indices.
- 1395 In cases where the “currency of index” is not the relevant currency of payment, each index shall be converted into the relevant currency of payment at the selling rate, established by the Central Bank of Kenya, of this relevant currency on the above date for which the index is required to be applicable.
- 1396 Until such time as each current cost index is available, the Architect shall determine a provisional index for the issue of Interim Payment Certificates. When a current cost index is available, the adjustment shall be recalculated accordingly.
- 1397 If the Contractor fails to complete the Works within the Time for Completion, adjustment of prices thereafter shall be made using either (i) each index or price applicable on the date 49 days prior to the expiry of the Time for Completion of the Works, or (ii) the current index or price, whichever is more favorable to the Procuring Entity.
- 1398 The weightings (coefficients) for each of the factors of cost stated in the table(s) of adjustment data shall only be adjusted if they have been rendered unreasonable, unbalanced or inapplicable, as a result of Variations.

## 14 CONTRACT PRICE AND PAYMENT

### 14.1 The Contract Price

14.1.1 Unless otherwise stated in the Special Conditions:

- a) The value of the payment certificate shall be agreed or determined under Sub-Clause 12.3 [Evaluation] and be subject to adjustments in accordance with the Contract;
- b) the Contractor shall pay all taxes, duties and fees required to be paid by him under the Contract, and the Contract Price shall not be adjusted for any of these costs except as stated in Sub-Clause 13.7 [Adjustments for Changes in Legislation];
- c) any quantities which may be set out in the Bill of Quantities or other Schedule are estimated quantities and are not to be taken as the actual and correct quantities;

- i) of the Works which the Contractor is required to execute, or
  - ii) for the purposes of Clause 12 [Measurement and Evaluation]; and
- d) the Contractor shall submit to the Engineer, within 30 days after the Commencement Date, a proposed breakdown of each lump sum price in the Schedules. The Architect may take account of the break down when preparing Payment Certificates but shall not be bound by it.

14.1.2 Notwithstanding the provisions of subparagraph (b), Contractor's Equipment, including essential spare parts there for, imported by the Contractor for the sole purpose of executing the Contract shall not be exempt from the payment of import duties and taxes upon importation.

## 14.2 Advance Payment

14.2.1 The Procuring Entity shall make an advance payment, as an interest-free loan for mobilization and cashflow support, when the Contractor submits a guarantee in accordance with this Clause. The total advance payment, the number and timing of instalments (if more than one), and the applicable currencies and proportions, shall be as stated in the **Special Conditions of Contract**.

14.2.2 Unless and until the Procuring Entity receives this guarantee, or if the total advance payment is not stated in the Special Conditions of Contract, this Sub-Clause shall not apply.

14.2.3 The Architect shall deliver to the Procuring Entity and to the Contractor an Interim Payment Certificate for the advance payment or its first instalment after receiving a Statement (under Sub-Clause 14.3 [Application for Interim Payment Certificates]) and after the Procuring Entity receives (i) the Performance Security in accordance with Sub-Clause 4.2 [Performance Security] and (ii) a guarantee in amounts and currencies equal to the advance payment. This guarantee shall be issued by a reputable bank or financial institutions elected by the Contractor and shall be in the form annexed to the Special Conditions or in another form approved by the Procuring Entity.

14.2.4 The Contractor shall ensure that the guarantee is valid and enforceable until the advance payment has been repaid, but its amount shall be progressively reduced by the amount repaid by the Contractor as indicated in the Payment Certificates. If the terms of the guarantee specify its expiry date, and the advance payment has not been repaid by the date 30 days prior to the expiry date, the Contractor shall extend the validity of the guarantee until the advance payment has been repaid.

14.2.5 Unless stated otherwise in the **Special Conditions of Contract**, the advance payment shall be repaid through percentage deductions from the interim payments determined by the Architect in accordance with Sub-Clause 14.6 [Issue of Interim Payment Certificates], as follows:

- a) Deductions shall commence in the next interim Payment Certificate following that in which the total of all certified interim payments (excluding the advance payment and deductions and repayments of retention) exceeds 30 percent (30%) of the Accepted Contract Amount less Provisional Sums; and
- b) deductions shall be made at the amortization rate stated in the **Special Conditions of Contract** of the amount of each Interim Payment Certificate (excluding the advance payment and deductions for its repayments as well as deductions for retention money) in the currencies and proportions of the advance payment until such time as the advance payment has been repaid; provided that the advance payment shall be completely repaid prior to the time when 90 percent (90%) of the Accepted Contract Amount less Provisional Sums has been certified for payment.

14.2.6 If the advance payment has not been repaid prior to the issue of the Taking-Over Certificate for the Works or prior to termination under Clause 15 [Termination by Procuring Entity], Clause 16 [Suspension and Termination by Contractor] or Clause 19 [Force Majeure] (as the case may be), the whole of the balance then outstanding shall immediately become due and in case of termination under Clause 15 [Termination by Procuring Entity], except for Sub-Clause 14.2.7 [Procuring Entity's Entitlement to Termination for Convenience], payable by the Contractor to the Procuring Entity.

### 14.3 Application for Interim Payment Certificates

- 143.1 The Contractor shall submit a Statement (in number of copies indicated in the **Special Conditions of Contract**) to the Architect after the end of each month, in a form approved by the Engineer, showing in detail the amounts to which the Contractor considers itself to be entitled, together with supporting documents which shall include there portion the progress during this month in accordance with Sub-Clause 4.21 [Progress Reports].
- 143.2 The Statement shall include the following items, as applicable, which shall be expressed in the various currencies in which the Contract Price is payable, in the sequence listed:
- a) the estimated contract value of the Works executed and the Contractor's Documents produced up to the end of the month (including Variations but excluding items described in sub-paragraphs (b) to (g) below);
  - b) any amounts to be added and deducted for changes in legislation and changes in cost, in accordance with Sub-Clause 13.7 [Adjustments for Changes in Legislation] and Sub-Clause 13.8 [Adjustments for Changes in Cost];
  - c) any amount to be deducted for retention, calculated by applying the percentage of retention stated in **the Special Conditions of Contract** to the total of the above amounts, until the amount so retained by the Procuring Entity reaches the limit of Retention Money (if any) stated **in the Special Conditions of Contract**;
  - d) any amounts to be added for the advance payment and (if more than one instalment) and to be deducted for its repayments in accordance with Sub-Clause 14.2 [Advance Payment];
  - e) any amounts to be added and deducted for Plant and Materials in accordance with Sub-Clause 14.5 [Plant and Materials intended for the Works];
  - f) any other additions or deductions which may have become due under the Contract otherwise, including those under Clause 20 [Claims, Disputes and Arbitration]; and
  - g) the deduction of amounts certified in all previous Payment Certificates.

### 14.4 Schedule of Payments

- 144.1 If the Contract includes a schedule of payments specifying the instalments in which the Contract Price will be paid, then unless otherwise stated in this schedule:
- a) The instalments quoted in this schedule of payments shall be the estimated contract values for the purposes of sub-paragraph (a) of Sub-Clause 14.3 [Application for Interim Payment Certificates];
  - b) Sub-Clause 14.5 [Plant and Materials intended for the Works] shall not apply; and
  - c) If these instalments are not defined by reference to the actual progress achieved in executing the Works, and if actual progress is found to be less or more than that on which this schedule of payments was based, then the Architect may proceed in accordance with Sub-Clause 3.5 [Determinations] to agree or determine revised instalments, which shall take account of the extent to which progress is less or more than that on which the instalments were previously based.
- 144.2 If the Contract does not include a schedule of payments, the Contractor shall submit non-binding estimates of the payments which he expects to become due during each quarterly period. The first estimate shall be submitted within 42 days after the Commencement Date. Revised estimates shall be submitted at quarterly intervals, until the Taking-Over Certificate has been issued for the Works.

### 14.5 Plant and Materials intended for the Works

- 145.1 If this Sub-Clause applies, Interim Payment Certificates shall include, under sub-paragraph (e) of Sub-Clause 14.3, (i) an amount for Plant and Materials which have been sent to the Site for incorporation in the Permanent Works, and (ii) a reduction when the contract value of such Plant and Materials is included as part of the Permanent Works under sub-paragraph (a) of Sub-Clause 14.3 [Application for Interim Payment Certificates].
- 145.2 If the lists referred to in sub-paragraphs (b)(i) or (c)(i) below are not included in the Schedules, this Sub-Clause shall not apply.

- 1453 The Architect shall determine and certify each addition if the following conditions are satisfied:
- a) The Contractor has:
    - i) kept satisfactory records (including the orders, receipts, Costs and use of Plant and Materials) which are available for inspection, and
    - ii) submitted statement of the Cost of acquiring and delivering the Plant and Materials to the Site, supported by satisfactory evidence;and either:
  - b) the relevant Plant and Materials:
    - i) are those listed in the Schedules for payment when shipped,
    - ii) have been shipped to Kenya, enroute to the Site, in accordance with the Contract; and
    - iii) are described in a clean shipped bill of lading or other evidence of shipment, which has been submitted to the Architect together with evidence of payment of freight and insurance, any other documents reasonably required, and a bank guarantee in a form and issued by an entity approved by the Procuring Entity in amounts and currencies equal to the amount due under this Sub-Clause: this guarantee may be in a similar form to the form referred to in Sub-Clause 14.2 [Advance Payment] and shall be valid until the Plant and Materials are properly stored on Site and protected against loss, damage or deterioration; or
  - c) the relevant Plant and Materials:
    - i) are those listed in the Schedules for payment when delivered to the Site, and
    - ii) have been delivered to and are properly stored on the Site, are protected against loss, damage or deterioration and appear to be in accordance with the Contract.
- 1454 The additional amount to be certified shall be the equivalent of eighty percent (80%) of the Architect determination of the cost of the Plant and Materials (including delivery to Site), taking account of the documents mentioned in this Sub-Clause and of the contract value of the Plant and Materials.
- 1455 The currencies for this additional amount shall be the same as those in which payment will become due when the contract value is included under sub-paragraph (a) of Sub-Clause 14.3 [Application for Interim Payment Certificates]. At that time, the Payment Certificate shall include the applicable reduction which shall be equivalent to, and in the same currencies and proportions as, this additional amount for the relevant Plant and Materials.

#### **14.6 Issue of Interim Payment Certificates**

- 14.6.1 No amount will be certified or paid until the Procuring Entity has received and approved the Performance Security. Thereafter, the Architect shall, within 30 days after receiving a Statement and supporting documents, deliver to the Procuring Entity and to the Contractor an Interim Payment Certificate which shall state the amount which the Architect fairly determines to be due, with all supporting particulars for any reduction or withholding made by the Architect on the Statement if any.
- 14.6.2 However, prior to issuing the Taking-Over Certificate for the Works, the Architect shall not be bound to issue an Interim Payment Certificate in an amount which would (after retention and other deductions) be less than the minimum amount of Interim Payment Certificates (if any) stated **in the Special Conditions of Contract**. In this event, the Architect shall give notice to the Contractor accordingly.
- 14.6.3 An Interim Payment Certificate shall not be withheld for any other reason, although:
- a) if anything supplied or work done by the Contractor is not in accordance with the Contract, the cost of rectification or replacement may be withheld until rectification or replacement has been completed; and/or
  - b) if the Contractor was or is failing to perform any work or obligation in accordance with the Contract, and had been so notified by the Engineer, the value of this work or obligation may be withheld until the work or obligation has been performed.

4.6.4 The Architect may in any Payment Certificate make any correction or modification that should properly be made to any previous Payment Certificate. A Payment Certificate shall not be deemed to indicate the Architect acceptance, approval, consent or satisfaction.

## **14.7 Payment**

14.7.1 The Procuring Entity shall pay to the Contractor:

- a) The advance payment shall be paid within 60 days after signing of the contract by both parties or within 60 days after receiving the documents in accordance with Sub-Clause 4.2 [Performance Security] and Sub-Clause 14.2 [Advance Payment], whichever is later;
- b) The amount certified in each Interim Payment Certificate within 60 days after the Architect Issues Interim Payment Certificate; and
- c) the amount certified in the Final Payment Certificate within 60 days after the Procuring Entity Issues Interim Payment Certificate; or after determination of any disputed amount shown in the Final Statement in accordance with Sub-Clause 16.2 [Termination by Contractor].

14.7.2 Payment of the amount due in each currency shall be made into the bank account, nominated by the Contractor, in the payment country (forth is currency) specified in the Contract.

## **14.8 Delayed Payment**

14.8.1 If the Contractor does not receive payment in accordance with Sub-Clause 14.7 [Payment], the Contractor shall be entitled to receive financing charges (simple interest) monthly on the amount unpaid during the period of delay. This period shall be deemed to commence on the date for payment specified in Sub-Clause 14.7 [Payment], irrespective (in the case of its sub-paragraph (b) of the date on which any Interim Payment Certificate is issued.

14.8.2 These financing charges shall be calculated at the annual rate of three percentage points above the mean rate of the Central Bank in Kenya of the currency of payment, or if not available, the inter bank offered rate, and shall be paid in such currency.

14.8.3 The Contractor shall be entitled to this payment without formal notice and certification, and without prejudice to any other right or remedy.

## **14.9 Payment of Retention Money**

14.9.1 When the Taking-Over Certificate has been issued for the Works, the first half of the Retention Money shall be certified by the Architect for payment to the Contractor. If a Taking-Over Certificate is issued for a Section or part of the Works, a proportion of the Retention Money shall be certified and paid. This proportion shall be half (50%) of the proportion calculated by dividing the estimated contract value of the Section or part, by the estimated final Contract Price.

14.9.2 Promptly after the latest of the expiry dates of the Defects Liability Periods, the outstanding balance of the Retention Money shall be certified by the Architect for payment to the Contractor. If a Taking-Over Certificate was issued for a Section, a proportion of the second half of the Retention Money shall be certified and paid promptly after the expiry date of the Defects Notification Period for the Section. This proportion shall be half (50%) of the proportion calculated by dividing the estimated contract value of the Section by the estimated final Contract Price.

14.9.3 However, if any work remains to be executed under Clause 11 [Defects Liability], the Architects shall be entitled to withhold certification of the estimated cost of this work until it has been executed.

14.9.4 When calculating these proportions, no account shall be taken of any adjustments under Sub-Clause 13.7 [Adjustments for Changes in Legislation] and Sub-Clause 13.8 [Adjustments for Changes in Cost].

14.9.5 Unless otherwise stated in the Special Conditions, when the Taking-Over Certificate has been issued for the Works and the first half of the Retention Money has been certified for payment by the Engineer, the Contractor shall be entitled to substitute a Retention Money Security guarantee, in the form annexed to the Special Conditions or in another form approved by the Procuring Entity and issued by a reputable bank or financial institution selected by the Contractor, for the second half of the Retention Money.

14.96 The Procuring Entity shall return the Retention Money Security guarantee to the Contractor within 14 days after receiving a copy of the Completion Certificate.

#### **14.10 Statement at Completion**

14.101 Within 84 days after receiving the Taking-Over Certificate for the Works, the Contractor shall submit to the Architect three copies of a Statement at completion with supporting documents, in accordance with Sub-Clause 14.3 [Application for Interim Payment Certificates], showing:

- a) the value of all work done in accordance with the Contract up to the date stated in the Taking-Over Certificate for the Works,
- b) any further sums which the Contractor considers to be due, and
- c) an estimate of any other amounts which the Contractor considers will become due to him under the Contract. Estimated amounts shall be shown separately in this Statement at completion.

14.102 The Architect shall then certify in accordance with Sub-Clause 14.6 [Issue of Interim Payment Certificates].

#### **14.11 Application for Final Payment Certificate**

14.111 Within 60 days after receiving the Completion Certificate, the Contractor shall submit, to the Engineer, six copies of a draft final statement with supporting documents showing in detail in a form approved by the Engineer:

- a) The value of all work done in accordance with the Contract, and
- b) Any further sums which the Contractor considers to be due to him under the Contract otherwise.

14.112 If the Architect disagrees with or cannot verify any part of the draft final statement, the Contractor shall submit such further information as the Architect may reasonably require within 30 days from receipt of said draft and shall make such changes in the draft as may be agreed between them. The Contractor shall then prepare and submit to the Architect the final statement as agreed. This agreed statement is referred to in these Conditions as the "Final Statement".

14.113 However, if, following discussions between the Architect and the Contractor and any changes to the draft final statement which are agreed, it becomes evident that a dispute exists, the Architect shall deliver to the Procuring Entity (with a copy to the Contractor) an Interim Payment Certificate for the agreed parts of the draft final statement. Thereafter, if the dispute is finally resolved under Sub-Clause 20.4 [Obtaining Dispute Board's Decision] or Sub-Clause 20.5 [Amicable Settlement], the Contractor shall then prepare and submit to the Procuring Entity (with a copy to the Engineer) a Final Statement.

#### **14.12 Discharge**

When submitting the Final Statement, the Contractor shall submit a discharge which confirms that the total of the Final Statement represents full and final settlement of all moneys due to the Contractor under or in connection with the Contract. This discharge may state that it becomes effective when the Contractor has received the Performance Security and the out standing balance of this total, in which event the discharge shall be effective on such date.

#### **14.13 Issue of Final Payment Certificate**

14.131 Within 30 days after receiving the Final Statement and discharge in accordance with Sub-Clause 14.11 [Application for Final Payment Certificate] and Sub-Clause 14.12 [Discharge], the Architect shall deliver, to the Procuring Entity and to the Contractor, the Final Payment Certificate which shall state:

- a) The amount which he fairly determines is finally due, and
- b) After giving credit to the Procuring Entity for all amounts previously paid by the Procuring Entity and for all sums to which the Procuring Entity is entitled, the balance (if any) due from the Procuring Entity to the Contractor or from the Contractor to the Procuring Entity, as the case may be.

14.132 If the Contractor has not applied for a Final Payment Certificate in accordance with Sub-Clause 14.11 [Application for Final Payment Certificate] and Sub-Clause 14.12 [Discharge], the Architect shall request the Contractor to do so. If the Contractor fails to submit an application within a period of 30 days, the Architect shall issue the Final Payment Certificate for such amount as he fairly determines to be due.

#### **14.14 Cessation of Procuring Entity's Liability**

- 14.14.1 The Procuring Entity shall not be liable to the Contractor for any matter or thing under or in connection with the Contract or execution of the Works, except to the extent that the Contractor shall have included an amount expressly for it:
- a) in the Final Statement and also,
  - b) (except for matters or things arising after the issue of the Taking-Over Certificate for the Works) in the Statement at completion described in Sub-Clause 14.10 [Statement at Completion].
- 14.14.2 However, this Sub-Clause shall not limit the Procuring Entity's liability under his in demnification obligations, or the Procuring Entity's liability in any case of fraud, deliberate default or reckless misconduct by the Procuring Entity.

#### **14.15 Currencies of Payment**

The Contract Price shall be paid in the currency or currencies named in the Schedule of Payment Currencies. If more than one currency is so named, payments shall be made as follows:

- a) If the Accepted Contract Amount was expressed in Local Currency only:
  - i) the proportions or amounts of the Local and Foreign Currencies, and the fixed rates of exchange to be used for calculating the payments, shall be as stated in the Schedule of Payment Currencies, except as otherwise agreed by both Parties;
  - ii) payments and deductions under Sub-Clause 13.5 [Provisional Sums] and Sub-Clause 13.7 [Adjustments for Changes in Legislation] shall be made in the applicable currencies and proportions; and
  - iii) otherpaymentsanddeductions under sub-paragraphs (a) to (d) of Sub-Clause 14.3 [Application for Interim Payment Certificates] shall be made in the currencies and proportions specified in sub-paragraph (a) (i) above;
- b) payment of the damages specified in the Special Conditions of Contract, shall be made in the currencies and proportions specified in the Schedule of Payment Currencies;
- c) other payments to the Procuring Entity by the Contractor shall be made in the currency in which the sum was expended by the Procuring Entity, or in such currency as may be agreed by both Parties;
- d) if any amount payable by the Contractor to the Procuring Entity in a particular currency exceeds the sum payable by the Procuring Entity to the Contractor in that currency, the Procuring Entity may recover the balance of this amount from the sums otherwise payable to the Contractor in other currencies; and
- e) if no rates of exchange are stated in the Schedule of Payment Currencies, they shall be those prevailing on the Base Date and determined by the Central Bank of Kenya.

### **15 TERMINATION BY PROCURING ENTITY**

#### **15.1 Notice to correct any defects or failures**

If the Contractor fails to carry out any obligation under the Contract, the Architect may by notice require the Contractor to make good the failure and to remedy it within 30 days.

#### **15.2 Termination by Procuring Entity**

- 15.2.1 The Procuring Entity shall be entitled to terminate the Contract if the Contractor breaches the contract based on following circumstances which shall include but not limited to:
- a) fails to comply with Sub-Clause 4.2 [Performance Security] or with a notice under Sub-Clause 15.1 [Notice to Correct],
  - b) abandons the Works or otherwise plainly demonstrates the intention not to continue performance of his obligations under the Contract,

- c) without reasonable excuse fails:
  - i) to proceed with the Works in accordance with Clause 8 [Commencement, Delays and Suspension], or
  - ii) to comply with a notice issued under Sub-Clause 7.5 [Rejection] or Sub-Clause 7.6 [Remedial Work], within 30 days after receiving it,
- d) subcontracts the major part or whole of the Works or assigns the Contract without the consent of the Procuring Entity,
- e) becomes bankrupt or insolvent, goes into liquidation, has a receiving or administration order made against him, compounds with his creditors, or carries on business under a receiver, trustee or manager for the benefit of his creditors, or if any act is done or event occurs which (under applicable Laws) has a similar effect to any of these acts or events, or
- f) gives or offers to give (directly or indirectly) to any person any bribe, gift, gratuity, commission or other thing of value, as an inducement or reward:
  - i) for doing or for bearing to do any action in relation to the Contract, or
  - ii) for showing or for bearing to show favor or disfavor to any person in relation to the Contract, or
  - iii) if any of the Contractor's Personnel, agents or Subcontractors gives or offers to give (directly or indirectly) to any person any such inducement or reward as is described in this sub-paragraph (f). However, lawful inducements and rewards to Contractor's Personnel shall not entitle termination, or
- g) If the contract or repeatedly fails to remedy delivers defective work,
- h) based on reasonable evidence, has engaged in Fraud and Corruption as defined in paragraph 2.2 of the Appendix B to these General Conditions, in competing for or in executing the Contract.

1522 In any of these events or circumstances, the Procuring Entity may, upon giving 14 days' notice to the Contractor, terminate the Contract and expel the Contractor from the Site. However, in the case of sub-paragraph (e) or (f) or (g) or (h), the Procuring Entity may by notice terminate the Contract immediately.

1523 The Procuring Entity's election to terminate the Contract shall not prejudice any other rights of the Procuring Entity, under the Contract otherwise.

1524 The Contractor shall then leave the Site and deliver any required Goods, all Contractor's Documents, and other design documents made by or for him, to the Engineer. However, the Contractor shall use his best efforts to comply immediately with any reasonable instructions included in the notice (i) for the assignment of any subcontract, and (ii) for the protection of life or property or for the safety of the Works.

1525 After termination, the Procuring Entity may complete the Works and/ or arrange for any other entities to do so. The Procuring Entity and these entities may then use any Goods, Contractor's Documents and other design documents made by or on behalf of the Contractor.

1526 The Procuring Entity shall then give notice that the Contractor's Equipment and Temporary Works will be released to the Contractor at or near the Site. The Contractor shall promptly arrange their removal, at the risk and cost of the Contractor. However, if by this time the Contractor has failed to make a payment due to the Procuring Entity, these items may be sold by the Procuring Entity in order to recover this payment. Any balance of the proceeds shall then be paid to the Contractor.

### **15.3 Valuation at Date of Termination**

As soon as practicable after a notice of termination under Sub-Clause 15.2 [Termination by Procuring Entity] has taken effect, the Architect shall proceed in accordance with Sub-Clause 3.5 [Determinations] to agree or determine the value of the Works, Goods and Contractor's Documents, and any other sums due to the Contractor for work executed in accordance with the Contract.

### **15.4 Payment after Termination**

After a notice of termination under Sub-Clause 15.2 [Termination by Procuring Entity] has taken effect, the Procuring Entity may:

- a) Proceed in accordance with Sub-Clause 2.5 [Procuring Entity's Claims],
- b) withhold further payments to the Contractor until the costs of execution, completion and remedying of any defects, damages for delay in completion (if any), and all other costs incurred by the Procuring Entity, have been established, and/ or

- c) recover from the Contractor any losses and damages incurred by the Procuring Entity and any extra costs of completing the Works, after allowing for any sum due to the Contractor under Sub-Clause 15.3 [Valuation at Date of Termination]. After recovering any such losses, damages and extra costs, the Procuring Entity shall pay any balance to the Contractor.

## **15.5 Procuring Entity's Entitlement to Termination for Convenience**

The Procuring Entity shall be entitled to terminate the Contract, at any time at the Procuring Entity's convenience, by giving notice of such termination to the Contractor. The termination shall take effect 30 days after the later of the dates on which the Contractor receives this notice or the Procuring Entity returns the Performance Security. The Procuring Entity shall not terminate the Contract under this Sub-Clause in order to execute the Works itself or to arrange for the Works to be executed by another contractor or to avoid a termination of the Contract by the Contractor under Clause 16.2 [Termination by Contractor]. After this termination, the Contractor shall proceed in accordance with Sub-Clause 16.3 [Cessation of Work and Removal of Contractor's Equipment] and shall be paid in accordance with Sub-Clause 16.4 [Payment on Termination].

## **15.6 Fraud and Corruption**

The Contractor shall ensure compliance with the Kenya Government's Anti-Corruption Laws and its prevailing sanctions.

## **15.7 Corrupt gifts and payments of commission**

15.7.1 The Contractor shall not;

- a) Offer or give or agree to give to any person in the service of the Procuring Entity any gift or consideration of any kind as an inducement or reward for doing or for bearing to do or for borne to do any act in relation to the obtaining or execution of this or any other Contract for the Procuring Entity or for showing or for bearing to show favor or disfavor to any person in relation to this or any other contract for the Procuring Entity.
- b) Enter into this or any other contract with the Procuring Entity in connection with which commission has been paid or agreed to be paid by him or on his behalf or to his knowledge, unless before the Contract is made particulars of any such commission and of the terms and conditions of any agreement for the payment there of have been disclosed in writing to the Procuring Entity.

15.7.2 Any breach of this Condition by the Contractor or by anyone employed by him or acting on his behalf (whether with or without the knowledge of the Contractor) shall be an offence under the provisions of the Public Procurement and Asset Disposal Act (2015) and the Anti-Corruption and Economic Crimes Act (2003) of the Laws of Kenya.

## **16 SUSPENSION AND TERMINATION BY CONTRACTOR**

### **16.1 Contractor's Entitlement to Suspend Work**

16.1.1 If the Architect fails to certify in accordance with Sub-Clause 14.6 [Issue of Interim Payment Certificates] or Sub-Clause 14.7 [Payment], or not receiving instructions that would enable the contractor to proceed with the works in accordance with the program, the Contractor may, after giving not less than 30 days' notice to the Procuring Entity, suspend work (or reduce the rate of work) unless and until the Contractor has received the Payment Certificate, reasonable evidence or payment, as the case may be and as described in the notice.

16.1.2 The Contractor's action shall not prejudice his entitlements to financing charges under Sub-Clause 14.8 [Delayed Payment] and to termination under Sub-Clause 16.2 [Termination by Contractor].

16.1.3 If the Contractor subsequently receives such Payment Certificate, evidence or payment (as described in the relevant Sub-Clause and in the above notice) before giving a notice of termination, the Contractor shall resume normal working as soon as is reasonably practicable.

16.1.4 If the Contractor suffers delay and/or incurs Cost as a result of suspending work (or reducing the rate of work) in accordance with this Sub-Clause, the Contractor shall give notice to the Architect and shall be entitled subject to Sub-Clause 20.1 [Contractor's Claims] to:

- a) an extension of time for any such delay, if completion is or will be delayed, under Sub-Clause 8.4 [Extension of Time for Completion], and
- b) payment of any such Cost-plus profit, which shall be included in the Contract Price.

**16.2** After receiving this notice, the Architect shall proceed in accordance with Sub-Clause 3.5 [Determinations] to agree or determine these matters.

### **16.3 Termination by Contractor**

163.1 The Contractor shall be entitled to terminate the Contract if:

- a) the Architect fails, within 60 days after receiving a Statement and supporting documents, to issue the relevant Payment Certificate,
- b) the Contractor does not receive the amount due under an Interim Payment Certificate within 90 days after the expiry of the time stated in Sub-Clause 4.7 [Payment] within which payment is to be made (except for deductions in accordance with Sub-Clause 2.5 [Procuring Entity's Claims]),
- c) the Procuring Entity substantially fails to perform his obligations under the Contract in such manner as to materially and adversely affect the economic balance of the Contract and/or the ability of the Contractor to perform the Contract,
- d) a prolonged suspension affects the whole of the Works as described in Sub-Clause 8.11 [Prolonged Suspension], or
- e) the Procuring Entity becomes bankrupt or insolvent, goes into liquidation, has a receiving or administration order made against him, compounds with his creditors, or carries on business under a receiver, trustee or manager for the benefit of his creditors, or if any act is done or event occurs which (under applicable Laws) has a similar effect to any of these acts or events.
- f) the Contractor does not receive the Architect instruction recording the agreement of both Parties on the fulfilment of the conditions for the Commencement of Works under Sub-Clause 8.1 [Commencement of Works].

163.2 In any of these events or circumstances, the Contractor may, upon giving 14 days' notice to the Procuring Entity, terminate the Contract. However, in the case of sub-paragraph (f) or (g), the Contractor may by notice terminate the Contract immediately.

163.3 The Contractor's election to terminate the Contract shall not prejudice any other rights of the Contractor, under the Contract otherwise.

### **16.4 Cessation of Work and Removal of Contractor's Equipment**

After a notice of termination under Sub-Clause 15.5 [Procuring Entity's Entitlement to Termination for Convenience], Sub-Clause 16.2 [Termination by Contractor] or Sub-Clause 19.6 [Optional Termination, Payment and Release] has taken effect, the Contractor shall promptly:

- a) cease all further work, except for such work as may have been instructed by the Architect for the protection of life or property or for the safety of the Works,
- b) hand over Contractor's Documents, Plant, Materials and other work, for which the Contractor has received payment, and
- c) remove all other Goods from the Site, except as necessary for safety, and leave the Site.

### **16.5 Payment on Termination**

After a notice of termination under Sub-Clause 16.2 [Termination by Contractor] has taken effect, the Procuring Entity shall promptly:

- a) Return the Performance Security to the Contractor,
- b) pay the Contractor in accordance with Sub-Clause 19.6 [Optional Termination, Payment and Release], and
- c) pay to the Contractor the amount of any loss or damage sustained by the Contractor as a result of this termination.

## **17. RISK AND RESPONSIBILITY**

### **17.1 Indemnities**

17.1.1 The Contractor shall indemnify and hold harmless the Procuring Entity, the Procuring Entity's Personnel, and their respective agents, against and from all claims, damages, losses and expenses (including legal fees and expenses) in respect of:

- a) Bodily injury, sickness, disease or death, of any person what so ever arising out of or in the course of or by reason of the Contractor's design (if any), the execution and completion of the Works and the remedying of any defects, unless attributable to any negligence, willful actor breach of the Contract by the Procuring Entity, the Procuring Entity's Personnel, or any of their respective agents, and
- b) damage to or loss of any property, real or personal (other than the Works), to the extent that such damage or loss arises out of or in the course of or by reason of the Contractor's design (if any), the execution and completion of the Works and the remedying of any defects, unless and to the extent that any such damage or loss is attributable to any negligence, willful act or breach of the Contract by the Procuring Entity, the Procuring Entity's Personnel, their respective agents, or anyone directly or indirectly employed by any of them.

17.1.2 The Procuring Entity shall indemnify and hold harmless the Contractor, the Contractor's Personnel, and their respective agents, against and from all claims, damages, losses and expenses (including legal fees and expenses) in respect of (1) bodily injury, sickness, disease or death, which is attributable to any negligence, willful act or breach of the Contract by the Procuring Entity, the Procuring Entity's Personnel, or any of their respective agents, and (2) the matters for which liability may be excluded from insurance cover, as described in sub-paragraphs (d)(i), (ii) and (iii) of Sub-Clause 18.3 [Insurance Against Injury to Persons and Damage to Property], unless and to the extent that any such damage or loss is attributable to any negligence, willful actor breach of the Contract by the contractor, the contractor's Personnel, their respective agents, or anyone directly or indirectly employed by any of them.

### **17.2 Contractor's Care of the Works**

17.2.1 The Contractor shall take full responsibility for the care of the Works and Goods from the Commencement Date until the Taking-Over Certificate is issued (or is deemed to be issued under Sub-Clause 10.1 [Taking Over of the Works and Sections]) for the Works, when responsibility for the care of the Works shall pass to the Procuring Entity. If a Taking-Over Certificate is issued (or is so deemed to be issued) for any Section or part of the Works, responsibility for the care of the Section or part shall then pass to the Procuring Entity.

17.2.2 After responsibility has accordingly passed to the Procuring Entity, the Contractor shall take responsibility for the care of any work which is outstanding on the date stated in a Taking-Over Certificate, until this outstanding work has been completed.

17.2.3 If any loss or damage happens to the Works, Goods or Contractor's Documents during the period when the Contractor is responsible for their care, from any cause not listed in Sub-Clause 17.3 [Procuring Entity's Risks], the Contractor shall rectify the loss or damage at the Contractor's risk and cost, so that the Works, Goods and Contractor's Documents conform with the Contract.

17.2.4 The Contractor shall be liable for any loss or damage caused by any actions performed by the Contractor after a Taking-Over Certificate has been issued. The Contractor shall also be liable for any loss or damage which occurs after a Taking-Over Certificate has been issued and which arose from a previous event for which the Contractor was liable.

### **17.3 Procuring Entity's Risks**

The risks referred to in Sub-Clause 17.4 [Consequences of Procuring Entity's Risks] below, in so far as they directly affect the execution of the Works in Kenya, are:

- a) War hostilities (whether war be declared or not),
- b) rebellion, riot, commotion or disorder, terrorism, sabotage by persons other than the Contractor's Personnel,
- c) explosive materials, ionizing gradiation or contamination by radio-activity, except as may be attributable to the Contractor's use of such explosives, radiation or radio-activity,
- d) pressure waves caused by aircraft or other aerial devices traveling at sonic or supersonic speeds,

- e) use or occupation by the Procuring Entity of any part of the Permanent Works, except as may be specified in the Contract,
- f) design of any part of the Works by the Procuring Entity's Personnel or by others for whom the Procuring Entity is responsible, and
- g) any operation of the forces of nature which is Unforeseeable or against which an experienced contractor could not reasonably have been expected to have taken adequate preventive precautions.

#### **17.4 Consequences of Procuring Entity's Risks**

- 174.1 If and to the extent that any of the risks listed in Sub-Clause 17.3 above results in loss or damage to the Works, Goods or Contractor's Documents, the Contractor shall promptly give notice to the Architect and shall rectify this loss or damage to the extent required by the Engineer.
- 174.2 If the Contractor suffers delay and/ or incurs Cost from rectifying this loss or damage, the Contractor shall give a further notice to the Architect and shall be entitled subject to Sub-Clause 20.1 [Contractor's Claims] to:
- (a) An extension of time for any such delay, if completion is or will be delayed, under Sub-Clause 8.4 [Extension of TimeforCompletion], and
  - (b) Payment of any such Cost, which shall be included in the Contract Price. In the case of sub-paragraphs (e)and (g) of Sub-Clause 17.3 [Procuring Entity's Risks], Accrued Costs shall be payable.
- 174.3 After receiving this further notice, the Architect shall proceed in accordance with Sub-Clause 3.5 [Determinations] to agree or determine these matters.

#### **17.5 Intellectual and Industrial Property Rights**

- 175.1 In this Sub-Clause, "infringement" shall refer to an infringement (or alleged infringement) of any patent, registered design, copyright, trade mark, trade name, trade secret or other intellectual or industrial property right relating to the Works; and "claim" shall refer to a claim (or proceedings pursuing a claim) alleging an infringement.
- 175.2 Whenever a Party does not give notice to the other Party of any claim within 30 days of receiving the claim, the first Party shall be deemed to have waived any right to indemnity under this Sub-Clause.
- 175.3 The Procuring Entity shall indemnify and hold the Contractor harmless against and from any claim alleging an infringement which is or was:
- a) An un avoidable result of the Contractor's compliance with the Contract, or
  - b) A result of any Works be ingused by the Procuring Entity:
    - i) for a purpose other than that indicated by, or reasonably to be inferred from, the Contract, or
    - ii) in conjunction with anything not supplied by the Contractor, unless such use was disclosed to the Contractor prior to the Base Date or is stated in the Contract.
- 175.4 The Contractor shall indemnify and hold the Procuring Entity harmless again stand from any other claim which arises out of or in relation to (i) the manufacture, use, sale or import of any Goods, or (ii) any design for which the Contractor is responsible.
- 175.5 IfaPartyisentitledtobeindemnified under this Sub-Clause, the indemnifying Party may (at its cost) conduct negotiations for the settlement of the claim, and any litigation or arbitration which may arise from it. The other Party shall, at the request and cost of the indemnifying Party, assist in contesting the claim. This other Party (and its Personnel) shall not make any admission which might be prejudicial to the indemnifying Party, unless the indemnifying Party failed to take over the conduct of any negotiations, litigation or arbitration upon being requested to do so by such other Party.
- 175.6 For operation and maintenance of any plan to equipment installed, the contractor shall grant a non-exclusive and non-transferable license to the Procuring Entity under the patent, utility models ,or other intellectual rights owned by the contractor or a third party from whom the contract or has received the rights to grant sub-licenses and shall also grant to the Procuring Entity a non-exclusive and non-transferable rights (without the rights to sub-license) to use the know how and other technical information disclosed to the contract or under the contract. Nothing contained here-in shall be construed as transferring ownership of any patent, utility model, trademark, design, copy right, know-how or other intellectual rights from the contractor or any other third party to the Procuring Entity.

## **17.6 Limitation of Liability**

- 17.6.1 Neither Party shall be liable to the other Party for loss of use of any Works, loss of profit, loss of any contractor for any consequential loss or damage which may be suffered by the other Party in connection with the Contract, other than as specifically provided in Sub-Clause 8.7 [Delay Damages]; Sub-Clause 11.2 [Cost of Remedying Defects]; Sub-Clause 15.4 [Payment after Termination]; Sub-Clause 16.4 [Payment on Termination]; Sub-Clause 17.1 [Indemnities]; Sub-Clause 17.4(b) [Consequences of Procuring Entity's Risks] and Sub-Clause 17.5 [Intellectual and Industrial Property Rights].
- 17.6.2 The total liability of the Contractor to the Procuring Entity, under or in connection with the Contract other than under Sub-Clause 4.19 [Electricity, Water and Gas], Sub-Clause 4.20 [Procuring Entity's Equipment and Free-Issue Materials], Sub-Clause 17.1 [Indemnities] and Sub-Clause 17.5 [Intellectual and Industrial Property Rights], shall not exceed the sum resulting from the application of a multiplier (less or greater than one) to the Accepted Contract Amount, as stated in **the Special Conditions of Contract**, or (if such multiplier or other sum is not so stated) the Accepted Contract Amount.
- 17.6.3 This Sub-Clause shall not limit liability in any case of fraud, deliberate default or reckless misconduct by the defaulting Party.

## **17.7 Use of Procuring Entity's Accommodation/Facilities**

- 17.7.1 The Contractor shall take full responsibility for the care of the Procuring Entity provided accommodation and facilities, if any, as detailed in the Specification, from the respective dates of hand-over to the Contractor until cessation of occupation (where hand-over or cessation of occupation may take place after the date stated in the Taking-Over Certificate for the Works).
- 17.7.2 If any loss or damage happens to any of the above items while the Contractor is responsible for their care arising from any cause whatsoever other than those for which the Procuring Entity is liable, the Contractor shall, at his own cost, rectify the loss or damage to the satisfaction of the Engineer.

## **18 INSURANCE**

### **18.1 General Requirements for Insurances**

- 18.1.1 In this Clause, "insuring Party" means, for each type of insurance, the Party responsible for effecting and maintaining the insurance specified in the relevant Sub-Clause.
- 18.1.2 Wherever the Contractor is the insuring Party, each insurance shall be effected with insurers and in terms approved by the Procuring Entity. These terms shall be consistent with any terms agreed by both Parties before the date of the Letter of Acceptance. This agreement of terms shall take precedence over the provisions of this Clause.
- 18.1.3 Wherever the Procuring Entity is the insuring Party, each insurance shall be effected with insurers and in terms acceptable to the Contractor. These terms shall be consistent with any terms agreed by both Parties before the date of the Letter of Acceptance. This agreement of terms shall take precedence over the provisions of this Clause.
- 18.1.4 If a policy is required to indemnify joint insured, the cover shall apply separately to each insured as though a separate policy had been issued for each of the joint insured. If a policy indemnifies additional joint insured, namely in addition to the insured specified in this Clause, (i) the Contractor shall act under the policy on behalf of these additional joint insured except that the Procuring Entity shall act for Procuring Entity's Personnel, (ii) additional joint insured shall not be entitled to receive payments directly from the insurer or to have any other direct dealings with the insurer, and (iii) the insuring Party shall require all additional joint insured to comply with the conditions stipulated in the policy.
- 18.1.5 Each policy insuring against loss or damage shall provide for payments to be made in the currencies required to rectify the loss or damage. Payments received from insurers shall be used for the rectification of the loss or damage.

- 18.16** The relevant insuring Party shall, within the respective periods stated in **the Special Conditions of Contract** (calculated from the Commencement Date), submit to the other Party:
- a) Evidence that the insurances described in this Clause have been affected, and
  - b) copies of the policies for the insurances described in Sub-Clause 18.2 [Insurance for Works and Contractor's Equipment] and Sub-Clause 18.3 [Insurance against Injury to Persons and Damage to Property].
- 18.17 When each premium is paid, the insuring Party shall submit evidence of payment to the other Party. Whenever evidence or policies are submitted, the insuring Party shall also give notice to the Engineer.
- 18.18 Each Party shall comply with the conditions stipulated in each of the insurance policies. The insuring Party shall keep the insurers informed of any relevant changes to the execution of the Works and ensure that insurance is maintained in accordance with this Clause.
- 18.19 Neither Party shall make any material alteration to the terms of any insurance without the prior approval of the other Party. If an insurer makes (or at tempts to make) any alteration, the Party first notified by the insurer shall promptly give notice to the other Party.
- 18.1.10 If the insuring Party fails to effect and keep in force any of the insurances it is required to effect and maintain under the Contract fails to provide satisfactory evidence and copies of policies in accordance with this Sub-Clause, the other Party may (at its option and without prejudice to any other right or remedy) effect insurance for the relevant coverage and pay the premiums due. The insuring Party shall pay the amount of these premiums to the other Party, and the Contract Price shall be adjusted accordingly.
- 18.1.11 Nothing in this Clause limits the obligations, liabilities or responsibilities of the Contractor or the Procuring Entity, under the other terms of the Contract otherwise. Any amounts not insured or not recovered from the insurers shall be borne by the Contractor and/or the Procuring Entity.
- 18.1.12 Procuring Entity in accordance with these obligations, liabilities or responsibilities. However, if the insuring Party fails to effect and keep in force an insurance which is available and which it is required to effect and maintain under the Contract, and the other Party neither approves the omission nor effects insurance for the coverage relevant to this default, any moneys which should have been recoverable under this insurance shall be paid by the insuring Party.
- 18.1.13 Payments by one Party to the other Party shall be subject to Sub-Clause 2.5 [Procuring Entity's Claims] or Sub- Clause 20.1 [Contractor's Claims], as applicable.
- 18.1.14 The Contractor shall be entitled to place all insurance relating to the Contract (including, but not limited to the insurance referred to Clause 18) with insurers from any eligible source country.

## **18.2 Insurance for Works and Contractor's Equipment**

- 18.2.1 The insuring Party shall insure the Works, Plant, Material and Contractor's Documents for not less than the full reinstatement cost including the costs of demolition, removal of debris and professional fees and profit. This insurance shall be effective from the date by which the evidence is to be submitted under sub-paragraph (a) of Sub-Clause 18.1 [General Requirements for Insurances], until the date of issue of the Taking-Over Certificate for the Works.
- 18.2.2 The insuring Party shall maintain this insurance to provide cover until the date of issue of the Performance Certificate, for loss or damage for which the Contractor is liable arising from a cause occurring prior to the issue of the Taking-Over Certificate, and for loss or damage caused by the Contractor in the course of any other operations (including those under Clause 11 [Defects Liability]).
- 18.2.3 The insuring Party shall insure the Contractor's Equipment for not less than the full replacement value, including delivery to Site. For each item of Contractor's Equipment, the insurance shall be effective while it is being transported to the Site and until it is no longer required as Contractor's Equipment.
- 18.2.4 Unless otherwise stated in the Special Conditions, insurances under this Sub-Clause:
- a) Shall be effected and maintained by the Contractor as insuring Party,

- b) shall be in the joint names of the Parties, who shall be jointly entitled to receive payments from the insurers, payments being held or allocated to the Party actually bearing the costs of rectifying the loss or damage,
- c) shall cover all loss and damage from any cause not listed in Sub-Clause 17.3 [Procuring Entity's Risks],
- d) shall also cover, to the extent specifically required in the tendering documents of the Contract, loss or damage to a part of the Works which is attributable to the use or occupation by the Procuring Entity of another part of the Works, and loss or damage from the risks listed in sub-paragraphs (c), (g) and (h) of Sub-Clause 17.3 [Procuring Entity's Risks], excluding (in each case) risks which are not insurable at commercially reasonable terms, with deductibles per occurrence of not more than the amount stated **in the Special Conditions** of Contract (if an amount is not so stated, this sub-paragraph (d) shall not apply), and
- e) may however exclude loss of, damage to, and reinstatement of:
  - i) a part of the Works which is in a defective condition due to a defect in its design, materials or workmanship (but cover shall include any other parts which are lost or damaged as a direct result of this defective condition and not as described in sub-paragraph (ii) below),
  - ii) a part of the Works which is lost or damaged in order to reinstate any other part of the Works if this other part is in a defective condition due to a defect in its design, materials or workmanship,
  - iii) a part of the Works which has been taken over by the Procuring Entity, except to the extent that the Contractor is liable for the loss or damage, and
  - iv) Goods while they are not in Kenya, subject to Sub-Clause 14.5 [Plant and Materials intended for the Works].

1825 If, more than one year after the Base Date, the cover described in sub-paragraph (d) above ceases to be available at commercially reasonable terms, the Contractor shall (as insuring Party) give notice to the Procuring Entity, with supporting particulars. The Procuring Entity shall then (i) be entitled subject to Sub-Clause 2.5 [Procuring Entity's Claims] to payment of an amount equivalent to such commercially reasonable terms as the Contractor should have expected to have paid for such cover, and (ii) be deemed, unless he obtains the cover at commercially reasonable terms, to have approved the omission under Sub-Clause 18.1 [General Requirements for Insurances].

### 18.3 Insurance against Injury to Persons and Damage to Property

1831 The insuring Party shall insure against each Party's liability for any loss, damage, death or bodily injury which may occur to any physical property (except things insured under Sub-Clause 18.2 [Insurance for Works and Contractor's Equipment]) or to any person (except persons insured under Sub-Clause 18.4 [Insurance for Contractor's Personnel]), which may arise out of the Contractor's performance of the Contract and occurring before the issue of the Performance Certificate.

1832 This insurance shall be for a limit per occurrence of not less than the amount stated in **the Special Conditions of Contract**, with no limit on the number of occurrences. If an amount is not stated in the **Special Conditions of Contract**, this Sub-Clause shall not apply.

1833 Unless otherwise stated in the Special Conditions, the insurances specified in this Sub-Clause:

- a) Shall be effected and maintained by the Contractor as insuring Party,
- b) shall be in the joint names of the Parties,
- c) shall be extended to cover liability for all loss and damage to the Procuring Entity's property (except things insured under Sub-Clause 18.2) arising out of the Contractor's performance of the Contract, and
- d) may however exclude liability to the extent that it arises from:
  - i) the Procuring Entity's right to have the Permanent Works executed on, over, under, in or
  - ii) through any land, and to occupy this land for the Permanent Works,
  - iii) damage which is an unavoidable result of the Contractor's obligations to execute the
  - iv) Works and remedy any defects, and
  - v) a cause listed in Sub-Clause 17.3 [Procuring Entity's Risks], except to the extent that cover is available at commercially reasonable terms.

## **18.4 Insurance for Contractor's Personnel**

- 18.4.1 The Contractor shall effect and maintain insurance against liability for claims, damages, losses and expenses (including legal fees and expenses) arising from injury, sickness, disease or death of any person employed by the Contractor or any other of the Contractor's Personnel.
- 18.4.2 The insurance shall cover the Procuring Entity and the Architect against liability for claims, damages, losses and expenses (including legal fees and expenses) arising from injury, sickness, disease or death of any person employed by the Contractor or any other of the Contractor's Personnel, except that this insurance may exclude losses and claims to the extent that they arise from any act or neglect of the Procuring Entity or of the Procuring Entity's Personnel.
- 18.4.3 The insurance shall be maintained in full force and effect during the whole time that these personnel are assisting in the execution of the Works. For a Subcontractor's employees, the insurance may be effected by the Subcontractor, but the Contractor shall be responsible for compliance with this Clause.

## **19. FORCE MAJEURE**

### **19.1 Definition of Force Majeure**

- 19.1.1 In this Clause, "Force Majeure" means an exceptional event or circumstance:
- a) Which is beyond a Party's control,
  - b) Which such Party could not reasonably have provided against before entering into the Contract,
  - c) which, having arisen, such Party could not reasonably have avoided or overcome, and
  - d) which is not substantially attributable to the other Party.
- 19.1.2 Force Majeure may include, but is not limited to, exceptional events or circumstances of the kind listed below, so long as conditions (a) to (d) above are satisfied:
- a) war, hostilities (whether war be declared or not), invasion, act of foreign enemies,
  - b) rebellion, terrorism, sabotage by persons other than the Contractor's Personnel, revolution, insurrection, military or usurped power, or civil war,
  - c) riot, commotion, disorder, strike or lock out by persons other than the Contractor's Personnel,
  - d) munitions of war, explosive materials, ionizing radiation or contamination by radio-activity, except as may be attributable to the Contractor's use of such munitions, explosives, radiation or radio-activity, and
  - e) natural catastrophes such as earthquake, hurricane, typhoon or volcanic activity.

### **19.2 Notice of Force Majeure**

- 19.2.1 If a Party is or will be prevented from performing its substantial obligations under the Contract by Force Majeure, then it shall give notice to the other Party of the event or circumstances constituting the Force Majeure and shall specify the obligations, the performance of which is or will be prevented. The notice shall be given within 14 days after the Party became aware, or should have become aware, of the relevant event or circumstance constituting Force Majeure.
- 19.2.2 The Party shall, having given notice, be excused performance of its obligations for so long as such Force Majeure prevents it from performing them.
- 19.2.3 Notwithstanding any other provision of this Clause, Force Majeure shall not apply to obligations of either Party to make payments to the other Party under the Contract.

### **19.3 Duty to Minimize Delay**

Each Party shall at all times use all reasonable endeavors to minimize any delay in the performance of the Contract as a result of Force Majeure. A Party shall give notice to the other Party when it ceases to be affected by the Force Majeure.

### **19.4 Consequences of Force Majeure**

- 19.4.1 If the Contractor is prevented from performing his substantial obligations under the Contract by Force Majeure of which notice has been given under Sub-Clause 19.2 [Notice of Force Majeure], and suffers delay and/ or incurs Cost by reason of such Force Majeure, the Contractor shall be entitled subject to Sub-Clause 20.1 [Contractor's Claims] to:

- a) an extension of time for any such delay, if completion is or will be delayed, under Sub-Clause 8.4 [Extension of Time for Completion], and
- b) if the event or circumstance is of the kind described in sub-paragraphs (i) to (iv) of Sub-Clause 19.1 [Definition of Force Majeure] and, in sub-paragraphs (ii) to (iv), occurs in Kenya, payment of any such Cost, including the costs of rectifying or replacing the Works and/or Goods damaged or destroyed by Force Majeure, to the extent they are not indemnified through the insurance policy referred to in Sub-Clause 18.2 [Insurance for Works and Contractor's Equipment].

19.4.2 After receiving this notice, the Architect shall proceed in accordance with Sub-Clause 3.5 [Determinations] to agree or determine these matters.

### **19.5 Force Majeure Affecting Subcontractor**

If any Subcontractor is entitled under any contract or agreement relating to the Works to relief from force majeure on terms additional to or broader than those specified in this Clause, such additional or broader force majeure events or circumstances shall not excuse the Contractor's non-performance or entitle him to relief under this Clause.

### **19.6 Optional Termination, Payment and Release**

19.6.1 If the execution of substantially all the Works in progress is prevented for a continuous period of 84 days by reason of Force Majeure of which notice has been given under Sub-Clause 19.2 [Notice of Force Majeure], or for multiple periods which total more than 140 days due to the same notified Force Majeure, then either Party may give to the other Party a notice of termination of the Contract. In this event, the termination shall take effect 7 days after the notice is given, and the Contractor shall proceed in accordance with Sub-Clause 16.3 [Cessation of Work and Removal of Contractor's Equipment].

19.6.2 Upon such termination, the Architect shall determine the value of the work done and issue a Payment Certificate which shall include:

- a) the amount payable for any work carried out for which a price is stated in the Contract;
- b) the Cost of Plant and Materials ordered for the Works which have been delivered to the Contractor, or of which the Contractor is liable to accept delivery: this Plant and Materials shall become the property of (and be at the risk of) the Procuring Entity when paid for by the Procuring Entity, and the Contractor shall place the same at the Procuring Entity's disposal;
- c) other Cost or liabilities which in the circumstances were reasonably and necessarily incurred by the Contractor in the expectation of completing the Works;
- d) the Cost of removal of Temporary Works and Contractor's Equipment from the Site and the return of these items to the Contractor's works in his country (or to any other destination at no greater cost); and
- e) the Cost of repatriation of the Contractor's staff and lab or employed wholly in connection with the Works at the date of termination.

### **19.7 Release from Performance**

Notwithstanding any other provision of this Clause, if any event or circumstance outside the control of the Parties (including, but not limited to, Force Majeure) arises which makes it impossible or unlawful for either or both Parties to fulfil its or their contractual obligations or which, under the law governing the Contract, entitles the Parties to be released from further performance of the Contract, then upon notice by either Party to the other Party of such event or circumstance:

- a) The Parties shall be discharged from further performance, without prejudice to the rights of either Party in respect of any previous breach of the Contract, and
- b) The sum payable by the Procuring Entity to the Contractor shall be the same as would have been payable under Sub-Clause 19.6 [Optional Termination, Payment and Release] if the Contract had been terminated under Sub-Clause 19.6.

## **20 SETTLEMENT OF CLAIMS AND DISPUTES**

### **20.1 Contractor's Claims**

- 20.1.1 If the Contractor considers itself to be entitled to any extension of the Time for Completion and/or any additional payment, under any Clause of these Conditions or otherwise in connection with the Contract, the Contractor shall give Notice to the Engineer, describing the event or circumstance giving rise to the claim. The notice shall be given as soon as practicable, and not later than 30 days after the Contractor became aware, or should have become aware, of the event or circumstance.
- 20.1.2 If the Contractor fails to give notice of a claim within such period of 30 days, the Time for Completion shall not be extended, the Contractor shall not be entitled to additional payment, and the Procuring Entity shall be discharged from all liability in connection with the claim. Otherwise, the following provisions of this Sub-Clause shall apply.
- 20.1.3 The Contractor shall also submit any other notices which are required by the Contract, and supporting particulars for the claim, all as relevant to such event or circumstance.
- 20.1.4 The Contractor shall keep such contemporary records as may be necessary to substantiate any claim, either on the Site or at an other location acceptable to the Engineer. Without admitting the Procuring Entity's liability, the Architect may, after receiving any notice under this Sub-Clause, monitor the record-keeping and/or instruct the Contractor to keep further contemporary records. The Contractor shall permit the Architect to inspect all these records and shall (if instructed) submit copies to the Engineer.
- 20.1.5 Within 42 days after the Contractor became aware (or should have become aware) of the event or circumstance giving rise to the claim, or within such other period as may be proposed by the Contractor and approved by the Engineer, the Contractor shall send to the Architect fully detailed claim which includes full supporting particulars of the basis of the claim and of the extension of time and/ or additional payment claimed. If the event or circumstance giving rise to the claim has a continuing effect:
- a) This fully detailed claim shall be considered as interim;
  - b) The Contractor shall send further interim claims at monthly intervals, giving the accumulated delay and/ or amount claimed, and such further particulars as the Architect may reasonably require; and
  - c) The Contractor shall send a final claim within 30 days after the end of the effects resulting from the event or circumstance, or within such other period as may be proposed by the Contractor and approved by the Engineer.
- 20.1.6 Within 42 days after receiving a Notice of a claim or any further particulars supporting a previous claim, or within such other period as may be proposed by the Architect and approved by the Contractor, the Architect shall respond with approval, or with disapproval and detailed comments. He may also request any necessary further particulars but shall nevertheless give his response on the principles of the claim within the above defined time period.
- 20.1.7 Within the above defined period of 42 days, the Architect shall proceed in accordance with Sub-Clause 3.5 [Determinations] to agree or determine (i) the extension (if any) of the Time for Completion (before or after its expiry) in accordance with Sub-Clause 8.4 [Extension of Time for Completion], and/or (ii) the additional payment (if any) to which the Contractor is entitled under the Contract.
- 20.1.8 Each Payment Certificate shall include such additional payment for any claim as has been reasonably substantiated as due under the relevant provision of the Contract. Unless and until the particulars supplied are sufficient to substantiate the whole of the claim, the Contractor shall only be entitled to payment for such part of the claim as he has been able to substantiate.
- 20.1.9 If the Architect does not respond within the time frame defined in this Clause, either Party may consider that the claim is rejected by the Architect and any of the Parties may refer the dispute for amicable settlement in accordance with Clause 20.3.
- 20.1.10 The requirements of this Sub-Clause are in addition to those of any other Sub-Clause which may apply to a claim. If the Contractor fails to comply with this or another Sub-Clause in relation to any claim, any extension of time and/ or additional payment shall take account of the extent (if any) to which the failure has prevented or prejudiced proper investigation of the claim, unless the claim is excluded under the second paragraph of this Sub-Clause 20.3.

## **20.2 Procuring Entity's Claims**

- 2021 If the Procuring Entity considers itself to be entitled to any payment under any Clause of these Conditions or otherwise in connection with the Contract, and/or to any extension of the Defects Notification Period, the Procuring Entity or the Architect shall give notice and particulars to the Contractor. However, notice is not required for payments due under Sub-Clause 4.19 [Electricity, Water and Gas], under Sub-Clause 4.20 [Procuring Entity's Equipment and Free-Issue Materials], or for other services requested by the Contractor.
- 2022 The notice shall be given as soon as practicable and no longer than 30 days after the Procuring Entity became aware, or should have become aware, of the event or circumstances giving rise to the claim. A notice relating to any extension of the Defects Notification Period shall be given before the expiry of such period.
- 2023 The particulars shall specify the Clause or other basis of the claim and shall include substantiation of the amount and/or extension to which the Procuring Entity considers itself to be entitled in connection with the Contract. The Architect shall then proceed in accordance with Sub-Clause 3.5 [Determinations] to agree or determine (i) the amount (if any) which the Procuring Entity is entitled to be paid by the Contractor, and/or (ii) the extension (if any) of the Defects Notification Period in accordance with Sub-Clause 11.3 [Extension of Defects Notification Period].
- 2024 This amount may be included as a deduction in the Contract Price and Payment Certificates. The Procuring Entity shall only be entitled to set off against or make any deduction from an amount certified in a Payment Certificate, or to otherwise claim against the Contractor, in accordance with this Sub-Clause.

## **20.3 Amicable Settlement**

Where a notice of a claim has been given, both Parties shall attempt to settle the dispute amicably before the commencement of arbitration. However, unless both Parties agree otherwise, the Party giving a notice of a claim in accordance with Sub-Clause 20.1 above should move to commence arbitration after 60 days from the day on which a notice of a claim was given, even if no attempt at an amicable settlement has been made.

## **20.4 Matters that may be referred to arbitration**

Notwithstanding anything stated herein the following matters may be referred to arbitration before the practical completion of the Works or abandonment of the Works or termination of the Contract by either party:

- a) Whether or not the issue of an instruction by the Architect is empowered by these Conditions.
- b) Whether or not a certificate has been improperly withheld or is not in accordance with these Conditions.
- c) Any dispute arising in respect risks arising from matters referred to in Clause 17.3 and Clause 19.
- e) All other matters shall only be referred to arbitration after the completion or alleged completion of the Works or termination or alleged termination of the Contract, unless the Procuring Entity and the Contractor agree otherwise in writing.

## **20.5 Arbitration**

- 2051 Any claim or dispute between the Parties arising out of or in connection with the Contract not settled amicably in accordance with Sub-Clause 20.3 shall be finally settled by arbitration.
- 2052 No arbitration proceedings shall be commenced on any claim or dispute where notice of a claim or dispute has not been given by the applying party within ninety days of the occurrence or discovery of the matter or issue giving rise to the dispute.
- 2053 Notwithstanding the issue of a notice as stated above, the arbitration of such a claim or dispute shall not commence unless an attempt has in the first instance been made by the parties to settle such claim or dispute amicably with or without the assistance of third parties. Proof of such attempt shall be required.
- 2054 The Arbitrator shall, without prejudice to the generality of his powers, have powers to direct such measurements, computations, tests or valuations as may in his opinion be desirable in order to determine the rights of the parties and assess and award any sums which ought to have been the subject of or included in any certificate.

- 2055 The Arbitrator shall, without prejudice to the generality of his powers, have powers to open up, review and revise any certificate, opinion, decision, requirement or notice and to determine all matters in dispute which shall be submitted to him in the same manner as if no such certificate, opinion, decision require mentor notice had been given.
- 2056 The arbitrators shall have full power to open up, review and revise any certificate, determination, instruction, opinion or valuation of the Engineer, relevant to the dispute. Nothing shall disqualify representatives of the Parties and the Architect from being called as a witness and giving evidence before the arbitrators on any matter whatsoever relevant to the dispute.
- 2057 Neither Party shall be limited in the proceedings before the arbitrators to the evidence, or to the reasons for dissatisfaction given in its Notice of Dissatisfaction.
- 2057 Arbitration may be commenced prior to or after completion of the Works. The obligations of the Parties, and the Architect shall not be altered by reason of any arbitration being conducted during the progress of the Works.
- 2058 The terms of the remuneration of each or all the members of Arbitration shall be mutually agreed upon by the Parties when agreeing the terms of appointment. Each Party shall be responsible for paying one-half of this remuneration.

## **20.6 Arbitration with National Contractors**

- 2061 If the Contract is with national contractors, arbitration proceedings will be conducted in accordance with the Arbitration Laws of Kenya. In case of any claim or dispute, such claim or dispute shall be notified in writing by either party to the other with a request to submit it to arbitration and to concur in the appointment of an Arbitrator within thirty days of the notice. The dispute shall be referred to the arbitration and final decision of a person to be agreed between the parties. Failing agreement to concur in the appointment of an Arbitrator, the Arbitrator shall be appointed, on the request of the applying party, by the Chairman or Vice Chairman of any of the following professional institutions;
- i) Architectural Association of Kenya
  - ii) Institute of Quantity Surveyors of Kenya
  - iii) Association of Consulting Engineers of Kenya
  - iv) Chartered Institute of Arbitrators (Kenya Branch)
  - v) Institution of Engineers of Kenya
- 2062 The institution written to first by the aggrieved party shall take precedence over all other institutions.

## **20.7 Arbitration with Foreign Contractors**

- 2071 Arbitration with foreign contractors shall be conducted in accordance with the arbitration rules of the United Nations Commission on International Trade Law (UNCITRAL); or with proceedings administered by the International Chamber of Commerce (ICC) and conducted under the ICC Rules of Arbitration; by one or more arbitrators appointed in accordance with said arbitration rules.
- 2072 The place of arbitration shall be a location specified in the **SCC**; and the arbitration shall be conducted in the language for communications defined in Sub-Clause 1.4 [Law and Language].

## **20.8 Alternative Arbitration Proceedings**

Alternatively, the Parties may refer the matter to the Nairobi Centre for International Arbitration (NCIA) which offers a neutral venue for the conduct of national and international arbitration with commitment to providing institutional support to the arbitral process.

## **20.9 Failure to Comply with Arbitrator's Decision**

- 2091 The award of such Arbitrator shall be final and binding up on the parties.
- 2092 In the event that a Party fails to comply with a final and binding Arbitrator's decision, then the other Party may, without prejudice to any other rights it may have, refer the matter to a competent court of law.

## **20.10 Contract operations to continue**

Notwithstanding any reference to arbitration herein,

- 1.1.1 the parties shall continue to perform their respective obligations under the Contract unless they otherwise agree; and
- 1.1.2 the Procuring Entity shall pay the Contractor any monies due the Contractor.

## SECTION IX - SPECIAL CONDITIONS OF CONTRACT

The following Special Conditions shall supplement the GCC. Whenever there is a conflict, the provisions here in shall prevail over those in the GCC.

### Part A - Contract Data

Conditions	Sub Clause	Data
Procuring Entity's name and address	Heading	KENYA INSTITUTE FOR THE BLIND
Name and Reference No. of the Contract	Heading and 3.1.1	PROPOSED COMPLETION OF ACCOMODATION FACILITY (HOSTEL BLOCK) FOR KENYA INSTITUTE FOR THE BLIND
Engineer's Name and Address	Heading and 3.1.1	The Works Secretary, State Department for Public Works of P.O.Box 30743-00100 Nairobi
Contractor's Representative Name	4.3.1	To be agreed with the Engineer
Key Personnel names	16.9.1	To be agreed with the Engineer
Time for completion	1.1	<b>24 Weeks</b>
Defects Notification Period	1.1	180 Days
Time for parties to enter into a contract agreement	1.6	Within 30 Days
Commencement date	8.1.1	To be agreed with the Engineer
Time for access to the site	2.1	To be agreed with the Engineer
Architect Duties and Responsibilities	3.1.6 (b) (ii)	Any Variations resulting in an increase of the accepted contract Amount in excess of 0% shall require approval from the procurement entity
Performance Security	4.2.1	The performance security will be in the form of a performance bond in the amount of 5% of the accepted Amount in the same currency(ies) of the accepted contract amount
Normal Working Hours	6.5	To be agreed with the Engineer
Delay damages for the Works	8.7 & 14.15 (b)	0.005 % of the Contract price per day
Maximum amount for Delay Damages	8.7	5% of the final contract price

Conditions	Sub Clause	Data
Provisional Sums	13.6. 1(b)(ii)	25%
Adjustments for Changes in Cost	13.8	Period "n" applicable to the adjustment multiplier "Po": <i>12 months</i>
Total advance payment	14.2.1	20%
Repayment amortization rate of advance payment	14.2.5 (b)	Amount to start being recovered 20% of Contract Value and to be Fully Recovered at 80% Contract Value
Percentage of Retention	14.3.2 (c)	10%
Limit of Retention Money	14.3.2 (c)	<u>10</u> % of the Accepted Contract Amount
Plant and Materials	14.5(b)(i) 14.5(C)(i)	Not applicable Not applicable
Minimum Amount of Interim Payment Certificates	14.6	Not applicable
Publishing source of commercial interest rates for financial charges in case of delayed payment	14.8	Annual rate of three percentage points above the mean lending rate of the Central Bank in Kenya of the currency of payment
Maximum total liability of the Contractor to the Procuring Entity	17.6	As per applicable laws
Periods for submission of insurance: a. evidence of insurance. b. Relevant policies	18.1	14 days <u>14</u> days
Maximum amount of deductibles for insurance of the Procuring Entity's risks	18.2.4 (d)	<i>As per applicable laws</i>
Minimum amount of third-party insurance	18.3	<i>As per applicable laws</i>
The place of arbitration	20.7.2	<i>Nairobi County, Kenya</i>

## **SECTION X - CONTRACT FORMS**

FORM No. 1 - NOTIFICATION OF INTENTION TO AWARD

FORM No. 2 – REQUEST FOR REVIEW

FORM No. 3 – LETTER OF AWARD

FORM No. 4 - CONTRACT AGREEMENT

FORM No. 5 - PERFORMANCE SECURITY [Option 1 - Unconditional Demand Bank Guarantee]

FORM No. 6- PERFORMANCE SECURITY [Option 2– Performance Bond]

FORM No. 7 - ADVANCE PAYMENT SECURITY

FORM No. 8 - RETENTION MONEY SECURITY

FORM No. 9 – BENEFICIAL OWNERSHIP DISCLOSURE FORM

## **FORM No 1: NOTIFICATION OF INTENTION TO AWARD OF CONTRACT**

This Notification of Award shall be sent to each Tenderer that submitted a Tender and was not successful. Send this Notification to the Tenderer's Authorized Representative named in the Tender Information Form on the format below.

### **FORMAT**

1. For the attention of Tenderer's Authorized Representative

- i) Name: *[insert Authorized Representative's name]*
- ii) Address: *[insert Authorized Representative's Address]*
- iii) Telephone: *[insert Authorized Representative's telephone/fax numbers]*
- iv) Email Address: *[insert Authorized Representative's email address]*

*[IMPORTANT: insert the date that this Notification is transmitted to Tenderers. The Notification must be sent to all Tenderers simultaneously. This means on the same date and as close to the same time as possible.]*

2. Date of transmission: *[email]* on *[date]* (local time)

This Notification is sent by *(Name and designation)* \_\_\_\_\_

3. Notification of Award

- i) Procuring Entity: *[insert the name of the ProcuringEntity]*
- ii) Project: *[insert name ofproject]*
- iii) Contract title: *[insert the name of thecontract]*
- iv) ITT No: *[insert ITT reference number from ProcurementPlan]*

This Notification of Intention to Award (Notification) notifies you of our decision to award the above contract. The transmission of this Notification begins the Standstill Period. During the Standstill Period, you may:

4. Request a debriefing in relation to the evaluation of your tender by submitting a Procurement-related Complaint in relation to the decision to award the contracts.

a) The successful tenderers

i) Name of successful Tender \_\_\_\_\_

ii) Address of the successful Tender \_\_\_\_\_  
\_\_\_\_\_

iii) Contract price of the successful Tender Kenya Shillings \_\_\_\_\_  
(in words \_\_\_\_\_)

b) The reasons for your tender being unsuccessful are as follows:

c) OtherTenderers

Names of all Tenderers that submitted a Tender. If the Tender's price was evaluated include the evaluated price as well as the Tender price as read out.

SNo	Name of Tender	Tender Price as read out	Tender's evaluated price (Note a)	One Reason Why Not Evaluated
1				
2				
3				
4				
5				

(Note a) State NE if not evaluated

5. How to request a debriefing

- a) DEADLINE: The dead line to request a debriefing expires at midnight on [insert date] (local time).
- b) You may request a debriefing in relation to the results of the evaluation of your Tender. If you decide to request a debriefing your written request must be made within three (5) Business Days of receipt of this Notification of Intention to Award.
- c) Provide the contract name, reference number, name of the Tenderer, contact details; and address the request for debriefing as follows:
  - i) Attention: [insert full name of person, if applicable]
  - ii) Title/position: [insert title/position]
  - iii) Agency: [insert name of Procuring Entity]
  - iv) Email address: [insert email address]
- d) If your request for a debriefing is received within the 3 Days deadline, we will provide the debriefing within five (3) Business Days of receipt of your request. If we are unable to provide the debriefing within this period, the Standstill Period shall be extended by five (3) Days after the date that the debriefing is provided. If this happens, we will notify you and confirm the date that the extended Standstill Period will end.
- e) The debriefing may be in writing, by phone, video conference call or in person. We shall promptly advise you in writing how the debriefing will take place and confirm the date and time.
- f) If the deadline to request a debriefing has expired, you may still request a debriefing. In this case, we will provide the debriefing as soon as practicable, and normally no later than fifteen (15) Days from the date of publication of the Contract Award Notice.

6. How to make a complaint?

- a) Period: Procurement-related Complaint challenging the decision to award shall be submitted by midnight, [insert date] (local time).
- b) Provide the contract name, reference number, name of the Tenderer, contact details; and address the Procurement-related Complaint as follows:
  - i) Attention: [insert full name of person, if applicable]
  - ii) Title/position: [insert title/position]
  - iii) Agency: [insert name of Procuring Entity]
  - iv) Email address: [insert email address]
- c) At this point in the procurement process, you may submit a Procurement-related Complaint challenging the decision to award the contract. You do not need to have requested, or received, a debriefing before making this complaint. Your complaint must be submitted within the Standstill Period and received by us before the Standstill Period ends.
- d) Further information: For more information refer to the Public Procurement and Disposals Act 2015 and its Regulations available from the Website [www.ppra.go.ke](http://www.ppra.go.ke).

You should read these documents before preparing and submitting your complaint.

- e) There are four essential requirements:
  - i) You must be an 'interested party'. In this case, that means a Tenderer who submitted a Tender in this tendering process and is the recipient of a Notification of Intention to Award.
  - ii) The complaint can only challenge the decision to award the contract.
  - iii) You must submit the complaint within the period stated above.
  - iv) You must include, in your complaint, all of the information required to support your complaint.

7. Standstill Period

- i) **DEADLINE:** The Standstill Period is due to end at midnight on [*insert date*] (local time).
- ii) The Standstill Period lasts ten (14) Days after the date of transmission of this Notification of Intention to Award.
- iii) The Standstill Period may be extended as stated in paragraph Section 5(d) above.

If you have any questions regarding this Notification please do not hesitate to contact us. On behalf of the Procuring Entity:

**Signature:** \_\_\_\_\_

**Name:** \_\_\_\_\_

**Title/position:** \_\_\_\_\_

\_\_\_\_\_  
**Telephone:** \_\_\_\_\_

---

**FORM NO 2: REQUEST FOR REVIEW**

**FORM FOR REVIEW (r.203(1))**

**PUBLIC PROCUREMENT ADMINISTRATIVE REVIEW BOARD**

**APPLICATION NO.....OF.....20.....**

**BETWEEN**

.....**APPLICANT**

**AND**

.....**RESPONDENT (Procuring Entity)**

Request for review of the decision of the..... (Name of the Procuring Entity of .....dated the...day of .....20.....in the matter of Tender No.....of .....20..... for .....(Tender description).

**REQUEST FOR REVIEW**

I/We.....,the above named Applicant(s), of address: Physical address.....P. O. Box No.....  
Tel. No.....Email ....., hereby request the Public Procurement Administrative Review Board to review the whole/part of the above mentioned decision on the following grounds , namely:

- 1.
- 2.

By this memorandum, the Applicant requests the Board for an order/orders that:

- 1.
- 2.

SIGNED .....(Applicant) Dated on.....day of ...../...20.....

---

FOR OFFICIAL USE ONLY Lodged with the Secretary Public Procurement Administrative Review Board on... .. day of .....20.....

**SIGNED**

**Board Secretary**

**FORM NO. 3: LETTER OF AWARD**

*[letterhead paper of the Procuring Entity]*

*[date]*

To: *[name and address of the Contractor]*

This is to notify you that your Tender dated *[date]* for execution of the *[name of the Contract and identification number, as given in the Contract Data]* for the Accepted Contract Amount *[amount in numbers and words]* *[name of currency]*, as corrected and modified in accordance with the Instructions to Tenderers, is here by accepted by .....*(name of Procuring Entity)*.

You are requested to furnish the Performance Security within in accordance with the Conditions of Contract, using, for that purpose, one of the Performance Security Forms included in Section VIII, Contract Forms, of the Tender Document.

Authorized Signature: .....

Name and Title of Signatory: .....

Name of Procuring Entity: .....

Attachment: *Contract Agreement*: .....

## FORM NO 4: CONTRACT AGREEMENT

THIS AGREEMENT made the day of..... 20....., between.....  
.....of.....(hereinafter “the Procuring  
Entity”), of the one part, and \_\_\_\_\_ of \_\_\_\_\_ (hereinafter  
“the Contractor”), of the other part:

WHEREAS the Procuring Entity desires that the Works known as \_\_\_\_\_ should be  
executed by the Contractor, and has accepted a Tender by the Contractor for the execution and completion of these  
Works and the remedying of any defects there in,

The Procuring Entity and the Contractor agree as follows:

1. In this Agreement words and expressions shall have the same meanings as are respectively assigned to them in the Contract documents referred to.
2. The following documents shall be deemed to form and be read and construed as part of this Agreement. This Agreement shall prevail over all other Contract documents.
  - a) the Notification of Award
  - b) the Form of Tender
  - c) the addenda Nos \_\_\_\_\_ (if any)
  - d) the Special Conditions of Contract
  - e) the General Conditions of Contract;
  - f) the Specifications
  - g) the Drawings; and
  - h) the completed Schedules and any other documents forming part of the contract.
3. In consideration of the payments to be made by the Procuring Entity to the Contractor as specified in this Agreement, the Contractor here by covenants with the Procuring Entity to execute the Works and to remedy defects therein in conformity in all respects with the provisions of the Contract.
4. The Procuring Entity here by covenants to pay the Contractor in consideration of the execution and completion of the Works and the remedying of defects there in, the Contract Price or such other sum as may become payable under the provisions of the Contract at the times and in the manner prescribed by the Contract.

IN WITNESS where of the parties here have caused this Agreement to be executed in accordance with the  
Laws of Kenya on the day, month and year specified above.

Signed and sealed by \_\_\_\_\_ (for the Procuring Entity)

Signed and sealed by \_\_\_\_\_ (for the Contractor).

**FORM NO. 5 - PERFORMANCE SECURITY**

**[Option 1 - Unconditional Demand Bank Guarantee]**

*[Guarantor letterhead]*

**Beneficiary:** *[insert name and Address of Procuring Entity]*

**Date:** \_\_\_\_\_*[Insert date of issue]*

**Guarantor:** *[Insert name and address of place of issue, unless indicated in the letterhead]*

1. We have been informed that \_\_\_\_\_ (hereinafter called "the Contractor") has entered into Contract No. \_\_\_\_\_ dated \_\_\_\_\_ with (name of Procuring Entity) \_\_\_\_\_ (the Procuring Entity as the Beneficiary), for the execution of \_\_\_\_\_ (hereinafter called "the Contract").
2. Furthermore, we understand that, according to the conditions of the Contract, a performance guarantee is required.
3. At the request of the Contractor, we as Guarantor, here by irrevocably undertake to pay the Beneficiary any sum or sums not exceeding in total an amount of \_\_\_\_\_ (in words),<sup>1</sup> such sum being payable in the types and proportions of currencies in which the Contract Price is payable, upon receipt by us of the Beneficiary's complying demand supported by the Beneficiary's statement, whether in the demand itself or in a separate signed document accompanying or identifying the demand, stating that the Applicant is in breach of its obligation(s) under the Contract, without the Beneficiary needing to prove or to show grounds for your demand or the sum specified therein.
4. This guarantee shall expire, no later than the.....Day of.....,2 .....<sup>2</sup>, and any demand for payment under it must be received by us at the office indicated above on or before that date.
5. The Guarantor agrees to a one-time extension of this guarantee for a period not to exceed *[six months] [one year]*, in response to the Beneficiary's written request for such extension, such request to be presented to the Guarantor before the expiry of the guarantee.” .....

*[Name of Authorized Official, signature(s) and seals/stamps]*

**Note:** *All italicized text (including footnotes) is for use in preparing this form and shall be deleted from the final product.*

<sup>1</sup>The Guarantor shall insert an amount representing the percentage of the Accepted Contract Amount specified in the Letter of Acceptance, less provisional sums, if any, and denominated either in the currency of the Contract or a freely convertible currency acceptable to the Beneficiary.

<sup>2</sup>Insert the date twenty-eight days after the expected completion date as described in GC Clause 11.9. The Procuring Entity should note that in the event of an extension of this date for completion of the Contract, the Procuring Entity would need to request an extension of this guarantee from the Guarantor. Such request must be in writing and must be made prior to the expiration date established in the guarantee.

## **FORM No. 6- PERFORMANCE SECURITY**

### **[Option 2– Performance Bond]**

*[Note: Procuring Entities are advised to use Performance Security – Unconditional Demand Bank Guarantee in stead of Performance Bond due to difficulties involved in calling Bond holder to action]*

*[Guarantor letterhead or SWIFT identifier code]*

**Beneficiary:** *[insert name and Address of Procuring Entity]*

**Date:** \_\_\_\_\_ *[Insert date of issue]*

**PERFORMANCE BOND No.:** \_\_\_\_\_

**Guarantor:** *[Insert name and address of place of issue, unless indicated in the letterhead]*

1. By this Bond \_\_\_\_\_ as Principal (hereinafter called “the Contractor”) and \_\_\_\_\_ ] as Surety (hereinafter called “the Surety”), are held and firmly bound unto \_\_\_\_\_ as Obligee (hereinafter called “the Procuring Entity”) in the amount of \_\_\_\_\_ for the payment of which sum well and truly to be made in the types and proportions of currencies in which the Contract Price is payable, the Contractor and the Surety bind themselves, their heirs, executors, administrators, successors and assigns, jointly and severally, firmly by these presents.
2. WHEREAS the Contractor has entered into a written Agreement with the Procuring Entity dated the \_\_\_\_\_ day of \_\_\_\_\_, 20\_\_\_\_, for \_\_\_\_\_ in accordance with the documents, plans, specifications, and amendments there to, which to the extent here in provided for, are by reference made part here of and are here in after referred to as the Contract.
3. NOW, THEREFORE, the Condition of this Obligation is such that, if the Contractor shall promptly and faithfully perform the said Contract (including any amendments thereto), then this obligation shall be null and void; otherwise, it shall remain in full force and effect. Whenever the Contractor shall be, and declared by the Procuring Entity to be, in default under the Contract, the Procuring Entity having performed the Procuring Entity's obligations there under, the Surety may promptly remedy the default, or shall promptly:
  - a) Complete the Contract in accordance with its terms and conditions; or
  - b) Obtain a tender or tenders from qualified tenderers for submission to the Procuring Entity for completing the Contract in accordance with its terms and conditions, and upon determination by the Procuring Entity and the Surety of the lowest responsive Tenderers, arrange for a Contract between such Tenderer, and Procuring Entity and make a available as work progresses (even though there should be a default or a succession of defaults under the Contract or Contracts of completion arranged under this paragraph) sufficient funds to pay the cost of completion less the Balance of the Contract Price; but not exceeding, including other costs and damages for which the Surety may be liable hereunder, the amount set forth in the first paragraph hereof. The term “Balance of the Contract Price,” as used in this paragraph, shall mean the total amount payable by Procuring Entity to Contractor under the Contract, less the amount properly paid by Procuring Entity to Contractor; or
  - c) Pay the Procuring Entity the amount required by Procuring Entity to complete the Contract in accordance with its terms and conditions upto a total not exceeding the amount of this Bond.
4. The Surety shall not be liable for a greater sum than the specified penalty of this Bond.
5. Any suit under this Bond must be instituted before the expiration of one year from the date of the issuing of the Taking-Over Certificate. No right of action shall accrue on this Bond to or for the use of any person or corporation other than the Procuring Entity named here in or the heirs, executors, administrators, successors, and assigns of the Procuring Entity.
6. In testimony whereof, the Contractor has here unto set his hand and affixed his seal, and the Surety has caused these presents to be sealed with his corporate seal duly at tested by the signature of his legal representative, this day \_\_\_\_\_ of \_\_\_\_\_ 20\_\_\_\_\_.

SIGNED ON \_\_\_\_\_ on behalf of \_\_\_\_\_

By \_\_\_\_\_ in the capacity of \_\_\_\_\_

In the presence of \_\_\_\_\_

SIGNED ON \_\_\_\_\_ on behalf of \_\_\_\_\_

By \_\_\_\_\_ in the capacity of \_\_\_\_\_

In the presence of \_\_\_\_\_

**FORM NO. 7 - ADVANCE PAYMENT SECURITY**

**[Demand Bank Guarantee]**

*[Guarantor letterhead]*

**Beneficiary:** \_\_\_\_\_ *[Insert name and Address of Procuring Entity]*

**Date:** \_\_\_\_\_ *[Insert date of issue]*

**ADVANCE PAYMENT GUARANTEE No.:** *[Insert guarantee reference number]*

**Guarantor:** *[Insert name and address of place of issue, unless indicated in the letterhead]*

1. We have been informed that \_\_\_\_\_ (hereinafter called "the Contractor") has entered into Contract No. \_\_\_\_\_ dated \_\_\_\_\_ with the Beneficiary, for the execution of \_\_\_\_\_ (hereinafter called "the Contract").
2. Furthermore, we understand that, according to the conditions of the Contract, an advance payment in the sum \_\_\_\_\_ (in words \_\_\_\_\_) is to be made against an advance payment guarantee.
3. At the request of the Contractor, we as Guarantor, here by irrevocably undertake to pay the Beneficiary any sum or sums not exceeding in total an amount of \_\_\_\_\_ (in words \_\_\_\_\_) upon receipt by us of the Beneficiary's complying demand supported by the Beneficiary's statement, whether in the demand itself or in a separate signed document accompanying or identifying the demand, stating either that the Applicant:
  - a) Has used the advance payment for purposes other than the costs of mobilization in respect of the Works; or
  - b) Has failed to repay the advance payment in accordance with the Contract conditions, specifying the amount which the Applicant has failed to repay.
4. A demand under this guarantee may be presented as from the presentation to the Guarantor of a certificate from the Beneficiary's bank stating that the advance payment referred to above has been credited to the Contractor on its account number \_\_\_\_\_ at \_\_\_\_\_.
5. The maximum amount of this guarantee shall be progressively reduced by the amount of the advance payment repaid by the Contractor as specified in copies of interim statements or payment certificates which shall be presented to us. This guarantee shall expire, at the latest, upon our receipt of a copy of the interim payment certificate indicating that ninety (90) percent of the Accepted Contract Amount, less provisional sums, has been certified for payment, on the \_\_\_\_\_ day of \_\_\_\_\_, 2\_\_\_\_\_,<sup>2</sup> whichever is earlier. Consequently, any demand for payment under this guarantee must be received by us at this office on or before that date.
6. The Guarantor agrees to a one-time extension of this guarantee for a period not to exceed *[six months] [one year]*, in response to the Beneficiary's written request for such extension, such request to be presented to the Guarantor before the expiry of the guarantee.

\_\_\_\_\_  
*[Name of Authorized Official, signature(s) and seals/stamps]*

**Note:** *All italicized text (including footnotes) is for use in preparing this form and shall be deleted from the final product.*

<sup>1</sup>The Guarantor shall insert an amount representing the amount of the advance payment and denominated either in the currency of the advance payment as specified in the Contract.

<sup>2</sup>Insert the expected expiration date of the Time for Completion. The Procuring Entity should note that in the event of an extension of the time for completion of the Contract, the Procuring Entity would need to request an extension of this guarantee from the Guarantor. Such request must be in writing and must be made prior to the expiration date established in the guarantee.

**FORM NO. 8 – RETENTION MONEY SECURITY**

**[Demand Bank Guarantee]**

*[Guarantor letterhead]*

**Beneficiary:** \_\_\_\_\_ *[Insert name and Address of Procuring Entity]*

**Date:** \_\_\_\_\_ *[Insert date of issue]*

**Advance payment guarantee no.** *[Insert guarantee reference number]*

**Guarantor:** *[Insert name and address of place of issue, unless indicated in the letterhead]*

1. We have been informed that \_\_\_\_\_ *[insert name of Contractor, which in the case of a joint venture shall be the name of the joint venture]* (hereinafter called "the Contractor") has entered into Contract No. \_\_\_\_\_ *[insert reference number of the contract]* dated \_\_\_\_\_ with the Beneficiary, for the execution of \_\_\_\_\_ *[insert name of contract and brief description of Works]* (hereinafter called "the Contract").
2. Furthermore, we understand that, according to the conditions of the Contract, the Beneficiary retains moneys upto the limit set forth in the Contract ("the Retention Money"), and that when the Taking-Over Certificate has been issued under the Contract and the first half of the Retention Money has been certified for payment, and payment of *[insert the second half of the Retention Money]* is to be made against a Retention Money guarantee.
3. At the request of the Contractor, we, as Guarantor, hereby irrevocably undertake to pay the Beneficiary any sum or sums not exceeding in total an amount of *[insert amount in figures]* \_\_\_\_\_ *([insert amount in words]* \_\_\_\_\_ *)*<sup>1</sup> upon receipt by us of the Beneficiary's complying demands supported by the Beneficiary's statement, whether in the demand itself or in a separate signed document accompanying or identifying the demand, stating that the Contractor is in breach of its obligation(s) under the Contract, without your needing to prove or show grounds for your demand or the sum specified there in.
4. A demand under this guarantee may be presented as from the presentation to the Guarantor of a certificate from the Beneficiary's bank stating that the second half of the Retention Money as referred to above has been credited to the Contractor on its account number \_\_\_\_\_ at \_\_\_\_\_ *[insert name and address of Applicant's bank]*.
5. This guarantee shall expire no later than the.....Day of.....<sup>2</sup>, and any demand for payment under it must be received by us at the office indicated above on or before that date.
6. The Guarantor agrees to a one-time extension of this guarantee for a period not to exceed *[six months]* *[one year]*, in response to the Beneficiary's written request for such extension, such request to be presented to the Guarantor before the expiry of the guarantee.

\_\_\_\_\_  
*[Name of Authorized Official, signature(s) and seals/stamps]*

**Note:** *All italicized text (including footnotes) is for use in preparing this form and shall be deleted from the final product.*

<sup>1</sup>The Guarantor shall insert an amount representing the amount of the second half of the Retention Money.  
<sup>2</sup>Insert a date that is twenty-eight days after the expiry of retention period after the actual completion date of the contract. The Procuring Entity should note that in the event of an extension of this date for completion of the Contract, the Procuring Entity would need to request an extension of this guarantee from the Guarantor. Such request must be in writing and must be made prior to the expiration date established in the guarantee

**FORM NO. 9 BENEFICIAL OWNERSHIP DISCLOSURE FORM**

**(Amended and issued pursuant to PPRA CIRCULAR No. 02/2022)**

**INSTRUCTIONS TO TENDERERS: DELETE THIS BOX ONCE YOU HAVE COMPLETED THE FORM**

*This Beneficial Ownership Disclosure Form ("Form") is to be completed by the successful tenderer pursuant to Regulation 13 (2A) and 13 (6) of the Companies (Beneficial Ownership Information) Regulations, 2020. In case of joint venture, the tenderer must submit a separate Form for each member. The beneficial ownership information to be submitted in this Form shall be current as of the date of its submission.*

*For the purposes of this Form, a Beneficial Owner of a Tenderer is any natural person who ultimately owns or controls the legal person (tenderer) or arrangements or a natural person on whose behalf a transaction is conducted, and includes those persons who exercise ultimate effective control over a legal person (Tenderer) or arrangement.*

Tender Reference No.: \_\_\_\_\_ [insert identification no]

Name of the Tender Title/Description: \_\_\_\_\_ [insert name of the assignment] to:  
 \_\_\_\_\_ [insert complete name of Procuring Entity]

In response to the requirement in your notification of award dated [insert date of notification of award] to furnish additional information on beneficial ownership: \_\_\_\_\_ [select one option as applicable and delete the options that are not applicable]

I) We here by provide the following beneficial ownership information.

**Details of Beneficial ownership**

Details of all Beneficial Owners		% of shares a person holds in the company	% of voting rights a person holds in the company	Whether a person directly or indirectly holds a right to appoint or remove a member of the board of directors of the company or an equivalent governing body of the Tenderer (Yes / No)	Whether a person directly or indirectly exercises significant influence or control over the Company (tenderer) (Yes / No)
	Full Name	Directly----- ----- %	Directly..... .....% of voting	1. Having the right to appoint a majority of	1. Exercises significant influence or control
1.	National identity card number or	of shares	rights	the board of the directors or an equivalent governing body of the Tenderer: Yes ----No----	over the Company body of the Company (tenderer) Yes ----No----
	Passport number				
	Personal Identification				
	Number (where applicable)				
	Nationality				
	Date of birth [dd/mm/yyyy]				
	Postal address				
	Residential address				
	Telephone number				
	Email address				
Occupation or profession	Indirectly---- ----- % of shares	Indirectly----- % of voting rights	2. Is this right held directly or indirectly?:  Direct..... ...  Indirect..... ...	2. Is this influence or control exercised directly or indirectly?  Direct.....  Indirect.....	

Details of all Beneficial Owners		% of shares a person holds in the company Directly or indirectly	% of voting rights a person holds in the company	Whether a person directly or indirectly holds a right to appoint or remove a member of the board of directors of the company or an equivalent governing body of the Tenderer (Yes / No)	Whether a person directly or indirectly exercises significant influence or control over the Company (tenderer) (Yes/ No)
2.	Full Name	Directly----- ----- % of shares  Indirectly---- ----- % of shares	Directly..... .....% of voting rights  Indirectly----- % of voting rights	1. Having the right to appoint a majority of the board of the directors or an equivalent governing body of the Tenderer: Yes ----No---- 2. Is this right held directly or indirectly?:  Direct..... ...  Indirect..... ...	1. Exercises significant influence or control over the Company body of the Company (tenderer) Yes ----No---- 2. Is this influence or control exercised directly or indirectly?  Direct.....  Indirect.....
	National identity card number or Passport number				
	Personal Identification Number (where applicable)				
	Nationality(ies)				
	Date of birth [dd/mm/yyyy]				
	Postal address				
	Residential address				
	Telephone number				
	Email address				
	Occupation or profession				
3.					
e.t					
.c					

II) Am fully aware that beneficial ownership information above shall be reported to the Public Procurement Regulatory Authority together with other details in relation to contract awards and shall be maintained in the Government Portal, published and made publicly available pursuant to Regulation 13(5) of the Companies (Beneficial Ownership Information) Regulations, 2020.(Notwithstanding this paragraph Personally Identifiable Information in line with the Data Protection Act shall not be published or made public). *Note that Personally Identifiable Information (PII) is defined as any information that can be used to distinguish one person from another and can be used to deanonymize previously anonymous data. This information includes National identity card number or Passport number, Personal Identification Number, Date of birth, Residential address, email address and Telephone number.*

III) In determining who meets the threshold of who a beneficial owner is, the Tenderer must consider a natural person who in relation to the company:

- (a) holds at least ten percent of the issued shares in the company either directly or indirectly;
- (b) exercises at least ten percent of the voting rights in the company either directly or indirectly;
- (c) holds a right, directly or indirectly, to appoint or remove a director of the company; or
- (d) exercises significant influence or control, directly or indirectly, over the company.

IV) What is stated to herein above is true to the best of my knowledge, information and belief.

*Name of the Tenderer: .....\*[insert complete name of the Tenderer]\_\_\_\_\_*

*Name of the person duly authorized to sign the Tender on behalf of the Tenderer: \*\* [insert complete name of person duly authorized to sign the Tender]*

*Designation of the person signing the Tender: .....[insert complete title of the person signing the Tender]*

*Signature of the person named above:..... [insert signature of person whose name and capacity are shown*

*above]*

*Date this ..... [insert date of signing] day of..... [Insert month], [insert year]*

Bidder Official Stamp